

# The phase between the three gluon and one photon amplitudes in quarkonium decays

Ping Wang\*

## Abstract

The phase between three-gluon and one-photon amplitudes in  $\psi(2S)$  and  $\psi(3770)$  decays is analyzed.

## 1 Motivations

It has been known that in  $J/\psi$  decays, the three gluon amplitude  $a_{3g}$  and one-photon amplitude  $a_\gamma$  are orthogonal for the decay modes  $1^+0^-$  ( $90^\circ$ ) [1],  $1^-0^-$  ( $106 \pm 10^\circ$ ) [2],  $0^-0^-$  ( $89.6 \pm 9.9^\circ$ ) [3],  $1^-1^-$  ( $138 \pm 37^\circ$ ) [4] and  $N\bar{N}$  ( $89 \pm 15^\circ$ ) [5].

J. M. Gérard and J. Weyers [6] argued that this large phase follows from the orthogonality of three-gluon and one-photon virtual processes. The question arises: is this phase universal for quarkonium decays? How about  $\psi(2S)$ ,  $\psi(3770)$  and  $\Upsilon(nS)$  decays?

## 2 Quarkonium produced in electron-positron colliding experiments

Recently, more  $\psi(2S)$  data has been available. Most of the branching ratios are measured in  $e^+e^-$  colliding experiments. For these experiments, there are three diagrams [7, 8], as shown in Fig. 1, which contribute to the processes. Although such formulas were written in the early years after  $J/\psi$  was discovered, but

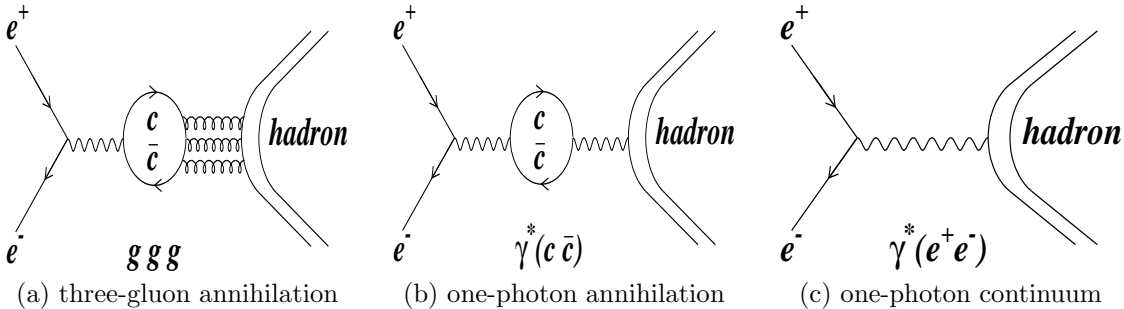


Figure 1: The Feynman diagrams of  $e^+e^- \rightarrow \text{light hadrons}$  at charmonium resonance.

the diagram in Fig. 1(c) is usually neglected. This reflects a big gap between theory and the actual experiments.

How important is this amplitude? For  $\psi(2S)$ , at first glance,  $\sigma_{Born} = 7887\text{nb}$ ; while  $\sigma_c \approx 14\text{nb}$ . But for  $e^+e^-$  processes, initial state radiation modifies the Breit-Wigner cross section. With radiative correction,  $\sigma_{r.c.} = 4046\text{nb}$ ; more important, the  $e^+e^-$  colliders have finite beam energy resolution, with  $\Delta$  at the order of magnitude of MeV; while the width of  $\psi(2S)$  is only 300KeV. Here  $\Delta$  is the standard deviation of the gaussian function which describes the C.M. energy distribution of the electron-positron. This reduces the observed cross section by an order of magnitude. For example, with  $\Delta = 1.3\text{MeV}$

\*Institute of High Energy Physics, CAS, Beijing 100039, China

(parameter of BES/BEPC at the energy of  $\psi(2S)$  mass),  $\sigma_{obs} = 640\text{nb}$ . If  $\Delta = 2.0\text{MeV}$  (parameters of DM2/DCI experiment at the same energy),  $\sigma_{obs} = 442\text{nb}$ .

The contribution from direct one-photon annihilation is most important for pure electromagnetic process, like  $\mu^+\mu^-$ , where the continuum cross section is as large as the resonance itself and the interference is apparent. This is seen in the  $\mu^+\mu^-$  cross section curve in the experimental scan of  $\psi(2S)$  resonance, as shown in Fig. 2.

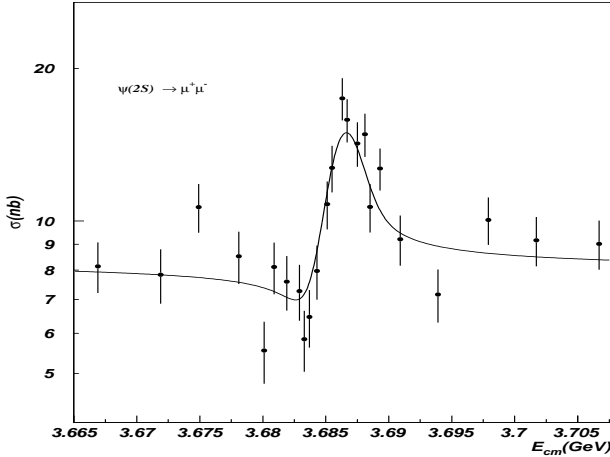


Figure 2:  $\mu^+\mu^-$  curve at  $\psi(2S)$  resonance scanned by BES

The observed cross section depends on experimental details:  $s_m$ ,  $\Delta$ , etc. [8]. The resonance cross section depends on the beam energy resolution of the  $e^+e^-$  collider; on the other hand, the continuum cross section depends on the invariant mass cut  $s_m$  in the selection criteria. This is seen from the treatment of the radiative correction [9]:

$$\sigma_{r.c.}(s) = \int_0^{1-\frac{s_m}{s}} dx F(x, s) \frac{\sigma_0(s(1-x))}{|1 - \Pi(s(1-x))|^2}.$$

### 3 Pure electromagnetic decay

BES reports  $\mathcal{B}(\psi(2S) \rightarrow \omega\pi^0) = (3.8 \pm 1.7 \pm 1.1) \times 10^{-5}$ . What it means is the cross section of  $e^+e^- \rightarrow \omega\pi^0$  at  $\psi(2S)$  mass is measured to be  $(2.4 \pm 1.3) \times 10^{-2}$  nb. About 60% of this cross section is due to continuum [10]. This gives the form factor  $\mathcal{F}_{\omega\pi^0}(M_{\psi(2S)}^2)/\mathcal{F}_{\omega\pi^0}(0) = (1.6 \pm 0.4) \times 10^{-2}$ . It agrees well with the calculation by J.-M. Gérard and G.López Castro [11] which predicts it to be  $(2\pi f_\pi)^2/3s = 1.66 \times 10^{-2}$  with  $f_\pi$  the pion decay constant. Similarly  $\pi$  form factor at  $\psi(2S)$  is revised [10].

### 4 $\psi(2S) \rightarrow 1^-0^-$ and $0^-0^-$ decays

The  $\psi(2S) \rightarrow 1^-0^-$  decays are due to three-gluon amplitude  $a_{3g}$  and one-photon amplitude  $a_\gamma$ . With these two amplitudes, a previous analysis [12] yielded  $a_{3g} \approx -a_\gamma$ , i.e. the phase  $\phi$  between  $a_{3g}$  and  $a_\gamma$  is  $180^\circ$  and  $\phi = 90^\circ$  is ruled out. Here the SU(3) breaking amplitude  $\epsilon$  is small compared with  $a_{3g}$ . But these branching ratios so far are all measured by  $e^+e^-$  experiments. So actually we have three diagrams and three amplitudes. The analysis should be based on Table 1:

modes	amplitude	B.R.(in $10^{-4}$ )
$\rho^+\pi^-$ ( $\rho^0\pi^0$ )	$a_{3g} + a_\gamma + a_c$	$< 0.09$
$K^{*+}K^-$	$a_{3g} + \epsilon + a_\gamma + a_c$	$< 0.15$
$K^{*0}K^0$	$a_{3g} + \epsilon - 2(a_\gamma + a_c)$	$0.41 \pm 0.12 \pm 0.08$
$\omega\pi^0$	$3(a_\gamma + a_c)$	$0.38 \pm 0.17 \pm 0.11$

Table 1:  $e^+e^- \rightarrow \psi(2S) \rightarrow 1^-0^-$  process

In Table 1,  $a_{3g}$  interferes with  $a_\gamma + a_c$ , destructively for  $\rho\pi$  and  $K^{*+}K^-$ , but constructively for  $K^{*0}K^0$  ( $\epsilon$  is a fraction of  $a_{3g}$ ). Fitting measured  $K^{*+}K^-$  and  $\rho\pi$  modes with different  $\phi$ 's are listed in Table 2.

It shows that a  $-90^\circ$  phase between  $a_{3g}$  and  $a_\gamma$  is still consistent with the data within one standard deviation of the experimental errors [13].

$\phi$	$C = \frac{a_{3g}}{a_\gamma}$	$\sigma_{pre}(K^{*+}K^-)(\text{pb})$	$\mathcal{B}_{K^{*+}K^-}^0 (\times 10^{-5})^1$	$\sigma_{pre}(\rho^0\pi^0)(\text{pb})$	$\mathcal{B}_{\rho^0\pi^0}^0 (\times 10^{-5})$
+76.8°	$7.0^{+3.1}_{-2.2}$	$37^{+24}_{-23}$	$5.0^{+3.2}_{-3.1}$	$64^{+43}_{-41}$	$9.0^{+6.1}_{-6.0}$
-72.0°	$5.3^{+3.1}_{-2.6}$	$19^{+14}_{-14}$	$3.1^{+2.3}_{-2.3}$	$33^{+25}_{-24}$	$5.5^{+4.1}_{-4.0}$
-90°	$4.5^{+3.1}_{-2.6}$	$12^{+9}_{-9}$	$2.0^{+1.5}_{-1.5}$	$22^{+17}_{-17}$	$3.7^{+2.9}_{-2.9}$
180°	$3.4^{+3.0}_{-2.2}$	$4.0^{+4.3}_{-3.2}$	$0.39^{+0.42}_{-0.31}$	$7.8^{+8.6}_{-6.7}$	$1.0^{+1.1}_{-0.8}$
BES observed		< 9.6		< 5.8	

Table 2: Calculated results for  $\psi(2S) \rightarrow K^{*+}K^-$  and  $\rho^0\pi^0$  with different  $\phi$ .

The newly measured  $\psi(2S) \rightarrow K_S K_L$  from BES-II [15], together with previous results on  $\pi^+\pi^-$  and  $K^+K^-$ , is also consistent with a  $-90^\circ$  phase between  $a_{3g}$  and  $a_\gamma$  [14]. This is discussed in more detail by X.H. Mo in this conference.

## 5 $\psi(3770) \rightarrow \rho\pi$

J.L.Rosner [16] proposed that the  $\rho\pi$  puzzle is due to the mixing of  $\psi(2S)$  and  $\psi(1D)$  states, with the mixing angle  $\theta = 12^\circ$ . In this scenario, the missing  $\rho\pi$  decay mode of  $\psi(2S)$  shows up instead as decay mode of  $\psi(3770)$ , enhanced by the factor  $1/\sin^2\theta$ . He predicts  $\mathcal{B}_{\psi(3770) \rightarrow \rho\pi} = (4.1 \pm 1.4) \times 10^{-4}$ . With the total cross section of  $\psi(3770)$  at Born order to be  $(11.6 \pm 1.8)$  nb,  $\sigma_{e^+e^- \rightarrow \psi(3770) \rightarrow \rho\pi}^{Born} = (4.8 \pm 1.9)$  pb.

But one should be reminded that for  $\psi(3770)$ , the resonance cross section, with radiative correction is only 8.17nb, while the continuum is 13nb. So to measure it in  $e^+e^-$  experiments, we must know the cross section  $e^+e^- \rightarrow \gamma^* \rightarrow \rho\pi$ . The cross section  $\sigma_{e^+e^- \rightarrow \gamma^* \rightarrow \rho\pi}(s)$  can be estimated by the electromagnetic form factor of  $\omega\pi^0$ , since from SU(3) symmetry, the coupling of  $\omega\pi^0$  to  $\gamma^*$  is three times of  $\rho\pi$  [17]. The  $\omega\pi^0$  form factor measured at  $\psi(2S)$  is extrapolated to  $\sqrt{s} = M_\psi(3770)$  by  $|\mathcal{F}_{\omega\pi^0}(s)| = 0.531$  GeV/s. With this, the continuum cross section of  $\rho\pi$  production at  $\psi(3770)$   $\sigma_{e^+e^- \rightarrow \gamma^* \rightarrow \rho\pi}^{Born} = 4.4$  pb. Compare the two cross sections, the problem arises: how do these two interfere with each other?

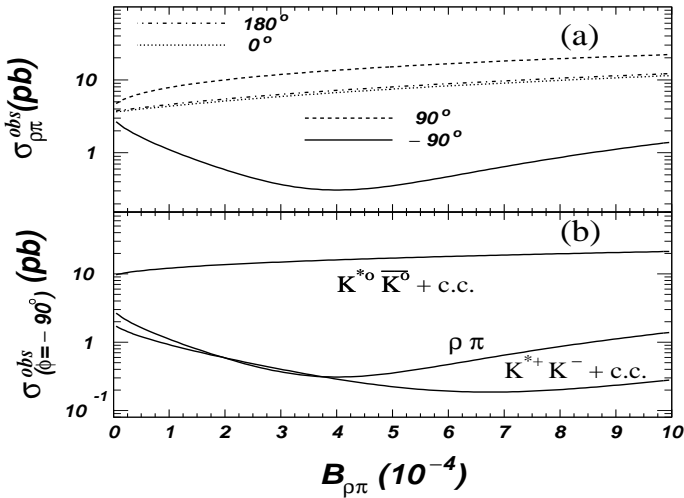


Figure 3: (a)  $e^+e^- \rightarrow \rho\pi$  cross section as a function of  $\mathcal{B}_{\psi(3770) \rightarrow \rho\pi}$  for different phases, and (b)  $e^+e^- \rightarrow K^{*0}\bar{K}^0 + c.c.$ ,  $K^{*+}K^- + c.c.$ , and  $\rho\pi$  cross sections as functions of  $\mathcal{B}_{\psi(3770) \rightarrow \rho\pi}$ .

If the phase between  $a_{3g}$  and  $a_\gamma$  is  $-90^\circ$ , then as in the case of  $\psi(2S)$ , the interference between  $a_{3g}$  and  $a_c$  is destructive in  $\rho\pi$  and  $K^{*+}K^-$  modes, but constructive in  $K^{*0}\bar{K}^0$  mode [18]. The  $e^+e^- \rightarrow \rho\pi$  cross section at  $\psi(3770)$ , as a function of  $\mathcal{B}_{\psi(3770) \rightarrow \rho\pi}$  for different  $\phi$ 's are shown in Fig. 3(a); while the  $e^+e^- \rightarrow \rho\pi, K^{*+}K^-, K^{*0}\bar{K}^0$  cross sections as functions of  $\mathcal{B}_{\psi(3770) \rightarrow \rho\pi}$  for  $\phi = -90^\circ$  are shown in Fig. 3(b). To measure  $\psi(3770) \rightarrow \rho\pi$  in  $e^+e^-$  collision, we must scan the  $\psi(3770)$  peak (as we measure  $\Gamma_{ee}$ ,  $\Gamma_{total}$  and  $M_{\psi(3770)}$ ).

Fig. 4(a) shows the  $e^+e^- \rightarrow \rho\pi$  cross section vs C.M. energy for different  $\phi$ 's. Fig. 4(b) shows the  $e^+e^- \rightarrow K^{*0}\bar{K}^0$  cross section with  $\phi = -90^\circ$ .

MARK-III gives  $\sigma_{e^+e^- \rightarrow \rho\pi}(\sqrt{s} = M_{\psi(3770)}) < 6.3$  pb, at 90% C.L. [19]. It favors  $-90^\circ$ .

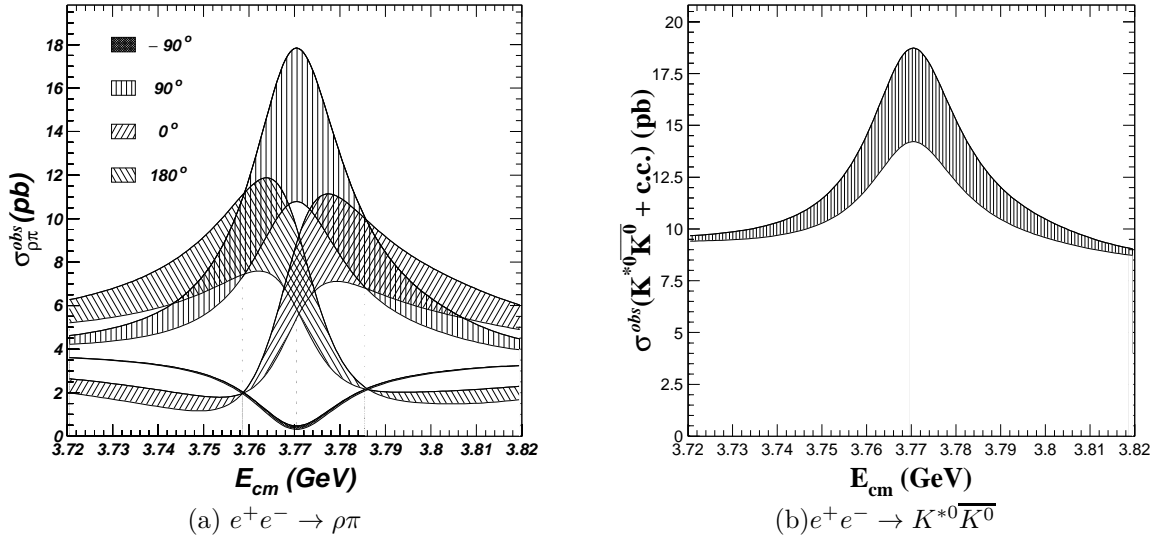


Figure 4: (a)  $e^+e^- \rightarrow \rho\pi$  cross section vs C.M. energy for different phases:  $\phi = -90^\circ, +90^\circ, 0^\circ,$  and  $180^\circ$  respectively. (b)  $e^+e^- \rightarrow K^{*0}\bar{K}^0$  cross section vs C.M. energy with  $\phi = -90^\circ$ .

$\psi(3770) \rightarrow 1^-0^-$  modes test the universal orthogonal phase between  $a_{3g}$  and  $a_\gamma$  in quarkonium decays as well as Rosner's scenario. A small cross section of  $e^+e^- \rightarrow \rho\pi$  at  $\psi(3770)$  peak means  $\mathcal{B}(\psi(3770) \rightarrow \rho\pi) \approx 4 \times 10^{-4}$ . (With radiative correction, the cancellation between  $a_{3g}$  and  $a_c$  cannot be complete. With a practical cut on the  $\rho\pi$  invariant mass, the cross section is a fraction of 1pb. ) It also implies the phase of the three gluon amplitude relative to one-photon decay amplitude is around  $-90^\circ$ . These will be tested by the  $20pb^{-1}$  of  $\psi(3770)$  data by BES-II, or  $5pb^{-1}$  of  $\psi(3770)$  data by CLEO-c.

## 6 Summary

- The universal orthogonality between  $a_{3g}$  and  $a_\gamma$  found in various decay modes of  $J/\psi$  can be generalized to  $\psi(2S)$  and  $\psi(3770)$  decays. A  $-90^\circ$  phase between  $a_{3g}$  and  $a_\gamma$  is consistent with the data on  $\psi(2S) \rightarrow 1^-0^-$  and  $0^-0^-$  modes.
- The  $\psi(3770) \rightarrow \rho\pi, K^{*+}K^-, K^{*0}\bar{K}^0$  test the universal  $-90^\circ$  phase, as well as Rosner's scenario on  $\rho\pi$  puzzle. This should be pursued by BES-II and CLEO-c.
- The existing  $\Upsilon(nS)$  data should be used to test the phase in bottomonium states.

## References

- [1] M. Suzuki, Phys. Rev. **D63**, 054021 (2001).
- [2] J. Jousset *et al.*, Phys. Rev. **D41**, 1389 (1990); D. Coffman *et al.*, Phys. Rev. **D38**, 2695 (1988); N.N.Achasov, Talk at Hadron2001.
- [3] M. Suzuki, Phys. Rev. **D60**, 051501(1999).
- [4] L. Köpke and N. Wermes, Phys. Rep. **74**, 67 (1989).
- [5] R. Baldini, *et al.* Phys. Lett. **B444**, 111 (1998).
- [6] J. M. Gérard and J. Weyers, Phys. Lett. **B462**, 324 (1999).
- [7] S.Rudaz, Phys. Rev. **D14**, 298 (1976).
- [8] P. Wang, C. Z. Yuan, X. H. Mo and D. H. Zhang, Phys. Lett. **B593**, 89 (2004).

- [9] E. A. Kuraev and V. S. Fadin, Sov. J. Nucl. Phys. **41**, 466 (1985); G. Altarelli and G. Martinelli, CERN **86-02**, 47 (1986); O. Nicosini and L. Trentadue, Phys. Lett. **B196**, 551 (1987); F. A. Berends, G. Burgers and W. L. Neerven, Nucl. Phys. **B297**, 429 (1988); *ibid.* **304**, 921 (1988).
- [10] P. Wang, X. H. Mo and C. Z. Yuan, Phys. Lett. **B557**, 192 (2003).
- [11] J.-M. Gérard and G. López Castro, Phys. Lett. **B425**, 365 (1998).
- [12] M. Suzuki, Phys. Rev. **D63**, 054021 (2001).
- [13] P. Wang, C. Z. Yuan and X. H. Mo, Phys. Rev. **D69**, 057502 (2004).
- [14] C. Z. Yuan, P. Wang and X. H. Mo, Phys. Lett. **B567**, 73 (2003).
- [15] X. H. Mo's talk in this proceeding.
- [16] J. L. Rosner, Phys. Rev. **D64**, 094002 (2001).
- [17] H. E. Haber and J. Perrier, Phys. Rev. **D32**, 2961 (1985).
- [18] P. Wang, C. Z. Yuan and X. H. Mo, Phys. Lett. **B574**, 41 (2003).
- [19] Yanong Zhu, Ph. D. thesis California Institute of Technology, 1988, Caltech Report No. CALT-68-1513; W. A. Majid, Ph. D. thesis) University of Illinois, 1993, UMI-94-11071-mc.