

The Charged Higgs Boson Search at LHC

D. P. Roy

Department of Theoretical Physics
Tata Institute of Fundamental Research
Homi Bhabha Road, Mumbai 400 005, India

dproy@theory.tifr.res.in

Abstract

This review starts with a brief introduction to the charged Higgs boson (H^\pm) in the Minimal Supersymmetric Standard Model (MSSM). It then discusses the prospects of a relatively light H^\pm boson search via top quark decay and finally a heavy H^\pm boson search at LHC. The viable channels for H^\pm search are discussed, with particular emphasis on the $H^\pm \rightarrow \tau\nu$ decay channel.

1 Introduction

The minimal supersymmetric extension of the Standard Model (MSSM) contains two Higgs doublets $\phi_u^{+,0}$ and $\phi_d^{0,-}$, with opposite hypercharge $Y = \pm 1$, to give masses to the up and down type quarks and leptons. This also ensures anomaly cancellation between their fermionic partners. The two doublets of complex scalars correspond to 8 degrees of freedom, 3 of which are absorbed as Goldstone bosons to give mass and longitudinal components to the W^\pm and Z bosons. This leaves 5 physical states: two neutral scalars h^0 and H^0 , a pseudo-scalar A^0 , and a pair of charged Higgs bosons H^\pm . While it may be hard to distinguish any one of these neutral Higgs bosons from that of the Standard Model, the H^\pm pair carry a distinctive hall-mark of the MSSM. Hence the charged Higgs boson plays a very important role in the search of the SUSY Higgs sector.

At the tree-level all the MSSM Higgs masses and couplings are given in terms of two parameters – the ratio of the vacuum expectation values, $\tan \beta = \langle \phi_u^0 \rangle / \langle \phi_d^0 \rangle$, and any one of the masses, usually taken to be M_A . The physical H^\pm and A^0 states correspond to the combinations

$$\begin{aligned} H^\pm &= \phi_u^\pm \cos \beta + \phi_d^\pm \sin \beta, \\ A^0 &= \sqrt{2}(\text{Im} \phi_u^0 \cos \beta + \text{Im} \phi_d^0 \sin \beta), \end{aligned} \quad (1)$$

while their masses are related by

$$M_{H^\pm}^2 = M_A^2 + M_W^2, \quad (2)$$

with negligible radiative corrections [1].

The important couplings of the charged Higgs boson are

$$\begin{aligned} H^+ \bar{t} b &: \frac{g}{\sqrt{2} M_W} (m_t \cot \beta + m_b \tan \beta), \quad H^+ \tau \nu : \frac{g}{\sqrt{2} M_W} m_\tau \tan \beta, \\ H^+ \bar{c} s &: \frac{g}{\sqrt{2} M_W} (m_c \cot \beta + m_s \tan \beta), \quad H^+ W^- Z : 0, \end{aligned} \quad (3)$$

with negligible radiative corrections.

The $H^+ \bar{t} b$ Yukawa coupling of eq.(3) is ultraviolet divergent. Assuming it to remain perturbative upto the GUT scale implies

$$1 < \tan \beta < m_t / m_b (\sim 50). \quad (4)$$

However this assumes the absence of any new physics beyond the MSSM upto the GUT scale – i.e. the so-called desert scenario. Without this assumption one gets weaker limits from the perturbative bounds on this coupling at the electroweak scale, i.e.

$$0.3 < \tan \beta < 200. \quad (5)$$

Moreover there is a strong constraint on the $M_A - \tan \beta$ parameter space coming from the LEP-2 bound on the H_{SM} mass, which is also applicable to M_h at low $\tan \beta$, i.e. $M_h > 114$ GeV [2]. Comparing this with the MSSM prediction implies $\tan \beta > 2.4$ for any value of M_A [1, 2] (see Fig. 2 below). However the MSSM prediction for M_h depends sensitively on the top quark mass. The recent increase of this mass from 175 to 178 ± 4.3 GeV [3] along with a more exact evaluation of the radiative correction [4] have resulted in a significant weakening of this constraint. In fact there is no LEP bound on $\tan \beta$ now, which would be valid for all values of M_A . Nonetheless it implies $M_A > 150$ GeV ($M_{H^\pm} > 170$ GeV) over the low $\tan \beta (\leq 2)$ region. But being an indirect bound, it depends strongly on the underlying model. There is no such bound in the CP violating MSSM due to h - A mixing [5]. Moreover there are singlet extensions of the MSSM Higgs sector like the so-called NMSSM, which invalidate these $M_A(M_{H^\pm})$ bounds without disturbing the charged Higgs boson [6]. Therefore it is prudent to relax these indirect constraints on M_{H^\pm} and $\tan \beta$, and search for H^\pm over the widest possible parameter space. It should be noted here that the H^\pm couplings of eq.(3) continue to hold over a wide class of models. In fact the fermionic couplings hold for the general class of Type-II two-Higgs-doublet models, where one doublet couples to up type and the other to down type quarks and leptons [1].

2 Search for a Light H^\pm ($M_{H^\pm} < m_t$)

The main production mechanism in this case is top quark pair production

$$q\bar{q}, gg \rightarrow t\bar{t}, \quad (6)$$

followed by

$$t \rightarrow bH^+ \text{ and/or } \bar{t} \rightarrow \bar{b}H^-. \quad (7)$$

The dominant decay channels of H^\pm are

$$H^+ \rightarrow c\bar{s}, \tau^+\nu \text{ and } Wb\bar{b} + hc, \quad (8)$$

where the 3-body final state comes via the virtual $t\bar{b}$ channel. All these decay widths are easily calculated from the Yukawa couplings of eq.(3). The QCD correction can be simply implemented in the leading log approximation by substituting the quark masses appearing in the Yukawa couplings by their running masses at the H^\pm mass scale [7]. Its main effect is to reduce the b and c pole masses of 4.6 and 1.8 GeV respectively [2] to their running masses $m_b(M_{H^\pm}) \simeq 2.8$ GeV and $m_c(M_{H^\pm}) \simeq 1$ GeV. The corresponding reduction in the t pole mass of 175 GeV is only $\sim 5\%$.

The $t \rightarrow bH^+$ branching ratio is large at $\tan\beta \lesssim 1$ and $\tan\beta \gtrsim m_t/m_b$, which are driven by the m_t and the m_b terms of the $H^+t\bar{b}$ coupling of eq. (3) respectively. However it has a pronounced minimum around $\tan\beta = \sqrt{m_t/m_b} \simeq 7.5$, where the SM decay of $t \rightarrow bW$ is dominant. The H^\pm is expected to decay dominantly into the $\tau\nu$ channel for $\tan\beta > 1$, while the cs and the $b\bar{b}W$ channels dominate in the $\tan\beta \leq 1$ region. This can be easily understood in terms of the respective couplings of eq.(3). The $H^+ \rightarrow \bar{b}bW$ three-body decay via virtual $t\bar{b}$ channel is larger than the $H^+ \rightarrow c\bar{s}$ decay for $M_{H^\pm} \gtrsim 140$ GeV, although the former is a higher order process [8, 9]. This is because the $H^+t\bar{b}$ coupling is larger than the $H^+c\bar{s}$ coupling by a factor of $m_t/m_c > 100$ in the low $\tan\beta$ region. The $M_{H^\pm} < 140$ GeV region has already been excluded at $\tan\beta \leq 1$ by the $t \rightarrow bH^+ \rightarrow bc\bar{s}$ search at Tevatron [2]. With a much larger $t\bar{t}$ production rate at LHC one can extend the search to the $M_{H^\pm} > 140$ GeV region via the $H^\pm \rightarrow b\bar{b}W$ channel at $\tan\beta \leq 1$ [9]. Let us concentrate however on the $H^\pm \rightarrow \tau\nu$ channel, which dominates the theoretically favoured region of $\tan\beta > 1$.

2.1 τ Polarization Effect

The discovery reach of the τ channel for H^\pm search at Tevatron and LHC can be significantly enhanced by exploiting the opposite polarization of τ coming from the $H^\pm \rightarrow \tau\nu$ ($P_\tau = +1$) and $W^\pm \rightarrow \tau\nu$ ($P_\tau = -1$) decays [10]. Let me briefly describe this simple but very powerful method. The best channel for τ -detection in terms of efficiency and purity is its 1-prong hadronic decay channel, which accounts for 50% of its total decay width. The main contributors to this channel are

$$\begin{aligned} \tau^\pm &\rightarrow \pi^\pm\nu_\tau(12.5\%), \quad \tau^\pm \rightarrow \rho^\pm\nu_\tau \rightarrow \pi^\pm\pi^0\nu_\tau(26\%), \\ \tau^\pm &\rightarrow a_1^\pm\nu_\tau \rightarrow \pi^\pm\pi^0\pi^0\nu_\tau(7.5\%), \end{aligned} \quad (9)$$

where the branching fractions of the π and ρ channels include the small K and K^* contributions respectively [2], which have identical polarization effects. Together they account for more than 90% of the 1-prong hadronic decay of τ . The CM angular distributions of τ decay into π or a vector meson $v(= \rho, a_1)$ is simply given in terms of its polarization as

$$\begin{aligned}\frac{1}{\Gamma_\pi} \frac{d\Gamma_\pi}{d\cos\theta} &= \frac{1}{2}(1 + P_\tau \cos\theta), \\ \frac{1}{\Gamma_v} \frac{d\Gamma_{vL}}{d\cos\theta} &= \frac{\frac{1}{2}m_\tau^2}{m_\tau^2 + 2m_v^2}(1 + P_\tau \cos\theta), \\ \frac{1}{\Gamma_v} \frac{d\Gamma_{vT}}{d\cos\theta} &= \frac{m_v^2}{m_\tau^2 + 2m_v^2}(1 - P_\tau \cos\theta),\end{aligned}\tag{10}$$

where L, T denote the longitudinal and transverse polarization states of the vector meson [10, 11]. This angle is related to the fraction x of the τ lab. momentum carried by the meson, i.e. the (visible) τ -jet momentum, via

$$\cos\theta = \frac{2x - 1 - m_{\pi,v}^2/m_\tau^2}{1 - m_{\pi,v}^2/m_\tau^2}.\tag{11}$$

It is clear from (10) and (11) that the signal ($P_\tau = +1$) has a harder τ -jet than the background ($P_\tau = -1$) for the π and the ρ_L, a_{1L} contributions; but it is the opposite for ρ_T, a_{1T} contributions. Now, it is possible to suppress the transverse ρ and a_1 contributions and enhance the hardness of the signal τ -jet relative to the background even without identifying the individual resonance contributions to this channel. This is because the transverse ρ and a_1 decays favour even sharing of momentum among the decay pions, while the longitudinal ρ and a_1 decays favour uneven distributions, where the charged pion carries either very little or most of the momentum [10, 11]. Fig. 1 shows the decay distributions of ρ_L, a_{1L} and ρ_T, a_{1T} in the momentum fraction carried by the charged pion, i.e.

$$x' = p_{\pi^\pm}/p_{\tau\text{-jet}}.\tag{12}$$

The distributions are clearly peaked near $x' \simeq 0$ and $x' \simeq 1$ for the longitudinal ρ and a_1 , while they are peaked in the middle for the transverse ones. Note that the $\tau^+ \rightarrow \pi^\pm \nu_\tau$ decay would appear as a δ function at $x' = 1$ on this plot. Thus requiring the π^\pm to carry $> 80\%$ of the τ -jet momentum,

$$x' > 0.8,\tag{13}$$

retains about half the longitudinal ρ along with the pion but very little of the transverse contributions. This cut suppresses not only the $W \rightarrow \tau\nu$ background but also the fake τ background from QCD jets¹. Consequently the τ -channel can be used for H^\pm search over a wider range of parameters. The resulting H^\pm discovery reach of LHC is shown on the left side of Fig.2 [12]. It goes upto $M_A \simeq 100$ GeV ($M_{H^\pm} \simeq 130$ GeV) around the dip region of $\tan\beta \simeq 7.5$ and upto $M_A \simeq 140$ GeV ($M_{H^\pm} \simeq 160$ GeV) outside this region.

¹Note that the $x' \simeq 0$ peak from ρ_L and a_{1L} can not be used in practice, since τ -identification requires a hard π^\pm , which will not be swept away from the accompanying neutrals by the magnetic field.

3 Search for a Heavy $H^\pm (M_{H^\pm} > m_t)$

The main production process here is the leading order (LO) process [13]

$$gb \rightarrow tH^- + h.c. \quad (14)$$

The complete NLO QCD corrections have been recently calculated by two groups [14, 15], in agreement with one another. Their main results are summarized below:

- (i) The effect of NLO corrections can be incorporated by multiplying the above LO cross-section by a K factor, with practically no change in its kinematic distributions.
- (ii) With the usual choice of renormalization and factorization scales, $\mu_R = \mu_F = M_{H^\pm} + m_t$, one gets $K \simeq 1.5$ over the large M_{H^\pm} and $\tan\beta$ range of interest.
- (iii) The overall NLO correction of 50% comes from two main sources — (a) $\sim 80\%$ correction from gluon emission and virtual gluon exchange contributions to the LO process (14), and (b) $\sim -30\%$ correction from the NLO process

$$gg \rightarrow tH^-b + h.c., \quad (15)$$

after subtracting the overlapping piece from (14) to avoid double counting.

- (iv) As clearly shown in [15], the negative correction from (b) is an artifact of the common choice of factorization and renormalization scales. With a more appropriate choice of the factorization scale, $\mu_F \simeq (M_{H^\pm} + m_t)/5$, the correction from (b) practically vanishes while that from (a) reduces to $\sim 60\%$. Note however that the overall K factor is insensitive to this scale variation.
- (v) Hence for simplicity one can keep a common scale of $\mu_{F,R} = M_{H^\pm} + m_t$ along with a K factor of 1.5, with an estimated uncertainty of 20%. Note that for the process (14) the running quark masses of the $H^+\bar{t}b$ coupling (3) are to be evaluated at μ_R , while the patron densities are evaluated at μ_F .

The dominant decay mode for a heavy H^\pm is into the $t\bar{b}$ channel. The $H^\pm \rightarrow \tau\nu$ is the largest subdominant channel at large $\tan\beta (\gtrsim 10)$, while the $H^\pm \rightarrow W^\pm h^0$ can be the largest subdominant channel over a part of the small $\tan\beta$ region [1]. Let us look at the prospects of a heavy H^\pm search at LHC in each of these channels. The dominant background in each case comes from the $t\bar{t}$ production process (6).

3.1 Heavy H^\pm Search in the $\tau\nu$ Channel

This constitutes the most important channel for a heavy H^\pm search at LHC in the large $\tan\beta$ region. Over a large part of this region, $\tan\beta \gtrsim 10$ and $M_{H^\pm} \gtrsim 300$ GeV, we have

$$BR(H^\pm \rightarrow \tau\nu) = 20 \pm 5\%. \quad (16)$$

The H^\pm signal coming from (14) and (16) is distinguished by very hard τ -jet and missing- $p_T(\cancel{p}_T)$,

$$p_{\tau\text{-jet}}^T > 100\text{GeV} \text{ and } \cancel{p}_T > 100\text{GeV}, \quad (17)$$

with hadronic decay of the accompanying top quark ($t \rightarrow bq\bar{q}$) [16]. The main background comes from the $t\bar{t}$ production process (6), followed by $t \rightarrow b\tau\nu$, while the other t decays hadronically. This has however a much softer τ -jet and can be suppressed significantly with the cut (17). Moreover the opposite τ polarizations for the signal and background can be used to suppress the background further, as discussed earlier. Figure 3 shows the signal and background cross-sections against the fractional τ -jet momentum carried by the charged pion (12). The hard charged pion cut of (13) suppresses the background by a factor of 5-6 while retaining almost half the signal cross-section. Moreover the signal τ -jet has a considerably harder p_T and larger azimuthal opening angle with the \not{p}_T in comparison with the background. Consequently the signal has a much broader distribution in the transverse mass of the τ -jet with the \not{p}_T , extending upto M_{H^\pm} , while the background goes only upto M_W . Figure 4 shows these distributions both with and without the hard charged pion cut (13). One can effectively separate the H^\pm signal from the background and estimate the H^\pm mass from this distribution. The LHC discovery reach of this channel is shown in Fig. 2, which clearly shows it to be the best channel for a heavy H^\pm search at large $\tan\beta$. It should be added here that the transition region between $M_{H^\pm} > m_t$ and $< m_t$ has been recently analysed in [17] by combining the production process of (14) with (6,7). As a result it has been possible to bridge the gap between the two discovery contours of Fig. 2 via the $\tau\nu$ channel.

3.2 Heavy H^\pm Search in the tb Channel

Let us discuss this first for 3 and then 4 b-tags. In the first case the signal comes from (14), followed by

$$H^\pm \rightarrow t\bar{b}, \bar{t}b. \quad (18)$$

The background comes from the NLO QCD processes

$$gg \rightarrow t\bar{t}b\bar{b}, gb \rightarrow t\bar{t}b + h.c., gg \rightarrow t\bar{t}g, \quad (19)$$

where the gluon jet in the last case can be mistagged as b (with a typical probability of $\sim 1\%$). One requires leptonic decay of one of the $t\bar{t}$ pair and hadronic decay of the other with a $p_T > 30$ GeV cut on all the jets [18]. For this cut the b -tagging efficiency at LHC is expected to be $\sim 50\%$. After reconstruction of both the top masses, the remaining (3rd) b quark jet is expected to be hard for the signal (14,18), but soft for the background processes (19). A $p_T > 80$ GeV cut on this b -jet improves the signal/background ratio. Finally this b -jet is combined with each of the reconstructed top pair to give two entries of M_{tb} per event. For the signal events, one of them corresponds to the H^\pm mass while the other constitutes a combinatorial background. Figure 5 shows this invariant mass distribution for the signal along with the above mentioned background processes for different H^\pm masses at $\tan\beta = 40$. Similar results hold for $\tan\beta \simeq 1.5$. One can check that the significance level of the signal is $S/\sqrt{B} \gtrsim 5$ [18]. The corresponding H^\pm discovery reaches in the high and low $\tan\beta$ regions are shown in Fig. 2. While the discovery reach via tb is weaker than that via the $\tau\nu$ channel in the high $\tan\beta$ region, the former offers the best H^\pm discovery reach in the low $\tan\beta$ region. This is particularly important in view of the fact that the indirect LEP limit shown in Fig.

2 gets significantly weaker with the reported increase in the top quark mass, as discussed earlier.

One can also use 4 b -tags to look for the $H^\pm \rightarrow tb$ signal [19]. The signal comes from (15,18), and the background from the first process of (19). After the reconstruction of the $t\bar{t}$ pair, both the remaining pair of b -jets are expected to be soft for the background, since they come from gluon splitting. For the signal, however, one of them comes from the H^\pm decay (18); and hence expected to be hard and uncorrelated with the other b -jet. Thus requiring a $p_T > 120$ GeV cut on the harder of the two b -jets along with large invariant mass ($M_{bb} > 120$ GeV) and opening angle ($\cos\theta_{bb} < 0.75$) for the pair, one can enhance the signal/background ratio substantially. Unfortunately the requirement of 4 b -tags makes the signal size very small. Moreover the signal contains one soft b -jet from (15), for which one has to reduce the p_T threshold from 30 to 20 GeV. The resulting signal and background cross-sections are shown in Fig. 6 for $\tan\beta = 40$. In comparison with Fig. 5 one can see a significant enhancement in the signal/background ratio, but at the cost of a much smaller signal size. Nonetheless this can be used as a supplementary channel for H^\pm search, provided one can achieve good b -tagging for $p_T \sim 20$ GeV jets.

3.3 Heavy H^\pm Search in the Wh^0 Channel

The LEP limit of $M_{h^0} \gtrsim 100$ GeV in the MSSM implies that the $H^\pm \rightarrow Wh^0$ decay channel has at least as high a threshold as the tb channel. The maximum value of its decay BR,

$$B^{\max}(H^\pm \rightarrow Wh^0) \simeq 5\%, \quad (20)$$

is reached for H^\pm mass near this threshold and low $\tan\beta$. The small BR for this decay channel is due the suppression of the $H^+W^-h^0$ coupling relative to the $H^+\bar{t}b$ coupling (3). Note that both the decay channels correspond the same final state, $H^\pm \rightarrow b\bar{b}W$, along with an accompanying top from the production process (14). Nonetheless one can distinguish the $H^\pm \rightarrow Wh^0$ from the $H^\pm \rightarrow tb$ as well as the corresponding backgrounds (19) by looking for a clustering of the $b\bar{b}$ invariant mass around M_{h^0} along with a veto on the second top [20]. Unfortunately the BR of (20) is too small to give a viable signal for this decay channel. Note however that the LEP limit of $M_{h^0} \gtrsim 100$ GeV does not hold in the CP violating MSSM [5] or the singlet extensions of the MSSM Higgs sector like the NMSSM [6]. Therefore it is possible to have a Wh^0 threshold significantly below m_t in these model. Consequently one can have a H^\pm boson lighter than the top quark in these models in the low $\tan\beta$ region, which can dominantly decay into the Wh^0 channel. Thus it is possible to have spectacular $t \rightarrow bH^+ \rightarrow bWh^0$ decay signals at LHC in the NMSSM [20] as well as the CP violating MSSM [21].

4 Concluding Remarks

Let me conclude by commenting on a few aspects of H^\pm boson search, which could not be discussed in this brief review. The associated production of H^\pm with W boson has been investigated in [22], and the $H^\pm H^\mp$ and $H^\pm A^0$ productions in [23]. Being second order electroweak processes, however, they give much smaller signals than (14), while suffering

from the same background. However one can get potentially large H^\pm signal from the decay of strongly produced squarks and gluinos at LHC, which can help to fill in the gap in the intermediate $\tan\beta$ region of Fig. 2 for favourable SUSY parameters [24].

Finally, the SUSY quantum correction to H^\pm production can be potentially important since it is known to be nondecoupling, i.e. it remains finite even for very large SUSY mass parameters [25, 26, 27]. A brief discussion of this effect can be found in a larger version of this review [28], which also covers H^\pm search at LEP and Tevatron.

References

- [1] For a recent review see M. Carena and H. Haber, *Prog. Part. Nucl. Phys.* **50**, 63 (2003) [hep-ph/0208209].
- [2] K. Hagiwara et al. (Particle Data Group), *Phys. Rev.* **D66**, 010001 (2002) (URL: <http://pdg.lbl.gov>)
- [3] CDF and D0 Collaborations and Tevatron Electroweak Working Group, hep-ex/0404010.
- [4] G. Degrossi, S. Hainemeyer, W. Hollik, P. Slavich and G. Weiglein, *Euro. Phys. J.* **C28**, 133 (2003).
- [5] M. Carena, J. Ellis, S. Mrenna, A. Pilaftsis and C.E.M. Wagner, *Nucl. Phys.* **B659**, 145 (2003).
- [6] M. Drees, E. Ma, P.N. Pandita, D.P. Roy and S. Vempati, *Phys. Lett.* **B433**, 346 (1998); see also C. Panagiotakopoulos and A. Pilaftsis, *Phys. Lett.* **B505**, 184 (2001).
- [7] A. Mendez and A. Pomarol, *Phys. Lett.* **B252**, 461 (1990); C.S. Li and R.J. Oakes, *Phys. Rev.* **D43**, 855 (1991); M. Drees and D.P. Roy, *Phys. Lett.* **B269**, 155 (1991).
- [8] S. Moretti and W.J. Stirling, *Phys. Lett.* **B347**, 291 (1995); **B366**, 451 (E) (1996); A. Djouadi, J. Kalinowski and P.M. Zerwas, *Z. Phys.* **C70**, 435 (1996).
- [9] E. Ma, D.P. Roy and J. Wudka, *Phys. Rev. Lett.* **80**, 1162 (1998).
- [10] S. Raychaudhuri and D.P. Roy, *Phys. Rev.* **D52**, 1556 (1995); *Phys. Rev.* **D53**, 4902 (1996).
- [11] B.K. Bullock, H. Hagiwara and A.D. Martin, *Nucl. Phys.* **B395**, 499 (1993).
- [12] K.A. Assamagan, Y. Coadou and A. Deandrea, *Eur. Phys. J* **C4**, 9 (2002); see also D. Denegri et al., CMS Note 2001/032, hep-ph/0112045.
- [13] A.C. Bawa, C.S. Kim and A.D. Martin, *Z. Phys.* **C47**, 75 (1990); J.F. Gunion, *Phys. Lett.* **B322**, 125 (1994); V. Barger, R.J.N. Phillips and D.P. Roy, *Phys. Lett.* **B324**, 236 (1994).

- [14] S.H. Zhu, *Phys. Rev.* **D67**, 075006 (2003).
- [15] T. Plehn, *Phys. Rev.* **D67**, 014018 (2003); E.L. Berger, T. Han, J. Jiang and T. Plehn, hep-ph/0312286.
- [16] D.P. Roy, *Phys. Lett.* **B459**, 607 (1999).
- [17] K.A. Assamagan, M. Guchait and S. Moretti, hep-ph/0402057; see also F. Borzumati, J.L. Kneur and N. Polonsky, *Phys. Rev.* **D60**, 115011 (1999).
- [18] S. Moretti and D.P. Roy, *Phys. Lett.* **B470**, 209 (1999).
- [19] D.J. Miller, S. Moretti, D.P. Roy and W.J. Stirling, *Phys. Rev.* **D61**, 055011 (2000); see also K.A. Assamagan and N. Gollub, hep-ph/0406013.
- [20] M. Drees, M. Guchait and D.P. Roy, *Phys. Lett.* **B471**, 39 (1999).
- [21] K.A. Assamagan, D.K. Ghosh, R.M. Godbole and D.P. Roy (in preparation).
- [22] A.A. Barrientos Bendezu and B.A. Kniehl, *Phys. Rev.* **D59**, 015009 (1999); S. Moretti and K. Odagiri, *Phys. Rev.* **D59**, 055008 (1999); O. Brein, H. Hollik and S. Kanemura, *Phys. Rev.* **D63**, 095001 (2001).
- [23] A. Kraus, T. Plehn, M. Spira and P.M. Zerwas, *Nucl. Phys.* **B519**, 85 (1998); O. Brein and H. Hollik, *Eur. Phys. J.* **C13**, 175 (2000); A.A. Barrientos Bendezu and B.A. Kniehl, *Nucl. Phys.* **B568**, 305 (2000). For associated $H^\pm A^0$ production see Q.H. Cao, S. Kanemura and C.P. Yuan, *Phys. Rev.* **D69**, 075008 (2004).
- [24] M. Bisset, M. Guchait and S. Moretti, *Eur. Phys. J.* **C19**, 143 (2001); A. Datta, A. Djouadi, M. Guchait and Y. Mambrini, *Phys. Rev.* **D65**, 015007 (2002).
- [25] L. Hall, R. Rattazzi and U. Sarid, *Phys. Rev.* **D50**, 7048 (1994); M. Carena, M. Olechowski, S. Pokorski and C.E.M. Wagner, *Nucl. Phys.* **B426**, 269 (1994).
- [26] J.A. Coarasa, R.A. Jimenez and J. Sola, *Phys. Lett.* **B389**, 312 (1996); R.A. Jimenez and J. Sola, *Phys. Lett.* **B389**, 53 (1996); A. Bartl, H. Eberl, K. Hikasa, K. Kon, W. Majerotto and Y. Yamada, *Phys. Lett.* **B378**, 167 (1996).
- [27] A. Belyaev, D. Garcia, J. Guasch and J. Sola, *Phys. Rev.* **D65**, 031701 (2002); *JHEP* **0206**, 059 (2002).
- [28] D.P. Roy, *Mod. Phys. Lett.* **A19**, 1813 (2004).

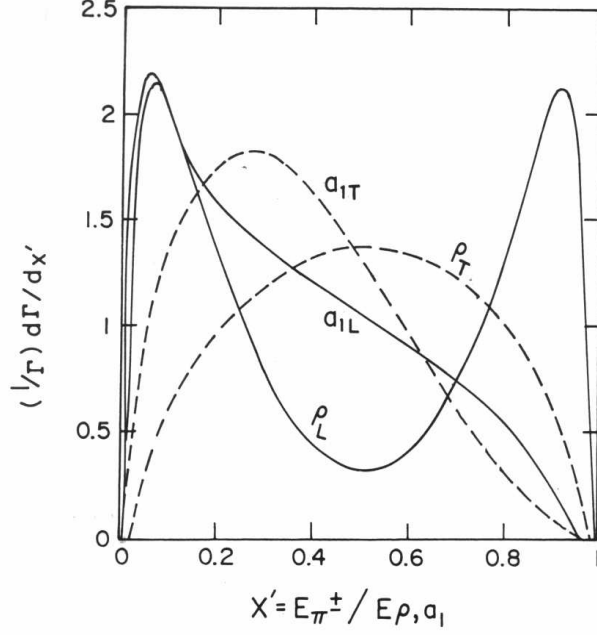


Figure 1: Distributions of the normalised decay widths of τ^\pm via $\rho_{L,T}^\pm \rightarrow \pi^\pm \pi^0$ and $a_{1L,T}^\pm \rightarrow \pi^\pm \pi^0 \pi^0$ in the momentum fraction carried by the charged pion [10]. On this plot the $\tau^\pm \rightarrow \pi^\pm \nu$ decay would correspond to a δ -function at $x' = 1$.

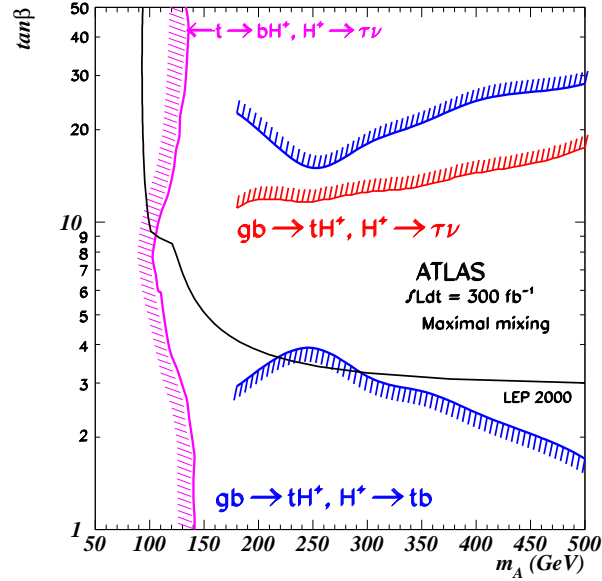


Figure 2: The 5- σ H^\pm boson discovery contours of the ATLAS experiment at LHC from $t \rightarrow bH^+, H^+ \rightarrow \tau\nu$ (vertical); $gb \rightarrow tH^-, H^- \rightarrow \tau\nu$ (middle horizontal) and $gb \rightarrow tH^-, H^- \rightarrow \bar{t}b$ (upper and lower horizontal) channels [12]. One can see similar contours for the CMS experiment in the second paper of ref.[12]. The horizontal part of indirect LEP limit shown here has weakened significantly now as explained in the text.

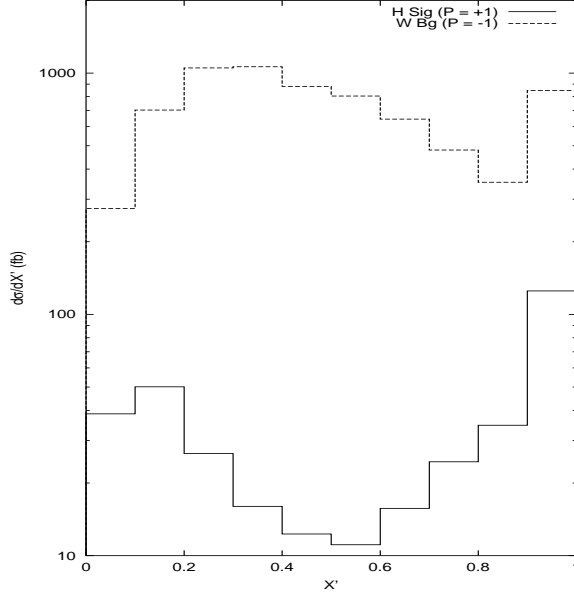


Figure 3: The LHC cross-section for a 300 GeV H^\pm signal at $\tan\beta = 40$ shown along with the $t\bar{t}$ background in the 1-prong τ -jet channel, as functions of the τ -jet momentum fraction carried by the charged pion.

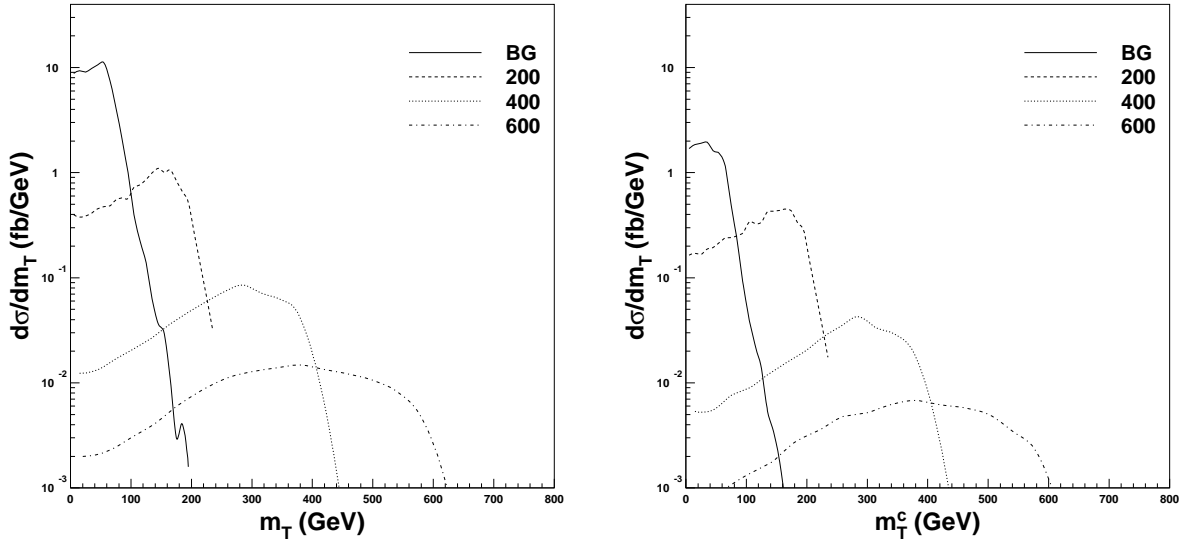


Figure 4: Distributions of the H^+ signal and the $t\bar{t}$ background cross-sections in the transverse mass of the τ -jet with p_T for (left) all 1-prong τ -jets, and (right) those with the charged pion carrying $> 80\%$ of the τ -jet momentum ($M_{H^\pm} = 200, 400, 600$ GeV and $\tan\beta = 40$) [16].

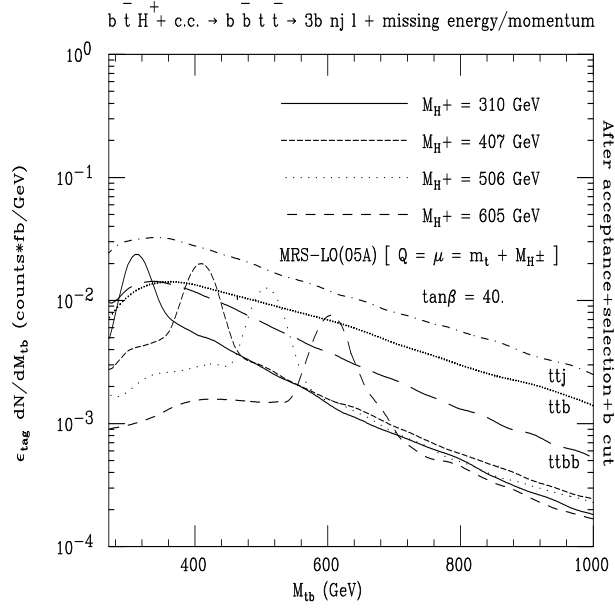


Figure 5: The reconstructed tb invariant mass distribution of the H^\pm signal and different QCD backgrounds in the isolated lepton plus multijet channel with 3 b -tags [18].

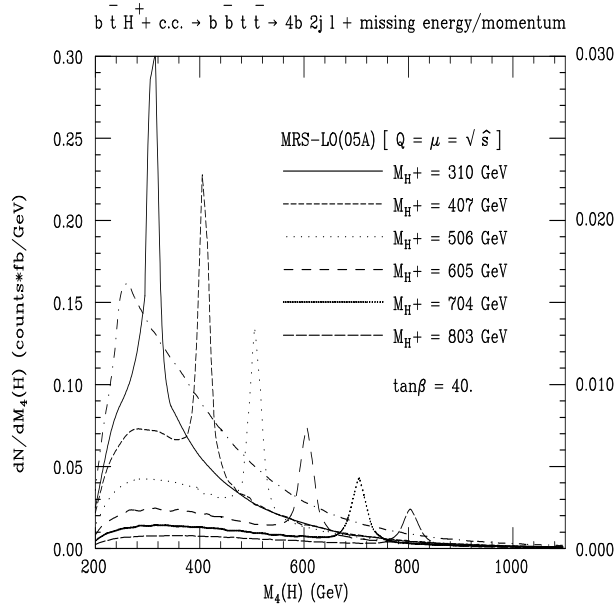


Figure 6: The reconstructed tb invariant mass distribution of the H^\pm signal and the QCD background in the isolated lepton plus multijet channel with 4 b -tags [19]. The scale on the right corresponds to applying a b -tagging efficiency factor $\epsilon_b^4 = 0.1$.