

A modified Balitsky-Kovchegov equation

E. Gotsman, * ^{a)} E. Levin, † ^{a), b)} U. Maor ‡ ^{a)} and E. Naftali § ^{a)}

^{a)} *HEP Department
School of Physics and Astronomy
Raymond and Beverly Sackler Faculty of Exact Science
Tel Aviv University, Tel Aviv, 69978, ISRAEL*

^{b)} *DESY Theory Group
22603, Hamburg, GERMANY*

November 9, 2018

Abstract

We propose a modified version of the Balitsky-Kovchegov (B-K) evolution equation, which includes the main NLO corrections. We use the result that the main NLO corrections to the BFKL kernel are the LO DGLAP corrections. We present a numerical solution of the modified nonlinear equation, and compare with the solution of the unmodified B-K equation. We show that the saturation momentum has a sharp increase in the LHC energy range. Our numerical solution shows that the influence of the pre-asymptotic corrections, related to the full anomalous dimensions of the DGLAP equation, are rather large. These corrections moderate the energy behaviour of the amplitude, as well as the value of the saturation scale. All our calculations are made with a fixed value of α_s .

*e-mail: gotsman@post.tau.ac.il

†e-mail: leving@post.tau.ac.il; levin@mail.desy.de

‡e-mail: maor@post.tau.ac.il

§e-mail: erann@post.tau.ac.il

1 Introduction

High density QCD has a long history, starting with Refs. [1, 2, 3], and is now entering a new phase of its development: direct comparison with the experimental data [4, 5]. This makes stringent demands on the theoretical approach to provide reliable predictions. The main theoretical tool is the non-linear Balitsky-Kovchegov (BK) evolution equation [6] which has a few deficiencies:

- It is correct only in the leading $\log(1/x)$ approximation of perturbative QCD (pQCD). In practical terms it means that the kernel of the BK equation should be the BFKL kernel[7] in the leading order (LO) of pQCD;
- This equation is the mean field approximation to the JIMWLK equation[8], which is more general, but also more complicated. The JIMWLK equation has not been sufficiently well investigated theoretically, to attempt any description of the experimental data;
- We know that the BK equation is not correct in the saturation region[9, 10], hence cannot be viewed as a reliable tool to explore this region;
- The region where we can neglect non-linear corrections, should be specified by conditions which are beyond the BK equation[11].

In this paper we address only one of the above problems, namely, the higher order corrections to the kernel of the BK equation.

As it has been discussed [1, 2, 3, 6], the non-linear corrections should be incorporated *before* taking into account the next-to-leading order (NLO) corrections to the kernel of the linear equation (BFKL or DGLAP [12]). The non-linear corrections are proportional to the exchange of two BFKL ladders [1, 2]. Since the dipole amplitude in the BFKL approach has the following behaviour

$$N_{\text{non-linear term}} \propto \alpha_S^4 s^{2\Delta_{BFKL}}, \quad (1.1)$$

where, N denotes the dipole-target amplitude and behaves as

$$N_{\text{linear term}} \propto \alpha_S^2 s^{\Delta_{BFKL}} \quad (1.2)$$

and Δ_{BFKL} is the intercept of the BFKL Pomeron ($\Delta_{BFKL} \propto \alpha_S$ in the leading order).

Comparing Eq. (1.1) and Eq. (1.2) one sees that for a wide range of energies one has to include the non-linear effects when

$$y = \ln s > \frac{2}{\alpha_S} \ln \left(\frac{1}{\alpha_S} \right) \quad (1.3)$$

On the other hand, the corrections of the order of α_S^2 in Δ_{BFKL} , becomes essential only for energies $\alpha_S^2 y \approx 1$ or $y = \ln s > \frac{1}{\alpha_S^2}$. Comparing this estimate with Eq. (1.3) we see that the correct theoretical strategy is to take into account all non-linear corrections first, and then to calculate the NLO corrections to the BFKL kernel.

However, explicit calculations of the NLO corrections to the BFKL kernel [13], show that α_S^2 corrections to Δ_{BFKL} are rather large, and for the past five years, have been the subject of many debates and discussions [14]. The correct resummation of the NLO corrections have been performed by the Florence group (see Ref. [20]), and it turns out that the NLO corrections are essential in estimates of the non-linear effects. As has been discussed in Refs. [1, 15, 16, 17] the estimates for the saturation momentum does not depend on the precise structure of the non-linear corrections. Mueller and Triantafyllopoulos found in Ref. [19], that the NLO corrections crucially change the energy behaviour of the saturation scale, making it close to the phenomenological saturation scale appearing in the Golec-Biernat and Wusthoff model [4].

At first sight, it seems that we are in a vicious circle: on the one hand, the NLO corrections are important, while on the other hand, they should be taken into account only after non-linear corrections. At the moment, we have no idea of how to combine these two effects into one equation. In this situation both the non-linear BK equation in the LO, and the linear BFKL equation in NLO are unreliable.

In this paper we suggest a way out of this dilemma. We propose a modified version of the BK equation that takes into account the main NLO corrections. The idea on which this equation is based, is the fact that the main next-to-leading order corrections to the BFKL kernel are actually the leading order DGLAP corrections [20, 17]. Therefore, in our equation we suggest a procedure in which the non-linear evolution equation based on the LO BFKL kernel, is combined with LO DGLAP evolution. Different approaches of how to make such matching, have been discussed both for the linear equation (see for example Refs. [1, 21]), and for the non-linear equation (see Refs. [22, 23, 24, 25] and references therein). We trust that we have found an economical and simple method to include LO DGLAP corrections in the framework of the non-linear equation. The equation is discussed in detail in section 2. Section 3 is devoted to the numerical solution of the modified non-linear equation, and to a comparison with the solution of the BK equation without any modification. In the Conclusion section 4, we summarize the results and discuss the application of the new equation to a global fit of the experimental data.

2 The modified non-linear equation

2.1 The saturation scale

In this section we discuss the value of the saturation scale, which does not depend on the form of the non-linear term in the BK equation. The linear part of the evolution equation can be written in a simple form, if we go to the double Mellin transform for the dipole scattering amplitude (N), namely,

$$N(\xi = \ln(r^2/R^2), Y = \ln(1/x); b) = \int \frac{d\omega}{2\pi i} \frac{d\gamma}{2\pi i} N(\omega, \gamma; b) e^{\omega Y + \gamma \xi} \quad (2.1)$$

where r and R are, respectively, the sizes of the dipole and the target. x denotes the Bjorken variable for the dipole-target scattering, and b is the impact parameter for the reaction. The

BFKL equation (or in other words the linear part of the BK equation) has the form:

$$\omega = \omega(\gamma) = \bar{\alpha}_S \chi_{LO}(\gamma) + \bar{\alpha}_S^2 \chi_{NLO}(\gamma). \quad (2.2)$$

For $\chi_{LO}(\gamma)$ we have the well known expression [7]:

$$\chi_{LO}(\gamma) = 2\psi(1) - \psi(\gamma) - \psi(1-\gamma) = \frac{1}{\gamma} + \frac{1}{1-\gamma} + \chi_{LO}^{HT}(\gamma), \quad (2.3)$$

with $\psi = d \ln \Gamma(\gamma)/d\gamma$ and Γ the Euler Gamma function. We will discuss the form of $\chi_{NLO}(\gamma)$ later. $\chi_{LO}^{HT}(\gamma) = 2\psi(1) - \psi(1+\gamma) - \psi(2-\gamma)$ denotes the contribution of the higher twist which we will discuss below.

The form of Eq. (2.2) is clear since the l.h.s. and r.h.s. of the BFKL equation

$$\frac{\partial N(Y, \xi)}{\partial Y} = \int K_{BFKL}(\xi, \xi') N(Y, \xi') d\xi \quad (2.4)$$

have the following Mellin transforms:

$$\frac{\partial N(Y, \xi)}{\partial Y} \rightarrow \omega N(\omega, \gamma) \quad (2.5)$$

$$\int K_{BFKL}(\xi, \xi') N(Y, \xi') d\xi \rightarrow \omega(\gamma) N(\omega, \gamma). \quad (2.6)$$

The saturation momentum can be calculated without making any assumption regarding the character of the non-linear corrections, and it has the following form:

$$Q_s^2(Y) = Q_s^2(Y_0) \exp \left(\frac{\omega(\gamma_{cr})}{1-\gamma_{cr}} (Y - Y_0) - \frac{3}{2(1-\gamma_{cr})} \ln(Y/Y_0) - \frac{3}{(1-\gamma_{cr})^2} \sqrt{\frac{2\pi}{\omega''(\gamma_{cr})}} \left(\frac{1}{\sqrt{Y}} - \frac{1}{\sqrt{Y_0}} \right) \right), \quad (2.7)$$

where $Y = \ln(1/x)$ is our energy variable, $\omega''(\gamma) = d^2\omega(\gamma)/(d\gamma)^2$, the value of γ_{cr} can be found from the equation [1, 19]:

$$\frac{\omega(\gamma_{cr})}{1-\gamma_{cr}} = - \frac{d\omega(\gamma_{cr})}{d\gamma_{cr}}, \quad (2.8)$$

we have normalized the value of the saturation momentum at $Y = Y_0$.

The first term was given in the GLR paper [1], the second in Ref. [19], and the third in Ref. [16]. Fixing the value of $Q_s(Y_0) = 0.37 \text{ GeV}^2$ at $x = 10^{-2}$ ($Y_0 = 4.6$), we obtain the saturation momentum shown in Fig. 1 for $\alpha_S = 0.2$ (see curve 1). We see that the saturation momentum shows a steep rise towards the LHC energies. Consequently, prior to any discussion of the value and energy dependence of the dipole scattering amplitude, we need to understand how the next-to-leading order corrections could effect the value of the saturation scale. As we have mentioned, these corrections change the value of the scale considerably [19, 17]. This can be seen in Fig. 1, comparing curve 1 with curve 3 which shows the behaviour of the saturation scale for the NLO BFKL kernel.

2.2 The NLO BFKL kernel

We now discuss the NLO corrections, and suggest a procedure to include these in the equation, in a manner so that collective effects are treated properly. The NLO BFKL kernel is known [13], and all theoretical problems related to this kernel have been solved [20].

Our procedure is based upon the important observation, made by the Durham group [17], according to which the main NLO corrections to the BFKL kernel, can be taken into account using a simple expression for the NLO BFKL kernel:

$$\bar{\alpha}_S \chi_{NLO}(\gamma) = \left(\frac{1 + \omega A_1(\omega)}{\gamma} - \frac{1}{\gamma} + \frac{1 + \omega A_1(\omega)}{1 - \gamma + \omega} - \frac{1}{1 - \gamma} \right) - \omega \chi_{LO}^{HT}(\gamma), \quad (2.9)$$

where,

$$A(\omega) = -11/12 + O(\omega) + n_F \left(\frac{\bar{\alpha}_S}{4 N_c^2 \gamma} P_{qG}(\omega) P_{qG}(\omega) - 1/3 \right), \quad (2.10)$$

with $P(\omega)$ being the DGLAP kernel.

The singularities in Eq. (2.9) describe the different branches of evolution corresponding to the sizes of the interacting dipole (or the transverse momenta of partons). The pole at $\gamma = 0$ corresponds to the normal twist-2 DGLAP contribution, with the ordering in the transverse parton momenta $Q > \dots k_{i,t} > k_{t,i+1} > \dots > Q_0$, where Q_0 is the typical virtuality of the target $Q_0 \approx 1/R$. The pole at $\gamma = 1$ in Eq. (2.9) corresponds to inverse k_t ordering ($k_{i,t} < k_{t,i+1} < \dots < Q_0$). The other poles, at $\gamma = -1, -2, \dots$ ($\gamma = 2, 3, \dots$), are the higher twists contributions due to the gluon reggeization¹.

As can be seen in Eq. (2.9), the main alterations that we need to make to incorporate NLO, are in the sector which corresponds to the ordinary DGLAP evolution. We need to change the BFKL anomalous dimension, so as to account for the DGLAP anomalous dimension. The second important change that the NLO calculations induce, is in the inverse evolution. However, this branch of evolution is moderated by the non-linear effect, rather than by the NLO corrections. Indeed, it was shown in Ref. [26] that the term $1/(1 - \gamma)$ leads to exponentially small corrections in the saturation region, or, in other words, for $\gamma > \gamma_{cr} \approx 0.37$. Therefore, in attempting to find a new kernel for the non-linear equation, we can neglect changes in the inverse evolution, and keep the BFKL kernel without a shift from γ to $\gamma - \omega$.

Using the observation of Ref. [27], according to which Eq. (2.10) for $A_1(\omega)$ can be well approximated to an accuracy ($> 95\%$), by $A_1(\omega) = 1$. We rewrite the NLO BFKL kernel in a very simple form:

$$\chi_{NLO}(\gamma) = -\omega \chi_{LO}(\gamma). \quad (2.11)$$

It should be mentioned that $A_1(\omega) = 1$ corresponds to the expression for the anomalous dimension of the DGLAP equation:

$$\gamma_{LO}(\omega) = \bar{\alpha}_S \left(\frac{1}{\omega} - 1 \right), \quad (2.12)$$

¹One of us (E.L.) acknowledges long and fruitful discussions with J. Bartels on the physical meaning of all parts of the BFKL kernel.

which approximates the DGLAP anomalous dimension in leading order to within an accuracy of 95%. The actual deviation of Eq. (2.12) from the correct expression for the DGLAP anomalous dimension in leading order, is even less than 5%.

The saturation momentum for Eq. (2.11) is plotted in Fig. 1 (see curve 2). This momentum is larger than the saturation momentum given by Eq. (2.9), but we trust that the non-linear corrections will suppress it.

2.3 Modified non-linear equation

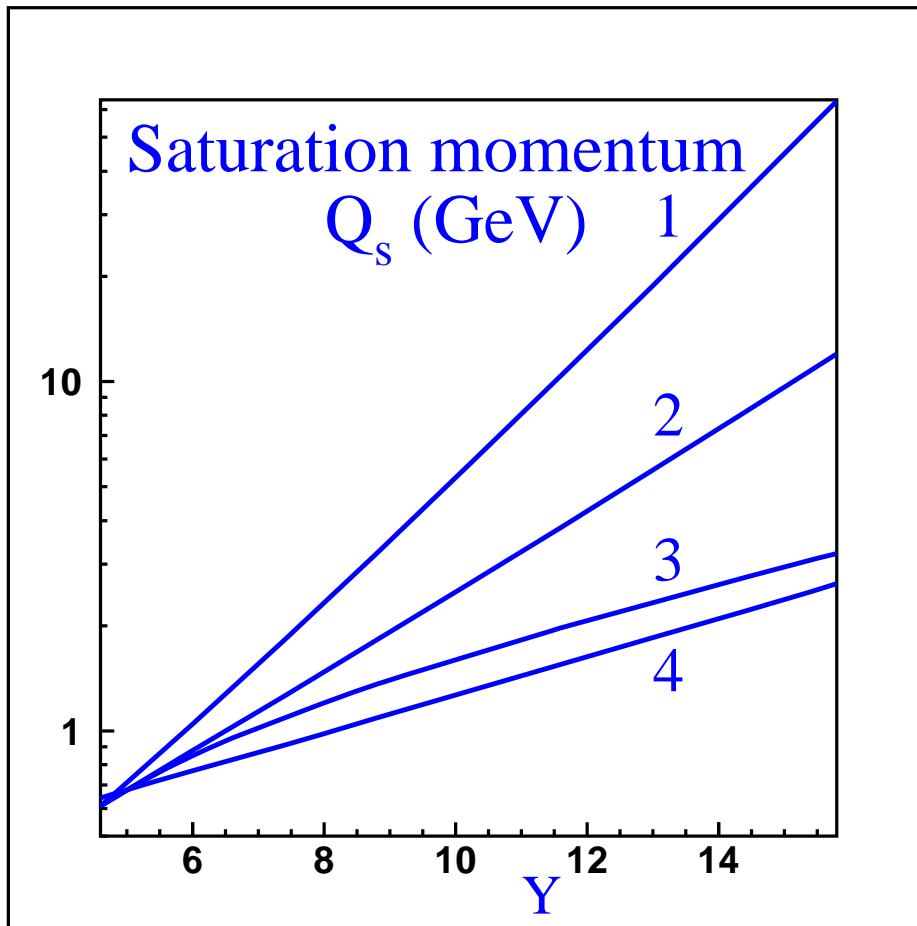


Figure 1: *The saturation momentum as a function of x ($Y = \ln(1/x)$) in the LO BFKL (curve 1), for Eq. (2.11) (curve 2) and for Eq. (2.9) (curve 3) for $\bar{\alpha}_S = 0.2$. Curve 4 is the Golec-Biernat and Wusthoff phenomenological saturation momentum.*

Using Eq. (2.11) we obtain the full kernel for the linear equation in the form:

$$\omega(\gamma) = \bar{\alpha}_S \chi_{LO}(\gamma) (1 - \omega) \quad (2.13)$$

This kernel imposes energy conservation (see Ref. [27]), and describes the NLO BFKL kernel. It does not include the contribution coming from inverse ordering, which should be suppressed in the solution to the non-linear equation.

Our suggestion is to use Eq. (2.13) as the kernel for the non-linear equation.

The modified non-linear equation with this kernel has the form

$$\frac{\partial N(r, Y; b)}{\partial Y} + \frac{C_F \alpha_S}{\pi^2} \int \frac{d^2 r' r^2}{(\vec{r} - \vec{r}')^2 r'^2} \frac{\partial N\left(r', Y; \vec{b} - \frac{1}{2}(\vec{r} - \vec{r}')\right)}{\partial Y} = \frac{C_F \alpha_S}{\pi^2} \int \frac{d^2 r' r^2}{(\vec{r} - \vec{r}')^2 r'^2} \left(2N\left(r', Y; \vec{b} - \frac{1}{2}(\vec{r} - \vec{r}')\right) - N\left(r', Y; \vec{b} - \frac{1}{2}(\vec{r} - \vec{r}')\right) N\left(\vec{r} - \vec{r}', Y; b - \frac{1}{2}r'\right) \right). \quad (2.14)$$

Using Eq. (2.5) and Eq. (2.6) one can recognize, that the r.h.s. of the equation is the usual BK equation, while the second term on the l.h.s. of the equation is a new contribution which takes into account our modification of the BFKL kernel. Indeed, the term $\bar{\alpha}_S \omega \chi_{LO}(\gamma)$ has the following form in the Y, r representation

$$\bar{\alpha}_S \omega \chi_{LO}(\gamma) \rightarrow \bar{\alpha}_S \int K_{LO}(Y, r') d^2 r' \frac{\partial N(Y, r')}{\partial Y}. \quad (2.15)$$

In Eq. (2.14) the linear part conserves energy, however, in the non-linear part energy is not conserved. It should be stressed that although Eq. (2.14) is written in the leading order of α_S , it also includes terms that are not proportional to $(\alpha_S \ln(1/x))^n$. Such resummation is legitimate, and this type of correction could be taken into account before considering the non-linear corrections.

In the dipole approach the kernel of the non-linear equation is the probability for one dipole (with size r) to decay into two dipoles (with sizes r' and $|\vec{r} - \vec{r}'|$). Assuming that this physical interpretation is correct in the NLO, we can rewrite Eq. (2.14) in a more general form:

$$\frac{\partial N(r, Y; b)}{\partial Y} = \frac{C_F \alpha_S}{\pi^2} \int \frac{d^2 r' r^2}{(\vec{r} - \vec{r}')^2 r'^2} \left(2N\left(r', Y; \vec{b} - \frac{1}{2}(\vec{r} - \vec{r}')\right) - N\left(r', Y; \vec{b} - \frac{1}{2}(\vec{r} - \vec{r}')\right) N\left(\vec{r} - \vec{r}', Y; b - \frac{1}{2}r'\right) \right) - \frac{\partial}{\partial Y} \left(2N\left(r', Y; \vec{b} - \frac{1}{2}(\vec{r} - \vec{r}')\right) - N\left(r', Y; \vec{b} - \frac{1}{2}(\vec{r} - \vec{r}')\right) N\left(\vec{r} - \vec{r}', Y; b - \frac{1}{2}r'\right) \right). \quad (2.16)$$

The advantage of this equation is that energy is conserved by the non-linear term, as well as by the linear one.

2.4 Pre-asymptotic corrections to the value of the saturation scale

Before solving Eq. (2.16) numerically, we would like to justify the need for a numerical solution. Indeed, at first sight we have Eq. (2.7) (see also Eq. (2.17) below) for the saturation scale, and we have a good understanding of (i) how a solution to BK equation approaches the saturation boundary $N = 1$ (see for example Ref. [26]), and (ii) how the amplitude behaves in the vicinity of the saturation scale [18, 19].

We believe that the main shortcoming of our analytical approach at present, is the fact that it can only be applied for asymptotically high energies, while for any practical use we need to know the solution at rather low energies. To specify what high and low are (for this particular problem), we return to the discussion of the value of the saturation scale given by Eq. (2.7). However, we now consider the equation from a different point-of-view, and ask ourselves, how large are the low energy corrections to the value of the saturation scale.

Fig. 2, shows the saturation scale when only the high energy contribution (the first term in Eq. (2.7)) is taken into account (curve 1), and the saturation scale including the low and high energy corrections (curve 2). One can see that the difference is very large, even for the LHC energy range. The same situation holds for the case of the running α_S . In this case the formula for the saturation scale with the low energy corrections is:

$$Q_s^2(Y) = \tag{2.17}$$

$$Q_s^2(Y_0) \exp \left(\sqrt{\frac{8 N_c \chi(\gamma_{cr})}{b \gamma_{cr}}} (\sqrt{Y} - \sqrt{Y_0}) - 2.338 \frac{3}{4} \left(\frac{\chi''(\gamma_{cr}) \sqrt{2 N_c}}{\sqrt{b} \gamma_{cr} \chi(\gamma_{cr})} \right)^{\frac{1}{3}} (Y^{\frac{1}{6}} - Y_0^{\frac{1}{6}}) \right).$$

The energy behaviour of the first term of Eq. (2.17) (high energy), and for both terms are shown in curves 3 and 4 of Fig. 2. The difference between these two curves, which is large, indicates the size of the low energy correction.

The same conclusion regarding the essential low energy corrections to the value of the saturation, and its energy behaviour, has been derived from the numerical solution of the BK equation. In Ref. [29] the energy dependence of the saturation scale in the LHC range of energies turns out to be more moderate, than predicted by asymptotic formulae of the type of Eq. (2.7).

We can therefore conclude, that to provide reliable predictions for the LHC range of energies, it is necessary to solve the BK modified equation numerically at low energies.

The second conclusion, which we can derive from Fig. 2, comparing curve 4 and curve 2, is the fact that the inclusion of the running QCD coupling is essential, so as to provide a reliable extrapolation of the HERA data to the LHC energy range.

3 Numerical Solution

Ideally, our primary goal would have been to obtain a numerical solution to the full, energy conserving, modified BK equation. Although, Eq. (2.16) is a well defined integro-differential

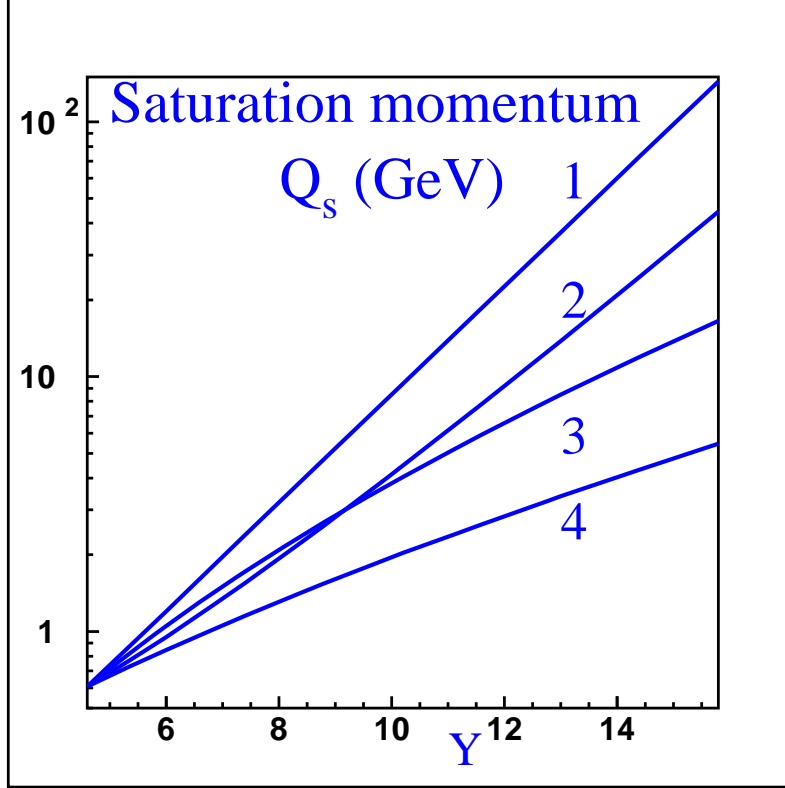


Figure 2: *The saturation momentum as function of x ($Y = \ln(1/x)$). Saturation momenta for the case of fixed QCD coupling ($\alpha_S = 0.2$): curve 1 shows the high energy behaviour of Q_s (the first term in Eq. (2.7)), while curve 2 shows all term in Eq. (2.7). Curves 3 and 4 are the same as curve 1 and 2 but for running α_S . Curve 3 shows the first term of Eq. (2.17) which describes the high energy behaviour of the saturation scale curve 4 is calculated using all terms of Eq. (2.17).*

mathematical equation, obtaining a numerical solution to this equation is a rather complicated task, due to the appearance of $\partial N/\partial Y$ on both sides of the equation.

A natural first step towards a numerical solution of Eq. (2.16) is to rewrite the DGLAP correction in the double log approximation (the second term in l.h.s. of Eq. (2.14)), including only leading twists, and neglecting the impact parameter dependence. We follow Ref. [28], and modify the kernel of the BK terms in the modified equation so as to exclude contributions of inverse fan diagrams.

We write the evolution equation in a differential form as:

$$\frac{\partial N(r, Y; b)}{\partial Y} = \frac{C_F \alpha_S}{\pi^2} \left\{ -2r^2 \int_r^R \frac{d^2 r'}{r'^4} \frac{\partial N(r', Y; b)}{\partial Y} + \int \frac{d^2 r' r^2}{(\vec{r} - \vec{r}')^2 r'^2} \Theta(R - r') \Theta(R - |r - r'|) \times \left[2N\left(r', Y; \vec{b} - \frac{1}{2}(\vec{r} - \vec{r}')\right) - N\left(r', Y; \vec{b} - \frac{1}{2}(\vec{r} - \vec{r}')\right) N\left(\vec{r} - \vec{r}', Y; b - \frac{1}{2}r'\right) \right] \right\}. \quad (3.1)$$

In our numerical calculations we have taken the value of the target size, R , to $\sqrt{10}$ GeV $^{-1}$. Note that, in principle, in the double log approximation, DGLAP contributions should be calculated for large distances, irrespective of the size of the target. However, as our pure BK solution can only be trusted for $r < R$ (see [28] for further details), we impose the same restriction on the r' integration of the first term of the r.h.s of Eq. (3.1).

Our solution to Eq. (3.1) will be presented in terms the integrated quantity:

$$N(Y, r; b) \equiv \int d\hat{r}_{||} N(Y, r; b; \hat{r}_{||}), \quad (3.2)$$

where $r \equiv |\vec{r}|$, $b \equiv |\vec{b}|$, and $\hat{r}_{||} \equiv \vec{b} \cdot \vec{r}/(br)$. This quantity determines the physical observables in DIS, such as F_2 and gluon densities.

Briefly, our numerical procedure is as follows. Denoting a particular rapidity by Y_i , at which the solution and its derivative are known, we define the solution at $Y_{i+1} \equiv Y_i + h(Y)$ as a matrix, in which the matrix elements correspond to (fixed Y) solutions at different r and b , integrated over $\hat{r}_{||}$:

$$N(Y_{i+1}, r; b) = N(Y_i, r; b) + h(Y_i) \int d\hat{r}_{||} \left. \frac{\partial N(Y, r; b; \hat{r}_{||})}{\partial Y} \right|_{Y=Y_i}, \quad (3.3)$$

where $\partial N(Y, r; b; \hat{r}_{||})/\partial Y$ is given by the r.h.s. of (3.1), and $h(y_i)$ is a variable step size in the rapidity space.

Our input to Eq. (3.3) at $Y = Y_0 \approx 4.6$ was taken from the fixed b solution [22], from which we evolved over a range of about 10 units of rapidity. The selection of the rapidity difference between two successive steps of the evolution was based on the Euler two-step procedure, in which, for each i , a first solution is obtained along the path $Y_i \rightarrow Y_i + h$, and a second solution is obtained along the path $Y_i \rightarrow Y_i + h/2 \rightarrow Y_i + h$. The difference per unit step between the two solutions is proportional to $h(Y)\partial^2 N/\partial Y^2$. For each step of the evolution, $h(y_i)$ was iteratively reduced until the maximal difference between the first and the second solutions over the i th matrix is small (we set our accuracy condition to 10^{-2} , and satisfied ourselves that the solution is stable within a few percent under variations of this choice).

The existence of a first derivative of N on both side of Eq. (3.1), slows the convergence rate of the equation. Using parallel programming techniques (16 CPUs) and 50×50 matrices, an evolution

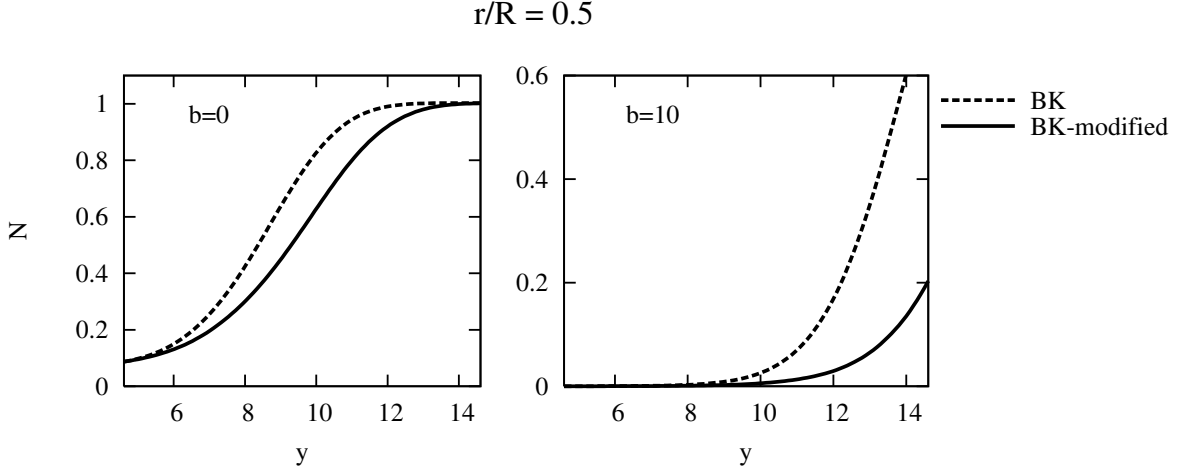


Figure 3: The Y -dependence of the solution to Eq. (3.1) for $r/R = \frac{1}{2}$ and $b = 0, 10$ in units of GeV^{-1}

over 10 units of rapidity was completed within about 50 – 500 hours, depending on the value of α_S (faster convergence for smaller couplings). Due to the numerical complexity of Eq. (3.1), the numerical solution presented below is for fixed α_S . We recognize, however, that QCD evolution should be performed with running QCD coupling.

Fig. 3 shows the difference between the solution to the pure and modified BK equations. Shown in Fig. 3 are the two solutions, as a function of Y , at $r/R = \frac{1}{2}$ and two values of the impact parameter: $b = 0$ (left) and $b = 10 \text{ GeV}^{-1}$ (right). The additional term in Eq. (3.1) moderates the Y -dependence of the solution considerably. The effect is particularly pronounced for large $b = 10 \text{ GeV}^{-1}$.

Figs. 4 and 5 show the saturation scale, $Q_{sat}(Y, b)$, as a function of b and Y , respectively. The definition of Q_{sat} is a matter of taste, and we choose to define it as the value of $Q = 2/r$ at which $2 \log(1 - N(Y, r; b)) = -1$. We note that both the value and the slope of Q_{sat} are significantly reduced with the inclusion of the DGLAP term. We have also analyzed the effect of the target size on the saturation scale, see Fig. 6, where we show $Q_{sat}(Y, b)$ for $R^2 = 3, 5 \text{ GeV}^{-2}$. At a certain value of the rapidity, which depends on the particular definition of the saturation scale and the target size, Q_{sat} exhibits an abrupt transition from a flat, or even decreasing with energy, to a steep increasing energy dependence. Such transition was also observed in [31], in which the kernel of the BK equation was modified with $\exp(-\lambda|r|)$, where λ is a free parameter. Broadly speaking, apart from the DGLAP terms and the angle integration, see Eq. (3.2), this approach is similar to a more simplified approach we adopt here with $\lambda \sim 1/R$.

Perhaps, the most reliable test of the validity of the non-linear evolution approach would be a comparison to the F_2 data. However, the energy dependence of the solutions [28, 30] to the pure BK equation are far too steep to allow such a comparison. The calculation of F_2 involves integrating the dipole amplitude over the impact parameter. The increase of F_2 with rapidity can therefore be assessed by calculating the Y -dependence of $\langle b^2 \rangle$, defined as:

$$\langle b^2 \rangle = \frac{\int d^2b b^2 N(Y, r; b)}{\int d^2b N(Y, r; b)}. \quad (3.4)$$

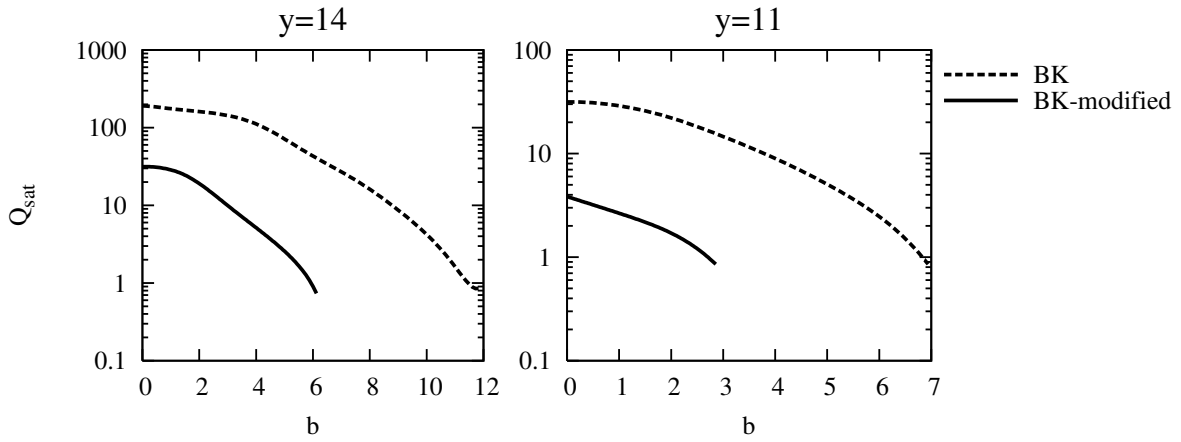


Figure 4: The b -dependence of the saturation scale, b in units of GeV^{-1} .

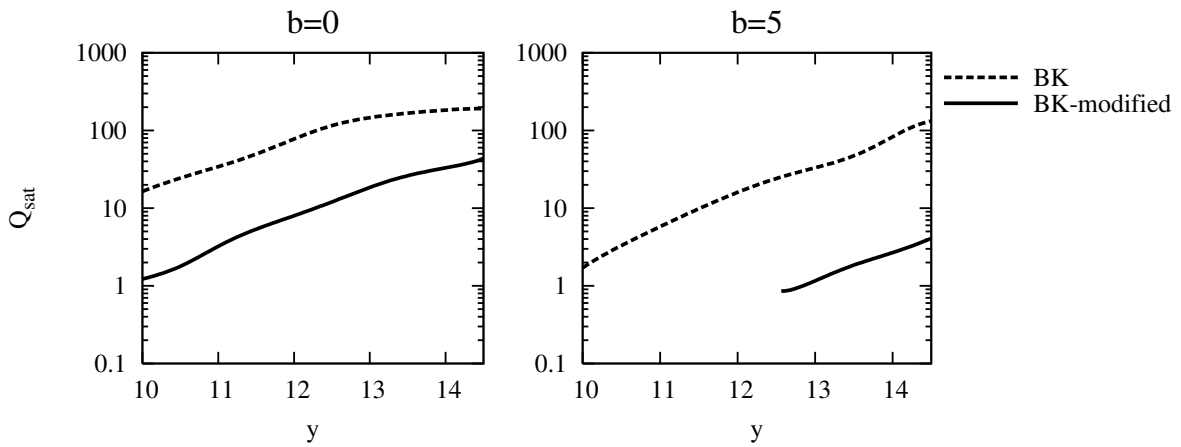


Figure 5: The Y -dependence of the saturation scale.

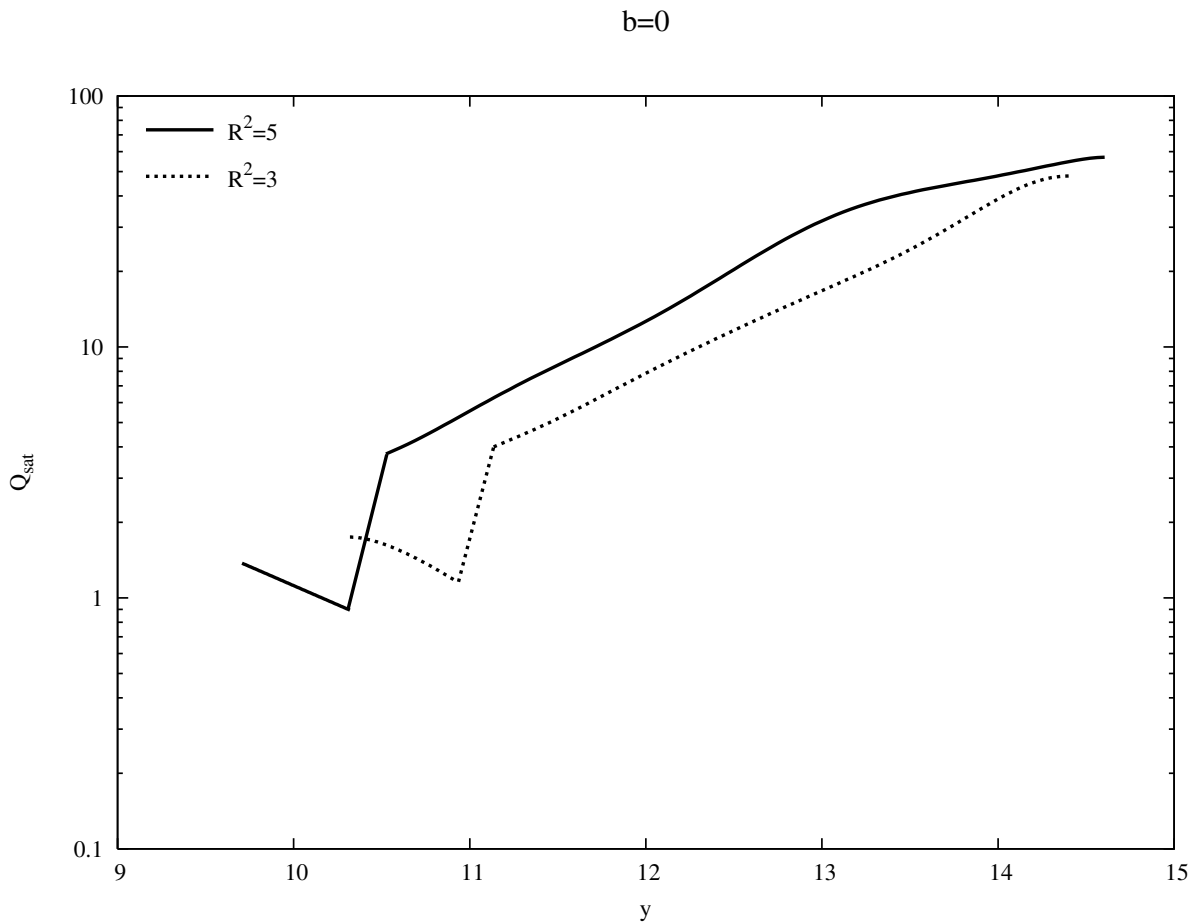


Figure 6: *The effect of the target size, R , (in units of GeV^{-1}) on the solution of the modified BK equation.*

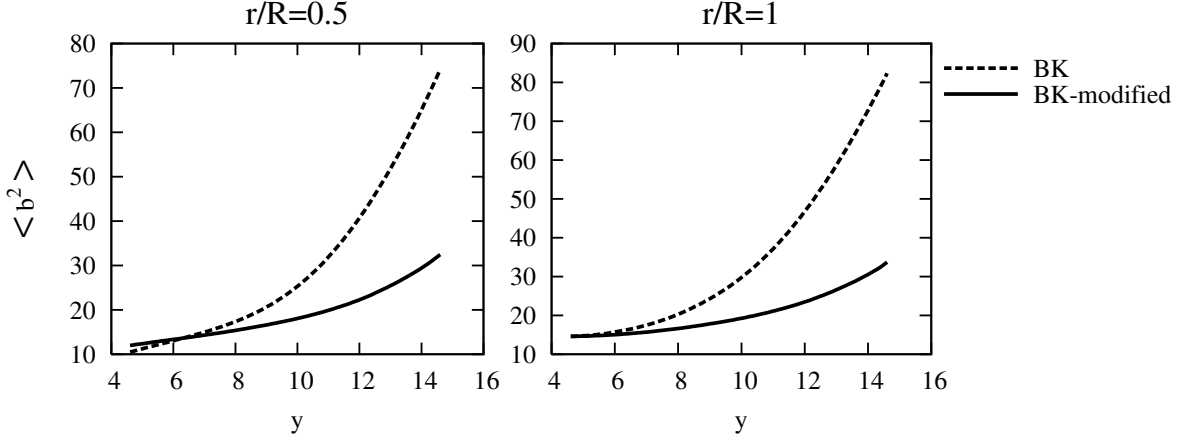


Figure 7: Energy behavior of the average $\langle b^2 \rangle$, see Eq. (3.4).

Fig. 7 shows $\langle b^2 \rangle$ as a function of Y for the solutions to the modified and pure BK equations. For large $Y = 14$ the overall effect of the DGLAP term reaches about 60%.

As stated, QCD evolution should be performed, in principle, for running α_S . Such a numerical procedure is beyond the scope of the present paper. Nevertheless, one can assess the influence of the QCD coupling on the evolution process, by performing the evolution with different (fixed) values of α_S . Fig. 8 shows the evolution process at $b = 0$, for $\alpha_S = 0.2$ and $\alpha_S = 0.4$. Note that both Y - and r -dependences are considerably steeper for large QCD coupling. It is much harder to achieve numerical stability for large α_S . This is due to the DGLAP term in Eq. (3.1), which is proportional to $\alpha_S \partial N / \partial Y$. For small α_S , the DGLAP term is small compared to the l.h.s. of the equation, and the error due to the discretization (3.3) is small. For larger values of α_S , this error becomes greater, resulting in a very small step size $h(Y_i)$. The practical consequence of this is an increase of about an order of magnitude in computing time for $\alpha_S = 0.4$, compared to $\alpha_S = 0.2$.

4 Conclusions

Our numerical solution to Eq. (2.14), presented in Figs. 3-8 shows that the influence of the pre-asymptotic corrections, related to the full anomalous dimension of the DGLAP equation, is rather large. These corrections moderate the energy behaviour of the amplitude, as well as the value of the saturation scale. The BK equation without any modification does not provide a reliable prediction for the LHC energies, while there is a reasonable chance that the modified equation will be more successful.

We note, however, that we have not addressed two issues: (i) the solution of the full equation Eq. (2.16), and (ii) the inclusion of a running QCD coupling in the numerical procedure. In particular, our experience shows that it will be necessary to employ new numerical methods to solve Eq. (2.16), without which, one cannot find a reliable solution. These issues will be the subject of a future publication.

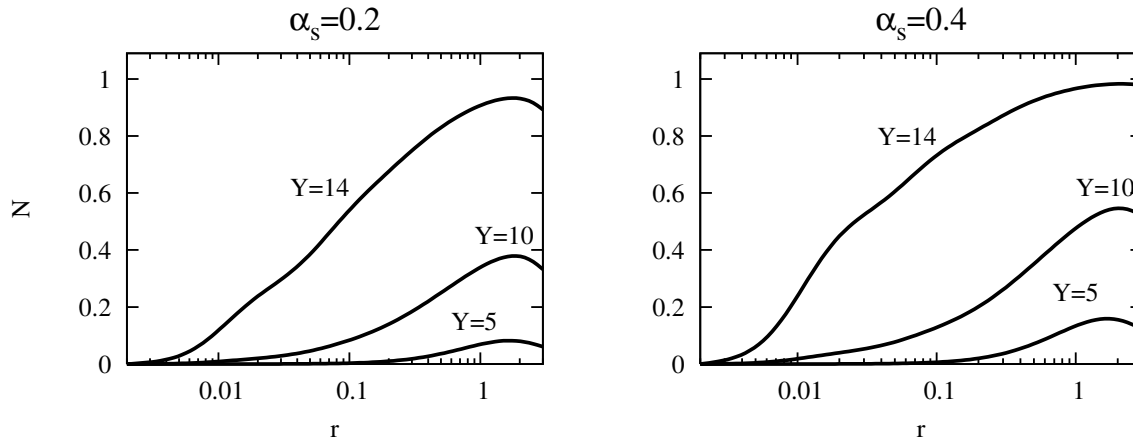


Figure 8: *The evolution process at $b = 0$ according to the on the modified BK equation, for two fixed values of the QCD coupling.*

The running QCD coupling should be used to provide reliable estimates of physical observables in the LHC range of energies (see, for example, Refs. [22, 28] and especially Ref. [32] where the running α_S case is discussed in detail). Fig. 8 indicates that running α_S will lead to further suppression of the step increasing energy behaviour (see Ref.[32] for numerical estimates of this suppression).

We firmly believe that the modified BK equation, proposed in this paper, can be a basis for a new global fit of the experimental data, that will provide reliable predictions for the deep inelastic parton densities, in the LHC energy range.

Acknowledgments

One of us (EN) would like to thank Ido Adam and Michael Kroyter for fruitful discussions. This research was supported in part by the GIF grant # I-620-22.14/1999, and by the Israel Science Foundation, founded by the Israeli Academy of Science and Humanities.

References

- [1] L. V. Gribov, E. M. Levin and M. G. Ryskin, *Phys. Rep.* **100** (1983) 1.
- [2] A. H. Mueller and J. Qiu, *Nucl. Phys.* **B268** (1986) 427.
- [3] L. McLerran and R. Venugopalan, *Phys. Rev. D* **49** (1994) 2233, 3352; **D 50** (1994) 2225, **D 53** (1996) 458, **D 59** (1999) 09400.

- [4] K. Golec-Biernat and M. Wüsthoff, *Phys. Rev.* **D59** (1999), 014017; *ibid.* **D60** (1999), 114023; *Eur. Phys. J.* **C20** (2001) 313.
- [5] D. Kharzeev, E. Levin and L. McLerran, *Phys. Lett.* **B561** (2003) 93 [arXiv:hep-ph/0210332]; D. Kharzeev and M. Nardi, *Phys. Lett.* **B507**, 121 (2001); D. Kharzeev, E. Levin, *Phys. Lett.* **B523**, 79 (2001); D. Kharzeev, E. Levin and M. Nardi, *Nucl. Phys.* **A730** (2004) 448 [arXiv:hep-ph/0212316]; D. Kharzeev, Y. Kovchegov and K. Tuchin, *Phys.Rev.* **D68**, 094013 (2003); “*Nuclear modification factor in $d + Au$ collisions: Onset of suppression in the color glass condensate,*” arXiv:hep-ph/0405045.
- [6] Ia. Balitsky, *Nucl.Phys.* **B463** (1996) 99; Yu. Kovchegov, *Phys. Rev.* **D60** (2000) 034008.
- [7] E. A. Kuraev, L. N. Lipatov, and F. S. Fadin, *Sov. Phys. JETP* **45** (1977) 199 ; Ya. Ya. Balitsky and L. N. Lipatov, *Sov. J. Nucl. Phys.* **28** (1978) 22 .
- [8] J. Jalilian-Marian, A. Kovner, A. Leonidov and H. Weigert, *Phys. Rev.* **D59** (1999) 014014 [arXiv:hep-ph/9706377]; *Nucl. Phys.* **B504** (1997) 415 [arXiv:hep-ph/9701284]; E. Iancu, A. Leonidov and L. D. McLerran, *Phys. Lett.* **B510** (2001) 133 [arXiv:hep-ph/0102009]; *Nucl. Phys.* **A692** (2001) 583 [arXiv:hep-ph/0011241]; H. Weigert, *Nucl. Phys.* **A703** (2002) 823 [arXiv:hep-ph/0004044].
- [9] E. Iancu and A. H. Mueller, *Nucl. Phys.* **A730** (2004) 460, 494, [arXiv:hep-ph/0308315],[arXiv:hep-ph/0309276].
- [10] E. Levin and M. Lublinsky, *Nucl. Phys.* **A730** (2004) 191 [arXiv:hep-ph/0308279].
- [11] A. H. Mueller and A. I. Shoshi, *Nucl. Phys.* **B692** (2004) 175 [arXiv:hep-ph/0402193].
- [12] V. N. Gribov and L. N. Lipatov, *Sov. J. Nucl. Phys* **15** (1972) 438; G. Altarelli and G. Parisi, *Nucl. Phys.* **B 126** (1977) 298; Yu. I. Dokshitzer, *Sov. Phys. JETP* **46** (1977) 641.
- [13] V.S. Fadin and L.N. Lipatov, *Phys. Lett.* **B429** (1998) 127 G. Camici and M. Ciafaloni, *Phys. Lett.* **B430** (1998) 349.
- [14] M. Ciafaloni, D. Colferai, G.P. Salam and A.M. Stasto, *Phys. Rev.* **D68** (2003) 114003; M. Ciafaloni, D. Colferai, G. P. Salam and A. M. Stasto, *Phys. Lett.* **B541**, 314 (2002) [arXiv:hep-ph/0204287]; *Phys. Rev.* **D66**, 054014 (2002) [arXiv:hep-ph/0204282]; J. R. Forshaw, D. A. Ross and A. Sabio-Vera, *Phys. Lett.* **B498**, 149 (2001) [arXiv:hep-ph/0011047]; M. Ciafaloni, M. Taiuti and A. H. Mueller, *Nucl. Phys.* **B616**, 349 (2001) [arXiv:hep-ph/0107009]; S.J. Brodsky, V.S. Fadin, V.T. Kim, L.N. Lipatov and G.B. Pivovarov, *JETP Lett.* **70** (1999) 155; D. A. Ross, *Phys. Lett.* **431**, 161 (1998) [arXiv:hep-ph/9804332]; E. Levin, *Nucl. Phys.* **B545** (1999) 481. [arXiv:hep-ph/9806228]; N. Armesto, J. Bartels and M. A. Braun, *Phys. Lett.* **442**, 459 (1998) [arXiv:hep-ph/9808340]; Y. V. Kovchegov and A. H. Mueller, *Phys. Lett.* **B439** (1998) 428 [arXiv:hep-ph/9805208].

- [15] J. Bartels and E. Levin, *Nucl. Phys.* **B387** (1992) 617.
- [16] S. Munier and R. Peschanski, “*Universality and tree structure of high energy QCD,*” arXiv:hep-ph/0401215; *Phys. Rev.* **D69** (2004) 034008 [arXiv:hep-ph/0310357]; *Phys. Rev. Lett.* **91** (2003) 232001 [arXiv:hep-ph/0309177].
- [17] V. A. Khoze, A. D. Martin, M. G. Ryskin and W. J. Stirling, “*The spread of the gluon $k(t)$ -distribution and the determination of the saturation scale at hadron colliders in resummed NLL BFKL,*” arXiv:hep-ph/0406135.
- [18] E. Iancu, K. Itakura and L. McLerran, *Nucl. Phys.* **A721** (2003) 293; **A708**, 327 (2002) [arXiv:hep-ph/0203137].
- [19] A. H. Mueller and D. N. Triantafyllopoulos, *Nucl. Phys.* **B640** (2002) 331 [arXiv:hep-ph/0205167]; D. N. Triantafyllopoulos, *Nucl. Phys.* **B648** (2003) 293 [arXiv:hep-ph/0209121].
- [20] G.P. Salam, *JHEP* **9807** (1998) 019; Acta Phys. Pol. **B30** (1999) 3679; M. Ciafaloni, D. Colferai and G.P. Salam, *Phys. Lett.* **B452** (1999) 372; *Phys. Rev.* **D60** (1999) 114036.
- [21] M. Ciafaloni, *Nucl. Phys.* **B296** (1988) 49; S. Catani, F. Fiorani and G. Marchesini, *Phys. Lett.* **B234** (1990) 339; *Nucl. Phys. B* **336** (1990) 18.
- [22] E. Gotsman, E. Levin, M. Lublinsky and U. Maor, *Eur. Phys. J. C* **27** (2003) 411 [arXiv:hep-ph/0209074], parameterizations are available at www.desy.de/~lublinm/; M. Lublinsky, E. Gotsman, E. Levin and U. Maor, *Nucl. Phys.* **A696** (2001) 851 [arXiv:hep-ph/0102321].
- [23] M. A. Kimber, J. Kwiecinski and A. D. Martin, *Phys. Lett.* **B508** (2001) 58 [arXiv:hep-ph/0101099].
- [24] K. Kutak and A. M. Stasto, “*Unintegrated gluon distribution from modified BK equation,*” arXiv:hep-ph/0408117.
- [25] G. Chachamis, M. Lublinsky and A. Sabio Vera, “*Higher order effects in non linear evolution from a veto in rapidities,*” arXiv:hep-ph/0408333.
- [26] E. Levin and K. Tuchin, *Nucl. Phys.* **A693** (2001) 787, [arXiv:hep-ph/0101275]; **A691** (2001) 779, [arXiv:hep-ph/0012167]; **B573** (2000) 833, [arXiv:hep-ph/9908317].
- [27] R. K. Ellis, Z. Kunszt and E. M. Levin, *Nucl. Phys.* **B420** (1994) 517 [Erratum-ibid. **B433** (1995) 498].
- [28] E. Gotsman, M. Kozlov, E. Levin, U. Maor and E. Naftali, “*Towards a new global QCD analysis: Solution to the non-linear equation at arbitrary impact parameter,*” arXiv:hep-ph/0401021.
- [29] M. Lublinsky, *Eur. Phys. J.* **C21** (2001) 513 [arXiv:hep-ph/0106112].

- [30] K. Golec-Biernat and A. M. Stasto, *Nucl. Phys.* **B668** (2003) 345 [arXiv:hep-ph/0306279].
- [31] Takashi Ikeda and Larry McLerran, “*Impact parameter dependence in the Balitsky-Kovchegov equation*”, arXiv:hep-ph/0410345.
- [32] J. L. Albacete, N. Armesto, J. G. Milhano, C. A. Salgado and U. A. Wiedemann, arXiv:hep-ph/0408216.