

SIGNAL OF Θ^+ IN QUENCHED LATTICE QCD WITH EXACT CHIRAL SYMMETRY*

TING-WAI CHIU, TUNG-HAN HSIEH

*Physics Department and National Center for Theoretical Sciences at Taipei
National Taiwan University, Taipei, Taiwan 106, Taiwan*

We investigate the mass spectrum of the pentaquark baryon ($ududs$) in quenched lattice QCD with exact chiral symmetry. Using 3 different interpolating operators, we measure their 3×3 correlation matrix and obtain the eigenvalues $A^\pm(t)$ with \pm parity, for 100 gauge configurations generated with Wilson gauge action at $\beta = 6.1$ on the $20^3 \times 40$ lattice. For the lowest-lying $J^P = 1/2^-$ state, its effective mass is almost identical to that of the KN s-wave, while for the lowest-lying $J^P = 1/2^+$ state, its effective mass is smaller than that of the KN p-wave, especially for the regime $m_u < m_s$. By chiral extrapolation (linear in m_π^2) to $m_\pi = 135$ MeV, we obtain the masses of the lowest-lying states: $m(1/2^-) = 1424(57)$ MeV and $m(1/2^+) = 1562(121)$ MeV, in agreement with the masses of $m_K + m_N \simeq 1430$ MeV and $\Theta^+(1540)$ respectively.

1. Introduction

The recent experimental observation of the exotic baryon $\Theta^+(1540)$ (with the quantum numbers of K^+n) by LEPS collaboration¹ at Spring-8 and the subsequent confirmation from some experimental groups has become one of the most interesting topics in hadron physics. The remarkable features of $\Theta^+(1540)$ are its strangeness $S = +1$, and its exceptionally narrow decay width (< 15 MeV) even though it is ~ 100 MeV above the KN threshold. Its strangeness $S = +1$ immediately implies that it cannot be an ordinary baryon composed of three quarks. Its minimal quark content is $ududs$. Nevertheless, there are quite a number of experiments² which so far have *not* observed $\Theta^+(1540)$ or any pentaquarks. This casts some doubts about the existence of $\Theta^+(1540)$.

Historically, the experimental search for $\Theta^+(1540)$ was motivated by the predictions of the chiral-soliton model³, an outgrowth of the Skyrme

*This work was supported in part by the National Science Council, ROC.

model. Even though the chiral soliton model seems to provide very close predictions for the mass and the width of $\Theta^+(1540)$, obviously, it cannot reproduce all aspects of QCD, the fundamental theory of strong interactions. Now *the central theoretical question is whether the spectrum of QCD possesses Θ^+ with the correct quantum numbers, mass, and decay width.*

At present, the most viable approach to solve QCD nonperturbatively from the first principles is lattice QCD. Explicitly, one needs to construct an interpolating operator which has a significant overlap with the pentaquark baryon states. Then one computes the time-correlation function of this interpolating operator, and from which to extract the masses of its even and odd parity states respectively. However, since any $(udud\bar{s})$ operator must couple to hadronic states with the same quantum numbers, it is necessary to disentangle the lowest lying pentaquark states from the KN scattering states, as well as the excited pentaquark states.

To this end, we adopt the variational method^{18,19}, and use three different interpolating operators of $(udud\bar{s})$ to compute their 3×3 correlation matrix, and from its eigenvalues to extract the masses of the even and odd parity states. These three interpolating operators (with $I = 0$) are 4,5,6,7,8,9,10,

$$(O_1)_{x\alpha} = [\mathbf{u}^T C \gamma_5 \mathbf{d}]_{xc} \{ \bar{\mathbf{s}}_{x\beta e} (\gamma_5)_{\beta\eta} \mathbf{u}_{x\eta e} (\gamma_5 \mathbf{d})_{x\alpha c} - \bar{\mathbf{s}}_{x\beta e} (\gamma_5)_{\beta\eta} \mathbf{d}_{x\eta e} (\gamma_5 \mathbf{u})_{x\alpha c} \} \quad (1)$$

$$(O_2)_{x\alpha} = [\mathbf{u}^T C \gamma_5 \mathbf{d}]_{xc} \{ \bar{\mathbf{s}}_{x\beta e} (\gamma_5)_{\beta\eta} \mathbf{u}_{x\eta c} (\gamma_5 \mathbf{d})_{x\alpha e} - \bar{\mathbf{s}}_{x\beta e} (\gamma_5)_{\beta\eta} \mathbf{d}_{x\eta c} (\gamma_5 \mathbf{u})_{x\alpha e} \} \quad (2)$$

$$(O_3)_{x\alpha} = \epsilon_{cde} [\mathbf{u}^T C \gamma_5 \mathbf{d}]_{xc} [\mathbf{u}^T C \mathbf{d}]_{xd} (C \bar{\mathbf{s}}^T)_{x\alpha e} \quad (3)$$

where \mathbf{u} , \mathbf{d} and \mathbf{s} denote the quark fields; ϵ_{abc} is the completely antisymmetric tensor; x , $\{a, b, c\}$ and $\{\alpha, \beta, \eta\}$ denote the lattice site, color, and Dirac indices respectively; and C is the charge conjugation operator. Here the diquark operator is defined as

$$[\mathbf{u}^T \Gamma \mathbf{d}]_{xa} \equiv \epsilon_{abc} (\mathbf{u}_{x\alpha b} \Gamma_{\alpha\beta} \mathbf{d}_{x\beta c} - \mathbf{d}_{x\alpha b} \Gamma_{\alpha\beta} \mathbf{u}_{x\beta c}) \quad (4)$$

where $\Gamma_{\alpha\beta} = -\Gamma_{\beta\alpha}$. Thus the diquark transforms like a spin singlet (1_s), color anti-triplet ($\bar{3}_c$), and flavor anti-triplet ($\bar{3}_f$). For $\Gamma = C\gamma_5$, it transforms as a scalar, while for $\Gamma = C$, it transforms like a pseudoscalar. Note that O_1 , O_2 , and O_3 all transform like an even operator under parity.

In the Jaffe-Wilzcek model⁷, each pair of $[ud]$ form a diquark. Then the pentaquark baryon $\Theta([ud][ud]\bar{s})$ emerges as the color singlet in $(\bar{3}_c \times \bar{3}_c) \times \bar{3}_c = 1_c + 8_c + 8_c + \bar{10}_c$, and a member (with $S = +1$ and $I = 0$)

of the flavor anti-decuplet in $\bar{3}_f \times \bar{3}_f \times \bar{3}_f = 1_f + 8_f + 8_f + \overline{10}_f$. Now, if one attempts to construct a local interpolating operator for $[ud][ud]\bar{s}$, then these two identical diquarks must be chosen to transform differently (i.e., one scalar and one pseudoscalar), otherwise $\epsilon_{abc}[ud]_{xb}[ud]_{xc}\bar{s}_{x\alpha}$ is identically zero since diquarks are bosons. Thus, when the orbital angular momentum of this scalar-pseudoscalar-antifermion system is zero (i.e., the lowest lying state), its parity is even rather than odd. Alternatively, if these two diquarks are located at two different sites, then both diquark operators can be chosen to be scalar, however, they must be antisymmetric in space, i.e., with odd integer orbital angular momentum. Thus the parity of lowest lying state of this scalar-scalar-antifermion system is even, as suggested in the original Jaffe-Wilzcek model. (Note that all correlated quark models e.g., Karliner-Lipkin model¹¹ and flavor-spin model¹², advocate that the parity of $\Theta^+(1540)$ is positive.)

2. Computation of quark propagators

Now it is straightforward to work out the pentaquark propagator $\langle \Theta_{x\alpha} \bar{\Theta}_{y\delta} \rangle$ in terms of quark propagators. In lattice QCD with exact chiral symmetry, quark propagator¹³ with bare mass m_q is of the form $(D_c + m_q)^{-1}$ where D_c is exactly chirally symmetric at finite lattice spacing. In the continuum limit, $(D_c + m_q)^{-1}$ reproduces $[\gamma_\mu(\partial_\mu + iA_\mu) + m_q]^{-1}$. For the optimal domain-wall fermion¹⁴ with $N_s + 2$ sites in the fifth dimension,

$$D_c = 2m_0 \frac{1 + \gamma_5 S(H_w)}{1 - \gamma_5 S(H_w)}, \quad S(H_w) = \frac{1 - \prod_{s=1}^{N_s} T_s}{1 + \prod_{s=1}^{N_s} T_s},$$

$$T_s = \frac{1 - \omega_s H_w}{1 + \omega_s H_w}, \quad H_w = \gamma_5 D_w,$$

where D_w is the standard Wilson Dirac operator plus a negative parameter $-m_0$ ($0 < m_0 < 2$), and $\{\omega_s\}$ are a set of weights specified by an exact formula such that D_c possesses the optimal chiral symmetry¹⁴. Since

$$(D_c + m_q)^{-1} = (1 - rm_q)^{-1} [D^{-1}(m_q) - r], \quad r = \frac{1}{2m_0}$$

and $D(m_q) = m_q + (m_0 - m_q/2)[1 + \gamma_5 S(H_w)]$, thus the quark propagator can be obtained by solving the system $D(m_q)Y = \mathbf{1}$ with nested conjugate gradient¹⁵, which turns out to be highly efficient (in terms of the precision of chirality versus CPU time and memory storage) if the inner conjugate gradient loop is iterated with Neuberger's double pass algorithm¹⁶.

We generate 100 gauge configurations with Wilson gauge action at $\beta = 6.1$ on the $20^3 \times 40$ lattice. Then we compute two sets of (point-to-point) quark propagators, for periodic and antiperiodic boundary conditions in the time direction respectively. Here the boundary condition in any spatial direction is always periodic. Now we use the averaged quark propagator to compute the time correlation function of any hadronic observable such that the effects due to finite T can be largely reduced¹⁷.

Fixing $m_0 = 1.3$, we project out 16 low-lying eigenmodes of $|H_w|$ and perform the nested conjugate gradient in the complement of the vector space spanned by these eigenmodes. For $N_s = 128$, the weights $\{\omega_s\}$ are fixed with $\lambda_{min} = 0.18$ and $\lambda_{max} = 6.3$, where $\lambda_{min} \leq \lambda(|H_w|) \leq \lambda_{max}$ for all gauge configurations. For each configuration, (point to point) quark propagators are computed for 30 bare quark masses in the range $0.03 \leq m_q a \leq 0.8$, with stopping criteria 10^{-11} and 2×10^{-12} for the outer and inner conjugate gradient loops respectively.

Then the norm of the residual vector of each column of the quark propagator is less than 2×10^{-11} , $\|(D_c + m_q)Y - \mathbf{1}\| < 2 \times 10^{-11}$, and the chiral symmetry breaking due to finite $N_s (= 128)$ is less than 10^{-14} , $\sigma = |Y^\dagger S^2 Y / Y^\dagger Y - 1| < 10^{-14}$, for every iteration of the nested conjugate gradient.

3. Determination of a^{-1} and m_s

After the quark propagators have been computed, we first measure the pion propagator and its time correlation function, and extract the pion mass ($m_\pi a$) and the pion decay constant ($f_\pi a$). With the experimental input $f_\pi = 132$ MeV, we determine $a^{-1} = 2.237(76)$ GeV.

The bare mass of strange quark is determined by extracting the mass of vector meson from the time correlation function

$$C_V(t) = \frac{1}{3} \sum_{\mu=1}^3 \sum_{\vec{x}} \text{tr} \{ \gamma_\mu (D_c + m_q)_{\vec{x},0}^{-1} \gamma_\mu (D_c + m_q)_{0,\vec{x}}^{-1} \}$$

At $m_q a = 0.08$, $M_V a = 0.4601(44)$, which gives $M_V = 1029(10)$ MeV, in good agreement with the mass of $\phi(1020)$. Thus we take the strange quark bare mass to be $m_s a = 0.08$. Then we have 10 quark masses smaller than m_s , i.e., $m_u a = 0.03, 0.035, 0.04, 0.045, 0.05, 0.055, 0.06, 0.065, 0.07, 0.075$. In this paper, we work in the isospin limit $m_u = m_d$.

4. The 3×3 correlation matrix for Θ

Next we compute the propagators $\langle (O_i)_{x\alpha} (\bar{O}_j)_{y\delta} \rangle$ with fixed $y = (\vec{0}, 0)$, and their time correlation functions $C_{ij}^\pm(t)$ with \pm parity

$$C_{ij}^\pm(t) = \left\langle \sum_{\vec{x}} \text{tr} \left[\frac{1 \pm \gamma_4}{2} \langle O_i(\vec{x}, t) \bar{O}_j(\vec{0}, 0) \rangle_f \right] \right\rangle_U$$

where the trace sums over the Dirac space, and the subscripts f and U denote fermionic average and gauge field ensemble average respectively. Then the 3×3 correlation matrix $C^\pm(t) = \{C_{ij}^\pm(t)\}$ can be constructed. Now with a judiciously chosen t_0 , we diagonalize the normalized correlation matrix $C^\pm(t_0)^{-1/2} C^\pm(t) C^\pm(t_0)^{-1/2}$ and obtain eigenvalues $\{A_i^\pm(t)\}$, and from which to extract the masses $\{m_i^\pm\}$ of the lowest lying and two excited states for \pm parity respectively. This is the variational method^{18,19} to disentangle the lowest and the excited states. Then the mass m_i^\pm can be extracted by single exponential fit to $A_i^\pm(t)$, for the range of t in which the effective mass $M_{\text{eff}}(t) = \ln[A(t)/A(t+1)]$ attains a plateau.

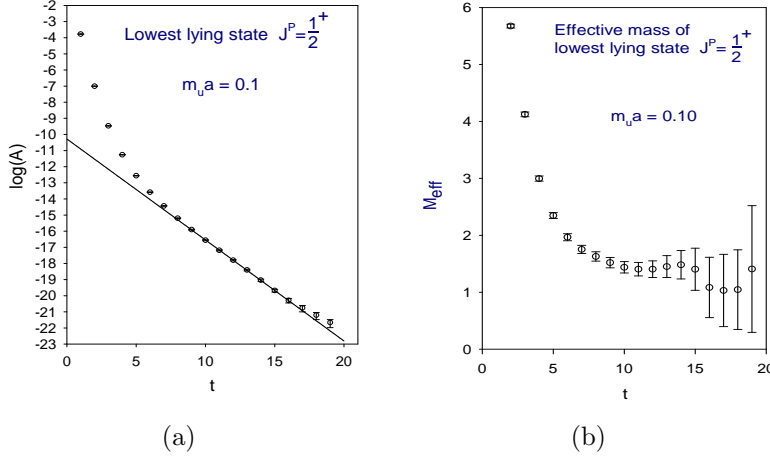


Figure 1. (a) The eigenvalue $A^+(t)$ of the lowest positive parity state, for $m_u a = 0.1$. The solid line is the single exponential fit for $9 \leq t \leq 14$. (b) The effective mass $M_{\text{eff}}(t) = \ln[A(t)/A(t+1)]$ of $A^+(t)$ in Fig. 1a.

In Fig. 1a, the eigenvalue $A^+(t)$ corresponding to the lowest $J^P = 1/2^+$ state is plotted versus the time slices, for $m_u a = 0.1$, while the corresponding effective mass is shown in Fig. 1b. Here we have suppressed any data

point which has error (jackknife with single elimination) larger than its mean value. Similarly, the eigenvalue $A^-(t)$ corresponding to the lowest $J^P = 1/2^-$ state and its effective mass are plotted in Fig. 2a and Fig. 2b.

First, we observe that the effective mass of the lowest $J^P = 1/2^+$ state in Fig. 1b attains a plateau for $t \in [9, 14]$, and its mass can be extracted by single exponential fit (Fig. 1a). Similarly, the effective mass of the lowest $J^P = 1/2^-$ state in Fig. 2b attains a plateau for $t \in [11, 17]$, and its mass can be extracted by single exponential fit (Fig. 2a).

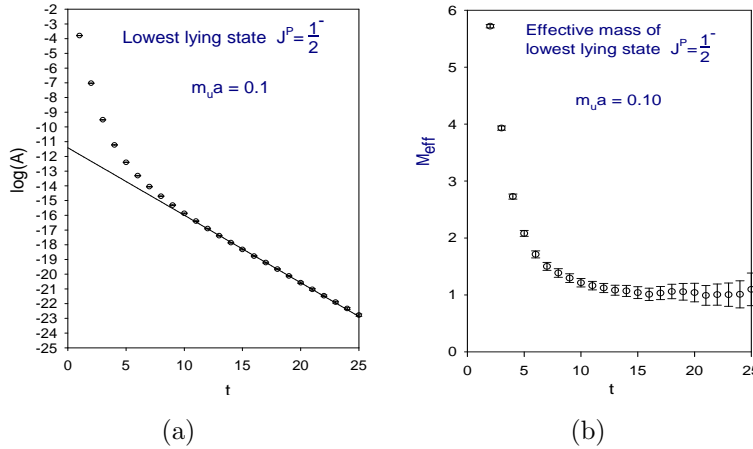


Figure 2. (a) The eigenvalue $A^-(t)$ of the lowest negative parity state, for $m_u a = 0.1$. The solid line is the single exponential fit for $11 \leq t \leq 17$. (b) The effective mass of $A^-(t)$ in Fig. 2a.

In Fig. 3a, the masses of the lowest lying $J = (1/2)^\pm$ states are plotted versus m_π^2 , where all mass fits have $\chi^2/d.o.f. < 1$. Using the four smallest masses (i.e., with $m_u a = 0.03, 0.035, 0.04, 0.045$) for chiral extrapolation (linear in m_π^2) to physical pion mass $m_\pi = 135$ MeV, we obtain the mass of the lowest lying states: $m(1/2^-) = 1424(57)$ MeV, and $m(1/2^+) = 1562(121)$ MeV, in agreement with the masses of $m_K + m_N \simeq 1430$ MeV, and $\Theta(1540)$ respectively.

5. Distinguishing the KN scattering states

Now the question is whether they are scattering states or bound states. In order to obtain the mass spectrum of KN scattering states, we consider the

time correlation function of KN operator without any exchange of quarks between K and N in its propagator, i.e., the interaction between K and N is only through the exchange of gluons. Explicitly,

$$C_{KN}(t) = \left\langle \sum_{\vec{x}} \langle N(\vec{x}, t) \bar{N}(\vec{0}, 0) \rangle_f \langle K(\vec{x}, t) \bar{K}(\vec{0}, 0) \rangle_f \right\rangle_U$$

where $N = [\mathbf{u}^T C \gamma_5 \mathbf{d}] \mathbf{d}$, and $K = \bar{s} \gamma_5 \mathbf{u}$.

The masses of lowest lying KN scattering states are plotted in Fig. 3b. For the $J^P = 1/2^-$ state, using the four smallest masses for chiral extrapolation to $m_\pi = 135$ MeV, we obtain $m_{KN}(1/2^-) = 1433(72)$ MeV, in agreement with the mass of $m_K + m_N \simeq 1430$ MeV, the KN s -wave. Further, its mass spectrum is almost identical to that of the lowest $J^P = 1/2^-$ state of Θ in Fig. 3a, for the entire range of m_u . Thus we identify the lowest $J^P = 1/2^-$ state of $\Theta(udud\bar{s})$ with the KN s -wave scattering state.

On the other hand, for the $J^P = 1/2^+$ state, its mass is much higher than the naive estimate $\sqrt{m_K^2 + (2\pi/L)^2} + \sqrt{m_N^2 + (2\pi/L)^2}$, where L is the lattice size in spatial directions. This suggests that the KN p -wave (in the quenched approximation) in a finite torus is much more complicated than two free particles with momenta $\vec{p}_K = -\vec{p}_N = 2\pi\hat{e}_i/L$. Further, the mass of KN p -wave scattering state in Fig. 3b is always larger than the mass of the $J^P = 1/2^+$ state in Fig. 3a. In particular, for $m_u < m_s$, the former is significantly larger than the latter. This seems to suggest that the lowest $J^P = 1/2^+$ state of $\Theta(udud\bar{s})$ is *different* from the KN p -wave scattering state. In other words, it is likely to be a bound state with mass 1562(121) MeV. If it is identified with $\Theta^+(1540)$, then it predicts that *the parity of $\Theta^+(1540)$ is positive*.

6. Concluding remarks

It is vital to re-confirm the above picture with a larger lattice, smaller lattice spacing, and higher statistics, especially for the regime $m_u < m_s$, which is crucial for the chiral extrapolation. Further, to ensure that the lowest lying $J^P = 1/2^+$ is *not* a scattering state, one can also compute its spectral weight for two different volumes⁴, since for a scattering state, its spectral weight is inversely proportional to the volume. Even if it is confirmed to be a bound state, one still has to find out whether its decay width could be as small as 20 MeV, compatible to that of $\Theta^+(1540)$. Our present data only shows an unambiguous signal of pentaquark ($udud\bar{s}$) resonance around 1540 MeV, with $S = +1$ and $I(J^P) = 0(1/2^+)$.

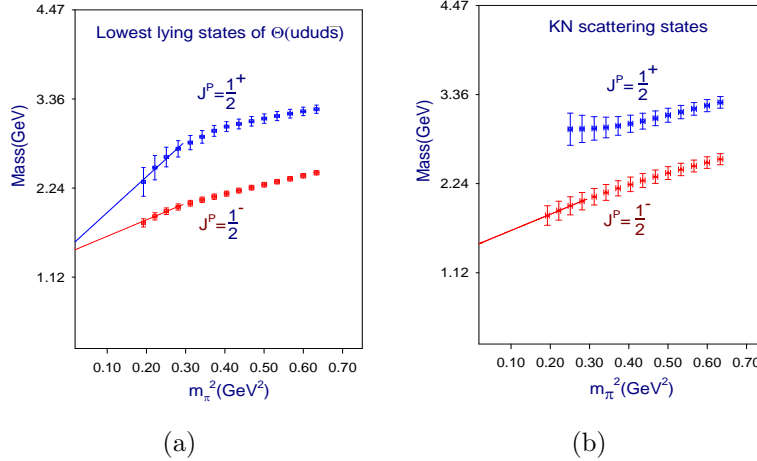


Figure 3. (a) The masses of the lowest lying states of $\Theta(ududs)$. The solid lines are chiral extrapolation (linear in m_π^2) using four smallest masses. (b) The masses of the lowest lying KN scattering states. The solid line (for $J^P = 1/2^-$) is the chiral extrapolation using four smallest masses.

References

1. T. Nakano *et al.* [LEPS Collaboration], Phys. Rev. Lett. **91**, 012002 (2003)
2. For a recent review, see K. Hicks, hep-ex/0412048, and this proceedings.
3. D. Diakonov, V. Petrov and M. V. Polyakov, Z. Phys. A **359**, 305 (1997).
4. N. Mathur *et al.*, hep-ph/0406196.
5. S. L. Zhu, Phys. Rev. Lett. **91**, 232002 (2003)
6. F. Csikor, Z. Fodor, S. D. Katz and T. G. Kovacs, JHEP **0311**, 070 (2003)
7. R. L. Jaffe and F. Wilczek, Phys. Rev. Lett. **91**, 232003 (2003)
8. J. Sugiyama, T. Doi and M. Oka, Phys. Lett. B **581**, 167 (2004)
9. S. Sasaki, hep-lat/0310014.
10. T. W. Chiu and T. H. Hsieh, hep-ph/0403020.
11. M. Karliner and H. J. Lipkin, Phys. Lett. B **575**, 249 (2003)
12. F. Stancu and D. O. Riska, Phys. Lett. B **575**, 242 (2003)
13. T. W. Chiu, Phys. Rev. D **60**, 034503 (1999)
14. T. W. Chiu, Phys. Rev. Lett. **90**, 071601 (2003); Phys. Lett. B **552**, 97 (2003); hep-lat/0303008, Nucl. Phys. Proc. Suppl. **129**, 135 (2004).
15. H. Neuberger, Phys. Rev. Lett. **81**, 4060 (1998); Phys. Lett. B **417**, 141 (1998)
16. H. Neuberger, Int. J. Mod. Phys. C **10**, 1051 (1999); T. W. Chiu and T. H. Hsieh, Phys. Rev. E **68**, 066704 (2003)
17. T. W. Chiu and T. H. Hsieh, in preparation.
18. C. Michael, Nucl. Phys. B **259**, 58 (1985)
19. M. Luscher and U. Wolff, Nucl. Phys. B **339**, 222 (1990)