

Contour-improved versus fixed-order perturbation theory in hadronic τ decays

Matthias Jamin

Institució Catalana de Recerca i Estudis Avançats (ICREA)

Theoretical Physics Group, IFAE/UAB, E-08193 Bellaterra, Barcelona, Spain

E-mail: jamin@ifae.es

ABSTRACT: The hadronic decay rate of the τ lepton serves as one of the most precise determinations of the QCD coupling α_s . The dominant theoretical source of uncertainty at present resides in the seeming disparity of two approaches to improving the perturbative expansion with the help of the renormalisation group, namely fixed-order and contour-improved perturbation theory. In this work it is demonstrated that in fact both approaches yield compatible results. However, the fixed-order series is found to oscillate around the contour-improved result with an oscillation frequency of approximately six perturbative orders, approaching it until about the 30th order, after which the expansion reveals its asymptotic nature. Additionally, the renormalisation scale and scheme dependencies of the perturbative series for the τ hadronic width are investigated in detail.

KEYWORDS: Hadronic τ decays, QCD coupling, summation of perturbation theory.

Contents

1. Introduction	1
2. Perturbative correlator	3
3. Hadronic τ decay rate	4
4. A simple example	6
5. The general case	9
6. Scale variations	11
7. Scheme variations	14
8. Conclusions	16

1. Introduction

Already more than a decade ago it was realised that the hadronic decay of the τ lepton could serve as an ideal system to study low-energy QCD under rather clean conditions [1–4]. In the following years, detailed investigations of the τ hadronic width as well as invariant mass distributions have served to determine the QCD coupling α_s to a precision competitive with the current world average [5–10]. The experimental separation of the Cabibbo-allowed decays and Cabibbo-suppressed modes into strange particles [5, 11, 12] opened a means to also determine the quark-mixing matrix element $|V_{us}|$ [13–15] as well as the mass of the strange quark [16–23], additional fundamental parameters within the Standard Model.

The starting point for a QCD analysis of the τ hadronic width R_τ is the finite energy sum rule (FESR) [1, 24]

$$\frac{\Gamma(\tau \rightarrow \text{hadrons } \nu_\tau)}{\Gamma(\tau \rightarrow \mu \bar{\nu}_\mu \nu_\tau)} \equiv R_\tau^\Pi(s_0) = \int_0^{s_0} w_\tau(s) \rho_\tau(s) ds = \frac{-1}{2\pi i} \oint_{|s|=s_0} w_\tau(s) \Pi_\tau(s) ds. \quad (1.1)$$

The FESR can easily be derived from Cauchy’s theorem and the fact that the exact, non-perturbative correlation function $\Pi_\tau(s)$ is analytic in the whole complex s -plane, except for the positive real axis, where it may have poles and cuts. The correlator $\Pi_\tau(s)$ of hadronic QCD currents receives contributions from vector and axialvector correlation functions for both (ud) as well as (us) flavour content, dressed with the appropriate quark mixing matrix factors:

$$\Pi_\tau(s) = |V_{ud}|^2 \left[\Pi_{ud}^V(s) + \Pi_{ud}^A(s) \right] + |V_{us}|^2 \left[\Pi_{us}^V(s) + \Pi_{us}^A(s) \right]. \quad (1.2)$$

Furthermore, $\rho_\tau(s) \equiv \text{Im} \Pi_\tau(s + i0)/\pi$ is the so-called spectral function which contains all the physical information.

In the case of hadronic τ decays, s is the invariant mass of the final hadron system, $w_\tau(s)$ is the relevant kinematic weight function,

$$w_\tau(s) = \frac{12\pi^2}{s_0} \left(1 - \frac{s}{s_0}\right)^2 \left(1 + 2 \frac{s}{s_0}\right), \quad (1.3)$$

and $s_0 = M_\tau^2$, though for the moment the somewhat more general expression will be kept. The fortuitous fact about R_τ is that the weight function introduces a double zero at $s = s_0$, such that there is no need to evaluate $\Pi_\tau(s)$ close to the real axis where perturbation theory becomes problematic. In writing eq. (1.1), a small contribution from longitudinal correlators has been omitted. Being suppressed by the light quark masses, it is of no relevance for the purpose of this work which will concentrate on the massless correlators, but it will be reconsidered in a subsequent publication.

Since the hadronic τ decay rate is a physical, measurable quantity, the corresponding perturbative QCD expression can be improved with the help of the renormalisation group equation (RGE). In the course of calculating $R_\tau^\Pi(s_0)$, one also has to perform the contour integration over the circle with radius s_0 in the complex s -plane. Then the question arises in which order both operations should be performed. First calculating the contour integral and then performing the renormalisation group improvement goes under the name of *fixed-order* perturbation theory (FOPT) whereas the second approach of first resumming the expansion and afterwards integrating over the contour has been suggested in [25, 26] and is termed *contour-improved* perturbation theory (CIPT). Both approaches will be investigated in much detail below.

Numerically, it is found that the CI perturbative expansion displays a better behaviour than the corresponding FO series [26]. In particular, employing the known perturbative results up to order α_s^3 as well as estimates for the contributions at order α_s^4 and α_s^5 , it is found that the difference between the two approaches is much larger than would be naively expected, based on the last included terms in the expansion. In the past, this apparent ambiguity has cast doubts as to which way of resumming the perturbative series is preferable and it represents the dominant source of theoretical uncertainty in the determination of α_s from the hadronic τ decay rate up to this day.

Below, it is demonstrated that in fact both approaches to the renormalisation group improvement of the perturbative series yield compatible results. However, the fixed-order series is found to oscillate around the contour-improved result with an oscillation frequency of approximately six perturbative orders, approaching it until about the 30th order, after which the expansion reveals its asymptotic nature. To this end, in the next section, the perturbative expansion of the vector correlation function will be reviewed, and in section 3 the two approaches of improving the perturbative series in the τ -decay finite energy sum rule will be discussed. In section 4, a simplified example will be analysed, in which only the first coefficient of the β -function β_1 is non-vanishing. Whereas this case can be treated fully analytically, it shares all the essential features of the complete QCD expression. The more realistic case which includes all currently known terms in the β -function is then treated in

section 5. In section 6 and 7, the influence of variations of the renormalisation scale as well as the renormalisation scheme on the hadronic τ decay rate are investigated, and, finally, in the conclusions my main findings of this work will be summarised.

2. Perturbative correlator

By far the most important contribution to the hadronic τ decay rate is due to the purely perturbative vector (axialvector) correlation function in the limit of vanishing quark masses [1]. In this limit vector and axialvector correlators yield identical contributions. Therefore, in what follows, only the vector contribution will be investigated. A discussion of quark mass corrections shall be presented in a forthcoming publication, but for the remainder of this work, the quark masses are assumed to be zero.

In the massless case, the perturbative expansion of the vector correlation function $\Pi(s)$ exhibits the general structure:¹

$$\Pi(s) = -\frac{N_c}{12\pi^2} \sum_{n=0}^{\infty} a_\mu^n \sum_{k=0}^{n+1} c_{nk} L^k \quad \text{where} \quad L \equiv \ln \frac{-s}{\mu^2}, \quad (2.1)$$

and $a_\mu \equiv \alpha_s(\mu^2)/\pi$ with μ being the renormalisation scale. (The global minus sign has been introduced for later convenience.) $\Pi(s)$ itself is not a physical quantity. However, this is the case for the spectral function $\rho(s)$ as well as for the Adler function $D(s)$:

$$D(s) \equiv -s \frac{d}{ds} \Pi(s) = \frac{N_c}{12\pi^2} \sum_{n=0}^{\infty} a_\mu^n \sum_{k=1}^{n+1} k c_{nk} L^{k-1}. \quad (2.2)$$

It should be clear that the coefficients c_{n0} do not contribute to both the spectral function (because they are real) and to the Adler function (because of the factor k). Thus the coefficients c_{n0} , which actually are found to depend on the renormalisation prescription, can be considered as “unphysical” in that they do not appear in measurable quantities.

As physical quantities, both $D(s)$ as well as $\rho(s)$ have to satisfy a homogeneous RGE:

$$-\mu \frac{d}{d\mu} \begin{Bmatrix} D(s) \\ \rho(s) \end{Bmatrix} = \left[2 \frac{\partial}{\partial L} + \beta(a) \frac{\partial}{\partial a} \right] \begin{Bmatrix} D(s) \\ \rho(s) \end{Bmatrix} = 0, \quad (2.3)$$

where $\beta(a)$ is the QCD β -function, defined as:

$$-\mu \frac{da}{d\mu} \equiv \beta(a) = \beta_1 a^2 + \beta_2 a^3 + \beta_3 a^4 + \beta_4 a^5 + \dots \quad (2.4)$$

Numerically, for $N_c = 3$ and in the $\overline{\text{MS}}$ -scheme [27] the first four coefficients are given by [28–30]:

$$\begin{aligned} \beta_1 &= \frac{11}{2} - \frac{1}{3} N_f, & \beta_2 &= \frac{51}{4} - \frac{19}{12} N_f, & \beta_3 &= \frac{2857}{64} - \frac{5033}{576} N_f + \frac{325}{1728} N_f^2, \\ \beta_4 &= \frac{149753}{768} + \frac{891}{32} \zeta_3 - \left(\frac{1078361}{20736} + \frac{1627}{864} \zeta_3 \right) N_f + \left(\frac{50065}{20736} + \frac{809}{1296} \zeta_3 \right) N_f^2 + \frac{1093}{93312} N_f^3. \end{aligned} \quad (2.5)$$

¹Since in the rest of this work, we will only be concerned with the vector correlator, the superscript V will be dropped, and also the flavour content does not matter in the limit of vanishing quark masses.

The RGE puts constraints on the coefficients c_{nk} . Considering the coefficients c_{n1} to be independent, all other coefficients c_{nk} with $k = 2, \dots, n+1$ can be expressed in terms of the c_{n1} and β -function coefficients. Up to order α_s^4 , the RG constraints lead to:

$$\begin{aligned} c_{22} &= -\frac{\beta_1}{4} c_{11}, & c_{33} &= \frac{\beta_1^2}{12} c_{11}, & c_{32} &= -\frac{1}{4} (\beta_2 c_{11} + 2\beta_1 c_{21}), \\ c_{44} &= -\frac{\beta_1^3}{32} c_{11}, & c_{43} &= \frac{\beta_1}{24} (5\beta_2 c_{11} + 6\beta_1 c_{21}), & c_{42} &= -\frac{1}{4} (\beta_3 c_{11} + 2\beta_2 c_{21} + 3\beta_1 c_{31}). \end{aligned} \quad (2.6)$$

Furthermore, the coefficients $c_{n,n+1} = 0$ for $n \geq 1$. The independent coefficients c_{n1} are known analytically up to order α_s^3 [31, 32] and at $N_c = 3$ in the $\overline{\text{MS}}$ -scheme take the following values:

$$\begin{aligned} c_{01} = c_{11} &= 1, & c_{21} &= \frac{365}{24} - 11\zeta_3 - \left(\frac{11}{12} - \frac{2}{3}\zeta_3\right)N_f, \\ c_{31} &= \frac{87029}{288} - \frac{1103}{4}\zeta_3 + \frac{275}{6}\zeta_5 - \left(\frac{7847}{216} - \frac{262}{9}\zeta_3 + \frac{25}{9}\zeta_5\right)N_f + \left(\frac{151}{162} - \frac{19}{27}\zeta_3\right)N_f^2. \end{aligned} \quad (2.7)$$

For the next five- and six-loop coefficients c_{41} and c_{51} , estimates employing principles of “minimal sensitivity” (PMS) or “fastest apparent convergence” (FAC) [33, 34], together with recently computed terms of order $\alpha_s^4 N_f^2$, exist which read [35, 36]:

$$c_{41} = 27 \pm 16, \quad c_{51} = 145 \pm 100. \quad (2.8)$$

For illustrative purposes, also the central values of these estimates will be taken into account in the analysis below.

Since the Adler function $D(s)$ satisfies a homogeneous RGE, the logarithms in eq. (2.2) can be resummed with the choice $\mu^2 = -s \equiv Q^2$, leading to the simple expression:

$$D(Q^2) = \frac{N_c}{12\pi^2} \sum_{n=0}^{\infty} c_{n1} a_Q^n, \quad (2.9)$$

where $a_Q \equiv \alpha_s(Q^2)/\pi$. As is again apparent from this equation, the only physically relevant coefficients are the c_{n1} .

3. Hadronic τ decay rate

In principle, now one could proceed by inserting the general expression (2.1) for $\Pi(s)$ into the contour integral of eq. (1.1). However, it is advantageous to rewrite the FESR for the τ decay rate in terms of the Adler function $D(s)$ by partial integration:²

$$R_\tau^D(s_0) = -6\pi i \oint_{|x|=1} \frac{dx}{x} (1-x)^3 (1+x) D(s_0 x), \quad (3.1)$$

with the new dimensionless integration variable being $x \equiv s/s_0$. For FOPT, order by order $R_\tau^\Pi(s_0)$ and $R_\tau^D(s_0)$ can be shown to be identical as they should, but applying CIPT, the

²In writing eq. (3.1), $|V_{ud}|^2 + |V_{us}|^2 = 1$ has been assumed, which numerically is satisfied rather well.

perturbative expansion for $R_\tau^\Pi(s_0)$ is less well behaved than the one for $R_\tau^D(s_0)$. Therefore, only the comparison of $R_\tau^D(s_0)$ in FOPT and CIPT will be investigated in this work.

Inserting the expression (2.2) for $D(s)$ into the contour integral of eq. (3.1), one finds:

$$\begin{aligned}
R_\tau^D(s_0) &= \frac{N_c}{2\pi i} \sum_{n=0}^{\infty} a_\mu^n \sum_{k=1}^{n+1} k c_{nk} \oint_{|x|=1} \frac{dx}{x} (1-x)^3 (1+x) \ln^{k-1} \left(\frac{-s_0 x}{\mu^2} \right) \\
&= \frac{N_c}{2\pi i} \sum_{n=0}^{\infty} a_\mu^n \sum_{k=1}^{n+1} k c_{nk} \sum_{l=0}^{k-1} \binom{k-1}{l} \ln^{k-l-1} \frac{s_0}{\mu^2} \oint_{|x|=1} \frac{dx}{x} (1-x)^3 (1+x) \ln^l(-x) \\
&= N_c \sum_{n=0}^{\infty} a_\mu^n \sum_{k=1}^{n+1} k c_{nk} \sum_{l=0}^{k-1} \binom{k-1}{l} J_l \ln^{k-l-1} \frac{s_0}{\mu^2}. \tag{3.2}
\end{aligned}$$

In the last line, the contour integrals J_l are defined by

$$J_l \equiv \frac{1}{2\pi i} \oint_{|x|=1} \frac{dx}{x} (1-x)^3 (1+x) \ln^l(-x) = \frac{1}{2\pi} \left[I_{l,0} + 2 I_{l,1} - 2 I_{l,3} - I_{l,4} \right], \tag{3.3}$$

with the required integrals $I_{l,m}$ being given by

$$\begin{aligned}
I_{l,m} &\equiv i^l \int_{-\pi}^{+\pi} \alpha^l e^{im\alpha} d\alpha = i \left(\frac{-1}{m} \right)^{l+1} \Gamma(l+1, -i\alpha m) \Big|_{-\pi}^{+\pi} \\
&= (-1)^{l+m} \frac{2l!}{m^{l+2}} \sum_{k=1}^{[(l+1)/2]} (-1)^k \frac{m^{2k} \pi^{2k-1}}{(2k-1)!}, \tag{3.4}
\end{aligned}$$

where $\Gamma(l+1, z)$ is the incomplete Γ -function, $[n]$ denotes the integer part of n and $m \geq 1$. For the case $m = 0$, one obtains $I_{l,0} = i^l [1 + (-1)^l] \pi^{l+1} / (l+1)$. Explicitly, the first few of the integrals J_l , which are needed up to order α_s^3 , read:

$$J_0 = 1, \quad J_1 = -\frac{19}{12}, \quad J_2 = \frac{265}{72} - \frac{1}{3} \pi^2, \quad J_3 = -\frac{3355}{288} + \frac{19}{12} \pi^2, \tag{3.5}$$

in agreement with ref. [26].

As discussed above, the Adler function $D(s)$ is a physical quantity, and thus satisfies a homogeneous RGE. Therefore, the logarithms in eq. (3.2) can be resummed. Let us first concentrate on FO perturbation theory, which amounts to taking the choice $\mu^2 = s_0$ in the last line of (3.2), which then leads to

$$R_\tau^{D,\text{FO}}(s_0) = N_c \sum_{n=0}^{\infty} a_{s_0}^n \sum_{k=1}^{n+1} k c_{nk} J_{k-1}, \tag{3.6}$$

with $a_{s_0} \equiv a(s_0)$. Inserting the relations (2.6) for the c_{nk} together with the corresponding contour integrals J_{k-1} , up to order $a_{s_0}^4$, this leads to:

$$R_\tau^{D,\text{FO}}(s_0) = N_c \left\{ c_{01} + c_{11} a_{s_0} + \left(c_{21} + \frac{19}{24} \beta_1 c_{11} \right) a_{s_0}^2 \right.$$

$$\begin{aligned}
& + \left(c_{31} + \frac{19}{12} \beta_1 c_{21} + \left(\frac{19}{24} \beta_2 + \left(\frac{265}{288} - \frac{\pi^2}{12} \right) \beta_1^2 \right) c_{11} \right) a_{s_0}^3 \\
& + \left(c_{41} + \frac{19}{8} \beta_1 c_{31} + \left(\frac{19}{12} \beta_2 + \left(\frac{265}{96} - \frac{\pi^2}{4} \right) \beta_1^2 \right) c_{21} \right. \\
& \quad \left. + \left(\frac{19}{24} \beta_3 + \left(\frac{1325}{576} - \frac{5\pi^2}{24} \right) \beta_2 \beta_1 + \left(\frac{3355}{2304} - \frac{19}{96} \pi^2 \right) \beta_1^3 \right) c_{11} \right) a_{s_0}^4 \Big\} \quad (3.7) \\
& = N_c \left\{ 1 + a_{s_0} + \left(\frac{769}{48} - 9 \zeta_3 \right) a_{s_0}^2 + \left(\frac{363247}{1152} - \frac{27}{16} \pi^2 - \frac{2071}{8} \zeta_3 + \frac{75}{2} \zeta_5 \right) a_{s_0}^3 \right. \\
& \quad \left. + \left(\frac{19907171}{6144} + c_{41} - \frac{22683}{256} \pi^2 - \left(\frac{345405}{128} - \frac{729}{16} \pi^2 \right) \zeta_3 + \frac{12825}{32} \zeta_5 \right) a_{s_0}^4 \right\}. \quad (3.8)
\end{aligned}$$

For the second step, the coefficients of the β -function (2.5) as well as the c_{n1} -coefficients of eq. (2.7) have been employed. An important remark is in order here. As should be clear from eq. (3.7), each order n in FOPT depends on all coefficients c_{i1} with $i \leq n$. This will play a crucial role in what follows. Before analysing the expressions numerically, the second approach of resumming the logarithms, namely CI perturbation theory, will be introduced.

For CIPT, the logarithms in eq. (3.2) should be resummed before performing the contour integral. This can be achieved with the choice $\mu^2 = -s_0 x$ in the first line of (3.2), which yields

$$R_\tau^{D,CI}(s_0) = N_c \sum_{n=0}^{\infty} c_{n1} J_n^a(s_0). \quad (3.9)$$

Here, the equation has been rewritten in terms of the contour integrals $J_n^a(s_0)$, defined as:

$$J_n^a(s_0) \equiv \frac{1}{2\pi i} \oint_{|x|=1} \frac{dx}{x} (1-x)^3 (1+x) a^n(-s_0 x). \quad (3.10)$$

In contrast to the FO case, for CIPT each order n just depends on the corresponding coefficient c_{n1} . Thus, all contributions proportional to the coefficient c_{n1} which in FOPT appear at all perturbative orders equal or greater to n are resummed into a single term. This is related to the fact that CIPT resums the running of the QCD coupling along the integration contour in the complex s -plane. To perform the contour integration, we have to analytically continue the strong coupling α_s to the complex s -plane, but this is straightforward since the dependence of α_s on s is only logarithmic and it has the same cut structure as $\Pi(s)$.

4. A simple example

Before embarking on the general integrals $J_n^a(s_0)$, as a first step, let us investigate a simplified example which can be treated fully analytically, namely the case where only the first coefficient of the β -function, β_1 , is non-zero, and all higher order β -coefficients vanish

identically. Then the running coupling in eq. (3.10) can be expressed as

$$a^n(-s_0x) = \frac{a_{s_0}^n}{\left[1 + \frac{\beta_1}{2} a_{s_0} \ln(-x)\right]^n}, \quad (4.1)$$

and the integrals $J_n^a(s_0)$ can be calculated analytically with the result:

$$J_n^a(s_0) = a_{s_0}^n \left[J_{n,0}(\kappa) + 2J_{n,1}(\kappa) - 2J_{n,3}(\kappa) - J_{n,4}(\kappa) \right]. \quad (4.2)$$

Here, the constant $\kappa \equiv \beta_1 a_{s_0}/2$, and the integrals $J_{n,m}(\kappa)$ are found to be

$$J_{n,m}(\kappa) = \frac{e^{-\frac{m}{\kappa}} \left(\frac{m}{\kappa}\right)^{n-1}}{2\pi i \kappa \Gamma(n)} \left[\text{Ei}\left(\frac{m}{\kappa} z\right) - e^{\frac{m}{\kappa} z} \sum_{l=1}^{n-1} \Gamma(l) \left(\frac{m}{\kappa} z\right)^{-l} \right]_{z=1-i\pi\kappa}^{z=1+i\pi\kappa}, \quad (4.3)$$

with $\text{Ei}(z) = \int e^z/z dz$ being the exponential-integral function and $m \geq 1$. Again, the case $m = 0$ which is also required has to be treated separately and yields:

$$J_{1,0}(\kappa) = \frac{1}{2\pi i \kappa} \ln \frac{(1 + i\pi\kappa)}{(1 - i\pi\kappa)}, \quad n = 1, \quad (4.4)$$

$$J_{n,0}(\kappa) = \frac{1}{2\pi i \kappa (n-1)} \left[(1 - i\pi\kappa)^{1-n} - (1 + i\pi\kappa)^{1-n} \right], \quad n \geq 2. \quad (4.5)$$

The analytic expressions for the integrals $J_n^a(s_0)$ can readily be compared with their perturbative expansion which is obtained by expanding eq. (4.1) in powers of $\kappa = \beta_1 a_{s_0}/2$, before performing the contour integration:

$$J_n^a(s_0) = \frac{a_{s_0}^n}{\Gamma(n)} \sum_{l=0}^{\infty} \frac{\Gamma(n+l)}{l!} J_l(-\kappa)^l. \quad (4.6)$$

Employing the asymptotic expansion for the exponential-integral function in eq. (4.3) as well as expanding eqs. (4.3) to (4.5) in powers of κ , one can verify the agreement between both representations for $J_n^a(s_0)$.

Let us now turn to a numerical comparison of CI versus FO perturbation theory in the simplified example. To do this, an input value for α_s is required and the very recent result $\alpha_s(M_\tau^2) = 0.34$ [6] will be employed for a_{s_0} . The CI expression of eq. (4.2) and the perturbative expansion of the FO result of eq. (4.6), together with eq. (3.9), then lead to:

$$R_{\tau, \beta_1}^{D, \text{CI}} = 3 \left[1 + 0.1455 + 0.0305 + 0.0136 + 0.0060 + 0.0031 \right] = 3.5961, \quad (4.7)$$

$$R_{\tau, \beta_1}^{D, \text{FO}} = 3 \left[1 + 0.1082 + 0.0609 + 0.0254 + 0.0082 + 0.0024 \right] = 3.6154. \quad (4.8)$$

From (4.7) and (4.8) one observes that the CI expansion appears to display a better convergence, although the last included term of the FO expansion is somewhat smaller. Altogether, the difference between the two results amounts to $3 \cdot 0.0064$, about 2-3 times the

1	2	3	4	5	6	7	8
0.108225	0.060933	0.025394	0.008165	0.002419	-0.000607	-0.004193	-0.004669
9	10	11	12	13	14	15	16
-0.000104	0.003728	0.001815	-0.001991	-0.001863	0.000850	0.001407	-0.000275
17	18	19	20	21	22	23	24
-0.000939	0.000032	0.000588	0.000051	-0.000354	-0.000066	0.000209	0.000057
25	26	27	28	29	30	31	32
-0.000122	-0.000043	0.000070	0.000030	-0.000040	-0.000020	0.000023	0.000013

Table 1: Perturbative order n and corresponding terms in the expansion of $R_{\tau, \beta_1}^{D, \text{FO}}/3$.

last term in both expansions. Thus, the agreement between both approaches to performing the renormalisation group improvement is reasonably good.

Nevertheless, if we were to assume that all coefficients c_{n1} with $n \geq 6$ vanish identically, the CI result of eq. (4.7) would represent the complete answer. Then the question arises, how the FO result approaches this value at higher orders in perturbation theory. Since with eq. (4.6) an all order expression is at our disposal, the question can be answered by inserting (4.6) into eq. (3.9) and reexpanding in powers of a_{s_0} . The numerical result of this exercise is displayed in table 1 up to the 32nd order. The entries are the perturbative order n at the one hand and the corresponding term in the expansion of $R_{\tau, \beta_1}^{D, \text{FO}}/3$ on the other. Therefore, the first five entries agree with the corresponding terms in the square bracket of eq. (4.8).

By inspecting table 1, it is observed that after the first five positive terms, there are four terms with negative sign. After that, the sign changes at about every second term.

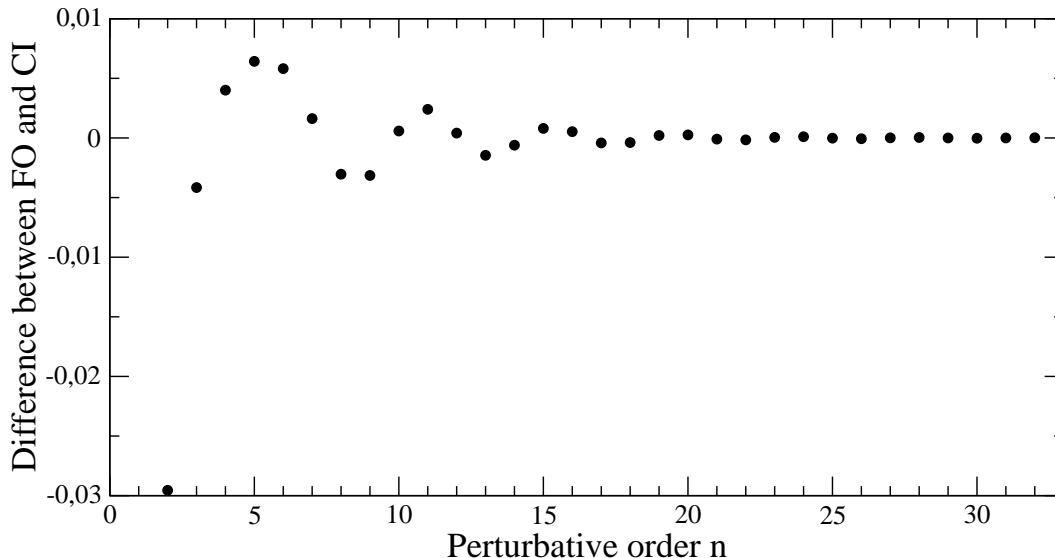


Figure 1: Difference $(R_{\tau, \beta_1}^{D, \text{FO}} - R_{\tau, \beta_1}^{D, \text{CI}})/3$ as a function of the perturbative order n up to which the terms in the FOPT series are summed in the example with only β_1 non-vanishing.

Generally, the size of the terms decreases with increasing order, but not from one term to the next. A graphical account of these findings is presented in figure 1, which shows the difference $(R_{\tau, \beta_1}^{D, \text{FO}} - R_{\tau, \beta_1}^{D, \text{CI}})/3$ as a function of the perturbative order n up to which the terms in the FOPT series are summed. As can be seen from this figure, the sign changes lead to FO results which oscillate around the CI value. Due to the sign change at about every second term, the oscillation frequency is approximately four perturbative orders. Furthermore, the magnitude of the oscillation is tending towards zero, such that the FO value approaches the CI result at large orders. Incidentally, the maximum of the difference between both approaches is found to appear at the fifth order. Calculating the series up to the 200th order, the series still happens to be convergent, and no sign of a divergent behaviour is observed. As has already been discussed in [26], for $\kappa < 1/\pi$, which corresponds to $\alpha_s(M_\tau^2) < 2/\beta_1 = 0.44$, the expansion (4.1) converges on the whole unit circle. Thus, also the FO series for $R_{\tau, \beta_1}^{D, \text{FO}}$ should be convergent for the physical value of $\alpha_s(M_\tau^2)$, at least if only a finite number of c_{n1} coefficients are included.

5. The general case

In order to tackle the general problem with all β -function coefficients β_1 to β_4 being unequal to zero, the general expansion of $a(-s_0x)$ in terms of a_{s_0} is employed, which takes the form:

$$a(-s_0x) = a_{s_0} \left[1 + \sum_{i=1}^{\infty} \sum_{j=1}^i d_{ij} a_{s_0}^i \ln^j(-x) \right]. \quad (5.1)$$

The coefficients d_{ij} can be calculated from the RGE for the QCD coupling eq. (2.4). The coefficients of the highest and the lowest power of the logarithm can easily be given for arbitrary order and read $d_{nn} = (-\beta_1/2)^n$ and $d_{n1} = -\beta_n/2$. The remaining three coefficients up to fourth order are found to be:

$$d_{32} = \frac{5}{8} \beta_1 \beta_2, \quad d_{43} = -\frac{13}{24} \beta_1^2 \beta_2, \quad d_{42} = \frac{3}{8} (\beta_2^2 + 2\beta_1 \beta_3). \quad (5.2)$$

In principle – given the necessary computing resources – the coefficients d_{ij} can be calculated to an arbitrary order, taking into account the known β -function coefficients, and setting the even higher-order ones to zero.

The numerical analysis of the case including all available β -function coefficients proceeds along similar lines as the simplified example in the previous section. For CIPT, now the integrals of eq. (3.10) have to be calculated numerically by plugging a numerical solution of the RGE (2.4) for the running coupling and then performing the contour integration. The FO result can be taken from eq. (3.7). In addition including the fifth-order term, one obtains:

$$R_\tau^{D, \text{CI}} = 3 \left[1 + 0.1479 a^1 + 0.0297 a^2 + 0.0122 a^3 + 0.0047 a^4 + 0.0019 a^5 \right] = 3.5893, \quad (5.3)$$

$$R_\tau^{D, \text{FO}} = 3 \left[1 + 0.1082 a^1 + 0.0609 a^2 + 0.0334 a^3 + 0.0144 a^4 + 0.0021 a^5 \right] = 3.6571. \quad (5.4)$$

1	2	3	4	5	6	7	8
0.108225	0.060933	0.033422	0.014405	0.002052	-0.006847	-0.012518	-0.012029
9	10	11	12	13	14	15	16
-0.004380	0.005429	0.010012	0.006522	-0.001223	-0.006793	-0.006409	-0.001148
17	18	19	20	21	22	23	24
0.004472	0.005997	0.002420	-0.003022	-0.005577	-0.003107	0.002045	0.005211
25	26	27	28	29	30	31	32
0.003582	-0.001304	-0.004970	-0.004026	0.000713	0.004875	0.004498	-0.000213

Table 2: Perturbative order n and corresponding terms in the expansion of $R_\tau^{D,FO}/3$.

Again, the CI series displays a better convergence although the last included term in both expansions is almost of the same size. This time, however, the difference between CI and FO perturbation theory looks much more dramatic, as it amounts to $3 \cdot 0.0226$, more than ten times the last included term! This apparent ambiguity in the perturbative prediction of the hadronic τ decay rate at the moment represents the dominant theoretical uncertainty in the extraction of the strong coupling α_s from this channel.

To gain further insight into the origin of the problem, like in the previous, simplified example, higher order contributions should be inspected. These can be acquired by exploiting the expansion (5.1) for the running coupling in the contour integrals of eq. (3.10) which can be expressed in terms of the J_l , and then reexpanding the result in terms of a_{s_0} .³ The result of this exercise is presented in table 2. Like in the last section, after the first five positive terms, there are four negative ones after which the terms change sign at

³Of course, this is just another way of calculating higher order relations for the c_{nk} coefficients, similar to the ones given in eq. (2.6).

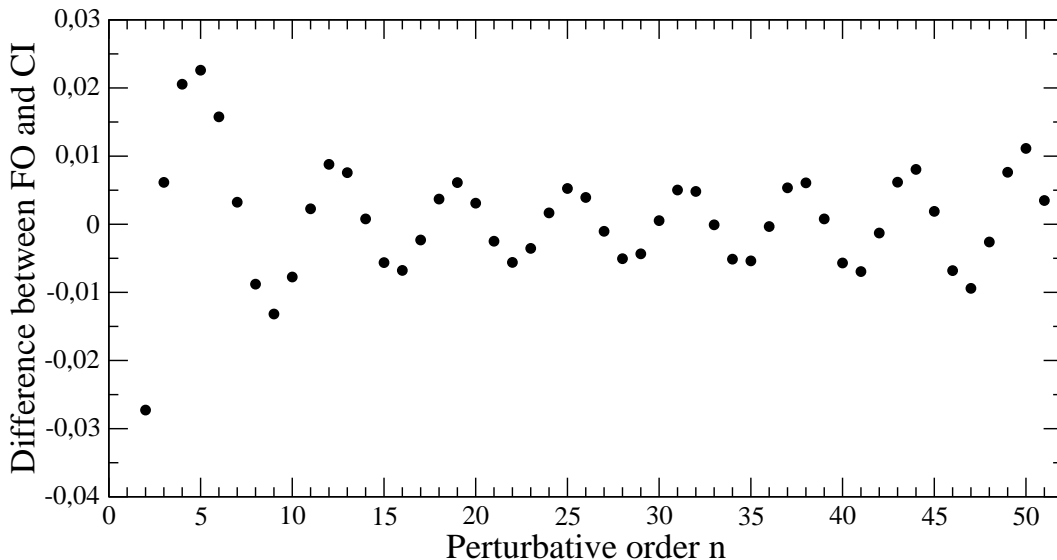


Figure 2: Difference $(R_\tau^{D,FO} - R_\tau^{D,CI})/3$ as a function of the perturbative order n up to which the terms in the FOPT series are summed.

every third order, and, all in all, decrease in magnitude. The negative sign of the sixth order term, which to some extent already lowers the difference between CIPT and FOPT, has also been observed recently in ref. [5].

Restricting oneself to the five c_{n1} coefficients discussed above as well as the four known β -function coefficients, again the CI value (5.3) represents the full answer. This time, in figure 2 the difference between the FO expansion summed up to a particular order n and the complete CI result is displayed up to the 51st order. Until about the 30th order, the series shows the same behaviour as in the simplified example above. It oscillates around the CI result, while approaching it. However, for the general case the convergence to the CI result is much slower, and roughly after the 30th order, an asymptotic behaviour of the series sets in and the terms start to again increase. The observed asymptotic nature of the FOPT series for $R_\tau^{D,FO}$ has nothing to do with the expected asymptotic behaviour of the c_{n1} coefficients which is due to renormalons [37, 38]. Inspection of the expansion (5.1) reveals that for the used physical value of $\alpha_s(M_\tau^2)$, it diverges on part of the unit circle, leading to the behaviour detected in figure 2. The minimal deviation of the FO result at the 30th order is about 0.005, and the oscillation frequency is approximately six perturbative orders. Alas, again the maximum of the deviation occurs at the fifth order.

6. Scale variations

In perturbative QCD calculations, it is quite standard to estimate uncertainties due to as yet uncomputed higher orders by a variation of the in principle arbitrary renormalisation scale. Thus, in this section the influence of scale variations on FO and CI perturbation theory for the hadronic τ decay rate shall be investigated. Let us begin with a study of renormalisation group improved FOPT.

Like in ref. [26], the arbitrary renormalisation scale will be introduced by substituting $\mu^2 = \xi^2 s_0$ in the last line of eq. (3.2), which yields:

$$R_\tau^{D,FO}(\xi^2 s_0) = N_c \sum_{n=0}^{\infty} a^n(\xi^2 s_0) \sum_{k=1}^{n+1} k c_{nk} \sum_{l=0}^{k-1} \binom{k-1}{l} J_l(-2 \ln \xi)^{k-l-1}. \quad (6.1)$$

The previous eq. (3.6) just corresponds to the special case $\xi = 1$. One can then proceed with a numerical analysis, completely analogous to the presentation in the last section. The result of this exercise is shown in figure 3 up to the 60th perturbative order and for two values of ξ . The full triangles correspond to the case $\xi = 0.9$ whereas the full circles result by setting $\xi = 1.1$. To guide the eye, the data points have been connected by straight line segments. The required inputs for $a(\xi^2 M_\tau^2)$ have been calculated by solving the RGE (2.4) with the initial value $\alpha_s(M_\tau^2) = 0.34$.

As can be observed from figure 3, changing the renormalisation scale even by only a small amount, the behaviour of the FO series changes quite drastically. In the case of a smaller renormalisation scale $\xi = 0.9$, the asymptotic behaviour already sets in around the 15th order, and the minimal deviation from the CI result is as large as 0.014, while for the case of a larger renormalisation scale $\xi = 1.1$, close inspection shows that the amplitude of

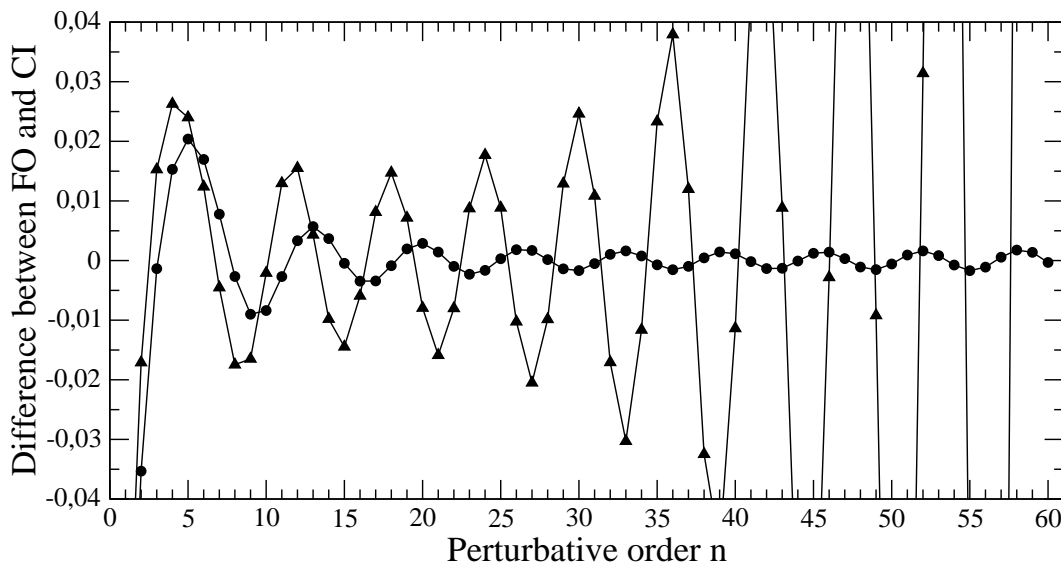


Figure 3: Difference $(R_\tau^{D,FO} - R_\tau^{D,CI})/3$ as a function of the perturbative order n up to which the terms in the FOPT series are summed and for an arbitrary renormalisation scale parameter ξ . Full triangles correspond to $\xi = 0.9$; full circles to $\xi = 1.1$.

the oscillations decreases until about the 45th order after which it gradually again increases. This time the minimal amplitude turns out to be 0.0013. Like in the case $\xi = 1$, however, for both examples the oscillation frequency is about six perturbative orders. Therefore, again for values of the renormalisation scale different from $\xi = 1$, the FOPT series is found to be compatible with the CIPT value (5.3), although due to its rather bad behaviour it should not be utilised for any phenomenological analysis.

For CIPT, introducing an arbitrary renormalisation scale parameter ξ can be achieved with the choice $\mu^2 = -\xi^2 s_0 x$ in the first line of (3.2), which results in

$$R_\tau^{D,CI}(\xi^2 s_0) = N_c \sum_{n=0}^{\infty} J_n^a(\xi^2 s_0) \sum_{k=1}^{n+1} k c_{nk} (-2 \ln \xi)^{k-1}. \quad (6.2)$$

This time, the equation has been rewritten in terms of the contour integrals $J_n^a(\xi^2 s_0)$, given by:

$$J_n^a(\xi^2 s_0) \equiv \frac{1}{2\pi i} \oint_{|x|=1} \frac{dx}{x} (1-x)^3 (1+x) a^n (-\xi^2 s_0 x). \quad (6.3)$$

From eq. (6.2) it is apparent that in contrast to CIPT with $\xi = 1$ of eq. (3.9), and similarly to FOPT, at a given order n , via the coefficients c_{nk} , all independent coefficients c_{i1} with $i \leq n$ contribute. Even if again only the first five c_{n1} are assumed to be non-zero, nevertheless, the CIPT series for general ξ does not terminate at this order. Hence, now also for CIPT one can investigate the difference between $R_\tau^{D,CI}(\xi^2 s_0)$ for a given ξ and the complete result $R_\tau^{D,CI}$ of eq. (5.3).

The result of this exercise is displayed in figure 4 up to the 20th perturbative order. The full triangles now correspond to the case $\xi = 0.5$ whereas the full circles result by

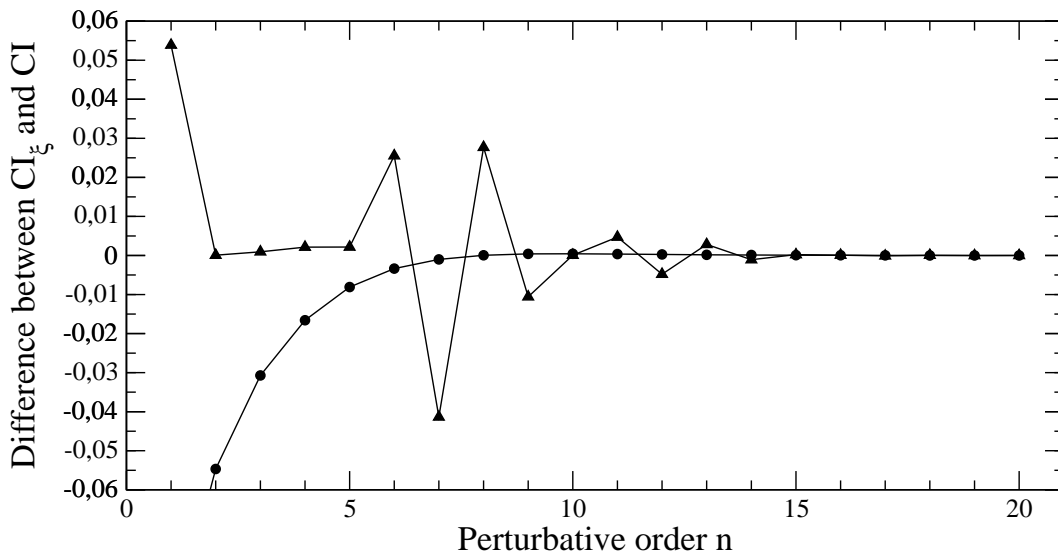


Figure 4: Difference $(R_\tau^{D,CI}(\xi^2 s_0) - R_\tau^{D,CI})/3$ as a function of the perturbative order n up to which the terms in the CIPT series are summed and for an arbitrary renormalisation scale parameter ξ . Full triangles correspond to $\xi = 0.5$; full circles to $\xi = 2.0$.

setting $\xi = 2.0$. To guide the eye, the data points have been connected by straight line segments. Generally, the CIPT for arbitrary ξ is much more stable against a variation of the scale parameter than the corresponding FO series. Thus, a larger variation of ξ could be considered. In the case of the smaller $\xi = 0.5$, surprisingly, and most probably by chance, between the second and the fifth order, eq. (6.2) already gives a rather good approximation to the full answer. Beginning with the sixth order, the deviation again fluctuates more strongly until it finally converges towards the result of eq. (5.3) for even higher orders. In the case of a larger scale with $\xi = 2.0$, the approach towards the complete result is much more smooth. Coming from below, the difference only assumes small positive values before again approaching zero. Nevertheless, like for utilising FOPT, there is no real incentive to employ CIPT with values for ξ different from one. This procedure only reshuffles the perturbative expansion, thereby transferring known contributions to higher orders which can as well be resummed.

After the discussion of renormalisation scale dependence of FOPT and CIPT, let us now address the important question which are the uncertainties of the result (5.3) and how they might be estimated. Obviously, one source of uncertainty resides in the contribution of yet uncalculated higher order coefficients c_{n1} . Schemes to estimate these coefficients have been discussed in the literature [33–36] (and references therein),⁴ but it seems fair to say that no rigorous assessment of the corresponding uncertainty exists, prior to an explicit calculation of a certain coefficient. It also remains unclear if using the size of the last computed term as an estimation for yet higher order contributions is justified – although this is often done in practice. On the other hand, a variation of the renormalisation scale only amounts to a reordering of the perturbative expansion for a given set of known c_{n1} coefficients and

⁴Such estimates for the coefficients c_{41} and c_{51} had been employed above.

has nothing to do with the uncertainty due to so far uncalculated coefficients. This is somewhat different for a change of the renormalisation scheme, as will be discussed in the next section.

A second source of uncertainty in CIPT results from the fact that the running of the QCD coupling is required while integrating over the contour in the complex s -plane, and the perturbative expansion for the β -function has been truncated at the fourth order. An indication of the corresponding uncertainty can be gained by comparing the result (5.3) with the value that would be obtained while using three-loop running for α_s . Numerically, the difference between both approaches is found to be $3 \cdot 0.00099$, only about half of the last included term in the perturbative series. The third, and final uncertainty on the result (5.3) comes from the error of the input value for $\alpha_s(M_\tau^2)$. This uncertainty, however, can be worked out straightforwardly, assuming a given error on $\alpha_s(M_\tau^2)$.

7. Scheme variations

Besides investigating the dependence of the perturbative expansion on the choice of the renormalisation scale, also a modification of the renormalisation scheme provides interesting further information. In analogy to the general expression (5.1) for the shift of the scale at which the QCD coupling is evaluated, a transformation of the renormalisation scheme can be represented by the following equation:

$$\tilde{a}_{s_0} = a_{s_0} \left[1 + \sum_{i=1}^{\infty} d_i a_{s_0}^i \right]. \quad (7.1)$$

As before, initial quantities, like the coupling a_{s_0} , are given in the $\overline{\text{MS}}$ -scheme, whereas tilded quantities will always correspond to the transformed scheme. For the case of the modification of the renormalisation scheme, the same scale s_0 is assumed in both couplings a_{s_0} and \tilde{a}_{s_0} . In principle, one could have considered both transformations simultaneously, in which case the coefficients d_i would have corresponded to coefficients d_{i0} in eq. (5.1), but it appears more transparent to discuss them separately.

Because the Adler function is a physical quantity, it should not depend on the renormalisation scheme used. This can only be true, if together with the coupling also the coefficients of the perturbative expansion c_{n1} get modified. Comparing in eq. (2.2) or (3.10) the expansion in terms of the two schemes, it is straightforward to read off the transformed coefficients [34]. The scheme dependence of the coefficients only starts at order a^2 , which implies $\tilde{c}_{01} = c_{01}$ and $\tilde{c}_{11} = c_{11}$. Up to order a^5 the remaining relations are found to be:

$$\begin{aligned} \tilde{c}_{21} &= c_{21} - d_1 c_{11}, & \tilde{c}_{31} &= c_{31} - 2d_1 c_{21} + (2d_1^2 - d_2) c_{11}, \\ \tilde{c}_{41} &= c_{41} - 3d_1 c_{31} + (5d_1^2 - 2d_2) c_{21} - (5d_1^3 - 5d_1 d_2 + d_3) c_{11}, & (7.2) \\ \tilde{c}_{51} &= c_{51} - 4d_1 c_{41} + (9d_1^2 - 3d_2) c_{31} - (14d_1^3 - 12d_1 d_2 + 2d_3) c_{21} \\ &+ (14d_1^4 - 21d_1^2 d_2 + 3d_2^2 + 6d_1 d_3 - d_4) c_{11}. \end{aligned}$$

This shows that, even though CIPT still takes the functional form of eq. (3.9), now expressed in terms of the new coefficients \tilde{c}_{n1} as well as new contour integrals $\tilde{J}_n^a(s_0)$, assuming the series to terminate in one scheme, this is no longer the case in a different scheme. Through relations of the type (7.2), coefficients \tilde{c}_{n1} are generated to all orders. However, to be able to tell in which scheme a certain coefficient c_{n1} vanishes, it necessarily has to be calculated in at least one reference scheme.

Like for eq. (7.2), it is a simple matter to derive from (7.1) the RGE for the coupling \tilde{a}_{s_0} and the corresponding β -function coefficients $\tilde{\beta}_i$. Thereby, one can confirm the well-known fact that the first two coefficients of the β -function are independent of the renormalisation scheme, i.e. $\tilde{\beta}_1 = \beta_1$ and $\tilde{\beta}_2 = \beta_2$.⁵ Starting with $\tilde{\beta}_3$, it is found that the $\tilde{\beta}$ coefficients depend on the d_i , such that the coefficient $\tilde{\beta}_k$ depends on all d_i with $i = 1, \dots, k - 1$. Explicitly, the relations for $\tilde{\beta}_3$ and $\tilde{\beta}_4$ take the form:

$$\tilde{\beta}_3 = \beta_3 - d_1\beta_2 - (d_1^2 - d_2)\beta_1, \quad \tilde{\beta}_4 = \beta_4 - 2d_1\beta_3 + d_1^2\beta_2 + (4d_1^3 - 6d_1d_2 + 2d_3)\beta_1. \quad (7.3)$$

Again, one could define a scheme, in which all $\tilde{\beta}_k = 0$ for $k \geq 3$ [40]. But in order to do this, one needs to know the β -function coefficients in one reference scheme.

Let us now proceed with a numerical analysis of the scheme dependence. The principle of minimal sensitivity (PMS) [33] attaches a special importance to the point where the derivatives of the physical quantity with respect to the scheme-parameters d_i vanish, that is where the physical quantity, with respect to the d_i has an extremum or a saddle point and thus the scheme dependence is weakest. Performing this exercise for $R_\tau^{D,CI}$ as a function of d_1 and d_2 , and putting the remaining d_i to zero, one finds a maximum at $d_1 = 0.165$ and $d_2 = 0.210$. (Trying to also include d_3 in the analysis, it is found that the extremum drifts off to values of the d -coefficients, where the scheme transformation (7.1) is no longer perturbative.)

In figure 5, the dependence of $R_\tau^{D,CI}$, including up to the fifth perturbative order, on the scheme parameters d_1 , d_2 and d_3 is displayed in a graphical form. To this end, always only one parameter is varied and the remaining parameters are kept fixed either at the maximum given above for d_1 and d_2 or at zero for d_3 and d_4 . In order that the scheme transformation stays perturbative, a reasonable choice for the variation of the d_i seems to be the range $-1 \leq d_i \leq 1$, such that the correction is always at most about 10% of the previous term. The variation of d_1 is given by the solid line, with the maximum being at $d_1 = 0.165$. Next, the variation of d_2 is given by the dashed line, with the maximum at $d_2 = 0.210$, and finally the variation of d_3 corresponds to the dotted line.

Several remarks are in order. As expected, for higher corrections, the dependence on the scheme parameters d_i gets weaker and weaker, being strongest for d_1 and weakest for d_3 . Actually, varying d_3 , the change in $R_\tau^{D,CI}$ is only by one unit in the fifth digit. While varying d_1 , the maximal difference to the result of eq. (5.3) is given by $3 \cdot 0.00073$. Thus, the scheme variation is of a similar size as the expected uncertainty from higher orders in the β -function, considered in the last section. Furthermore, the ‘‘optimal’’ scheme, where the dependence on the parameters d_i is weakest lies rather close to the $\overline{\text{MS}}$ scheme in which

⁵At least in renormalisation schemes which are mass and gauge-parameter independent [39].

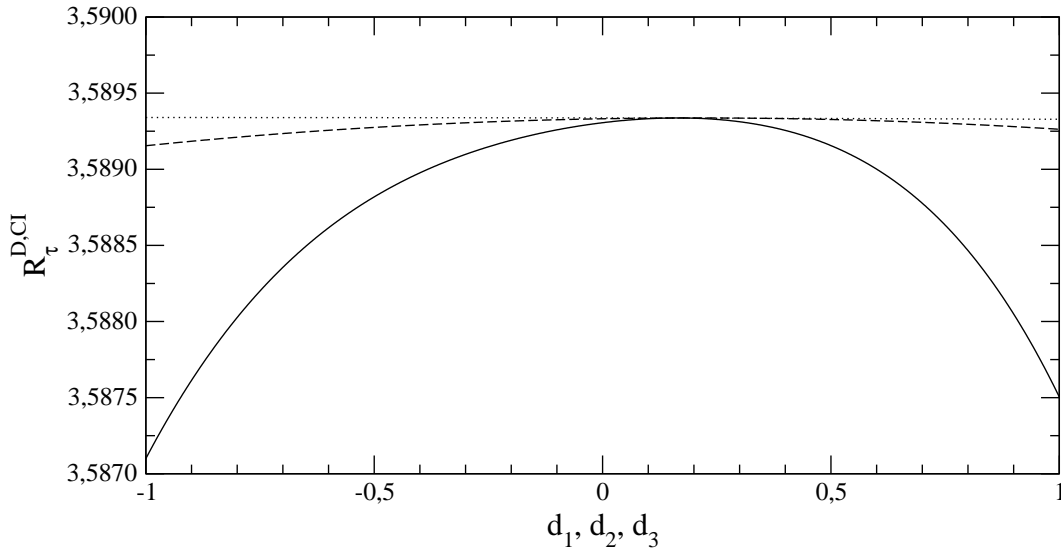


Figure 5: $R_\tau^{D,CI}$ as a function of the renormalisation scheme parameters d_1 , d_2 and d_3 . The solid line corresponds to a variation of d_1 , the dashed line to d_2 and the dotted line to d_3 .

all $d_i = 0$. Therefore, also the speed of convergence of the CI perturbative series in the $\overline{\text{MS}}$ scheme can be expected to be close to optimal.

8. Conclusions

Until today, the extraction of α_s from the hadronic τ decay rate is hampered by an apparent ambiguity between performing the renormalisation group improvement of the perturbative series at a fixed order or in the so-called contour-improved scheme [25,26]. This ambiguity represents the dominant theoretical uncertainty for α_s as extracted from hadronic τ decays.

Further insight into the origin of the problem can be gained by pursuing the fixed-order expansion to larger orders, still staying consistent with the terms that have been resummed in contour-improved perturbation theory. In a simplified example, where only the first coefficient of the β -function, β_1 , is kept non-vanishing, this could be done analytically in closed form. For the more general case including the four currently known terms of the β -function, the expansion of the fixed-order result can be calculated to, in principle, arbitrarily high order. The behaviour of the fixed order series in the simple example as well as in the more general case discussed in sections 4 and 5 have been presented in tables 1 and 2 respectively, and graphically illustrated in figures 1 as well as 2.

It is observed that in the full QCD case the fixed-order result oscillates around the contour-improved value with an oscillation frequency of approximately six perturbative orders, converging to it until the 30th order after which an asymptotic behaviour of the series shows up and the terms again increase. Just including five perturbative terms in the fixed-order case happens to turn out most unfortunate, as for this order the deviation between contour-improved and fixed-order results has a maximum. Analysing the comparison of fixed-order as well as contour-improved perturbation theory for an arbitrary renormalisa-

tion scale parameter ξ unequal to one reveals that also in this case both are compatible. However, invoking $\xi \neq 1$ in CIPT reshuffles known contributions to higher orders thus throwing away available information. Changing the renormalisation scheme is a somewhat different issue, for there the independent coefficients c_{n1} themselves get modified. Still, this does not allow for an unambiguous assessment on the uncertainties resulting from so far neglected higher orders.

All the discussion above demonstrates, that the renormalisation group improvement of perturbative series in finite-energy sum rules, like for the hadronic τ decay rate in particular, should be performed in the contour-improved scheme. This approach also is most natural in the sense that all terms proportional to a particular perturbative coefficient c_{n1} in the correlation function are resummed to yield the contour-improved contribution at order n , whereas in the fixed-order approach terms proportional to the coefficient c_{n1} appear at all orders equal or greater to n . A discussion of renormalisation group improvement of quark-mass corrections in finite-energy sum rules along similar lines will be presented in a forthcoming publication.

Acknowledgments

It is a great pleasure to thank Martin Beneke, Andre Hoang, Andreas Höcker, Santi Peris and Toni Pich for helpful discussions. This work has been supported in part by the European Union RTN Network EURIDICE Grant No. HPRN-CT2002-00311, and by MCYT (Spain) and FEDER (EU) Grants No. FPA2002-00748 and FPA-2001-3031.

References

- [1] E. Braaten, S. Narison, and A. Pich, *QCD analysis of the τ hadronic width*, *Nucl. Phys.* **B373** (1992) 581–612.
- [2] E. Braaten, *The perturbative QCD corrections to the ratio R for τ decays*, *Phys. Rev.* **D39** (1989) 1458.
- [3] E. Braaten, *QCD predictions for the decay of the τ lepton*, *Phys. Rev. Lett.* **60** (1988) 1606–1609.
- [4] S. Narison and A. Pich, *QCD formulation of the τ decay and determination of Λ_{MS}* , *Phys. Lett.* **B211** (1988) 183.
- [5] M. Davier, A. Höcker, and Z. Zhang, *The physics of hadronic τ decays*, [hep-ph/0507078](#).
- [6] **ALEPH** Collaboration, S. Schael *et al.*, *Branching ratios and spectral functions of τ decays: Final ALEPH measurements and physics implications*, [hep-ex/0506072](#).
- [7] **OPAL** Collaboration, K. Ackerstaff *et al.*, *Measurement of the strong coupling constant α_s and the vector and axialvector spectral functions in hadronic τ decays*, *Eur. Phys. J.* **C7** (1999) 571–593, [[hep-ex/9808019](#)].
- [8] **ALEPH** Collaboration, R. Barate *et al.*, *Measurement of the spectral functions of axial-vector hadronic τ decays and determination of $\alpha_s(M_\tau^2)$* , *Eur. Phys. J.* **C4** (1998) 409–431.

- [9] **CLEO** Collaboration, T. Coan *et al.*, *Measurement of α_s from τ decays*, *Phys. Lett.* **B356** (1995) 580–588.
- [10] **ALEPH** Collaboration, D. Buskulic *et al.*, *Measurement of the strong coupling constant using τ decays*, *Phys. Lett.* **B307** (1993) 209–220.
- [11] **OPAL** Collaboration, G. Abbiendi *et al.*, *Measurement of the strange spectral function in hadronic τ decays*, *Eur. Phys. J.* **C35** (2004) 437–455, [[hep-ex/0406007](#)].
- [12] **ALEPH** Collaboration, R. Barate *et al.*, *Study of τ decays involving kaons, spectral functions and determination of the strange quark mass*, *Eur. Phys. J.* **C11** (1999) 599–618, [[hep-ex/9903015](#)].
- [13] E. Gámiz, M. Jamin, A. Pich, J. Prades, and F. Schwab, *V_{us} and m_s from hadronic τ decays*, *Phys. Rev. Lett.* **94** (2005) 011803, [[hep-ph/0408044](#)]. *Nucl. Phys. Proc. Suppl.* **144** (2005) 59–64, [[hep-ph/0411278](#)].
- [14] M. Jamin, *A novel route to V_{us}* , *ECONF C0304052* (2003) WG604, [[hep-ph/0309147](#)]. *Proc. of 2nd Workshop on the CKM Unitarity Triangle*, Durham, England, April 5–9, 2003.
- [15] E. Gámiz, M. Jamin, A. Pich, J. Prades, and F. Schwab, *Determination of m_s and $|V_{us}|$ from hadronic τ decays*, *J. High Energy Phys.* **01** (2003) 060, [[hep-ph/0212230](#)].
- [16] P. A. Baikov, K. G. Chetyrkin, and J. H. Kühn, *Strange quark mass from τ lepton decays with $\mathcal{O}(\alpha_s^3)$ accuracy*, *Phys. Rev. Lett.* **95** (2005) 012003, [[hep-ph/0412350](#)].
- [17] S. M. Chen, M. Davier, E. Gámiz, A. Höcker, A. Pich, and J. Prades, *Strange quark mass from the invariant mass distribution of Cabibbo-suppressed τ decays*, *Eur. Phys. J.* **C22** (2001) 31–38, [[hep-ph/0105253](#)].
- [18] M. Davier, S. M. Chen, A. Höcker, J. Prades, and A. Pich, *Strange quark mass from τ decays*, *Nucl. Phys. Proc. Suppl.* **98** (2001) 319–325.
- [19] J. Kambor and K. Maltman, *The strange quark mass from flavor breaking in hadronic τ decays*, *Phys. Rev.* **D62** (2000) 093023, [[hep-ph/0005156](#)].
- [20] J. G. Körner, F. Krajewski, and A. A. Pivovarov, *Determination of the strange quark mass from Cabibbo suppressed tau decays with resummed perturbation theory in an effective scheme*, *Eur. Phys. J.* **C20** (2001) 259–269, [[hep-ph/0003165](#)].
- [21] A. Pich and J. Prades, *Strange quark mass determination from Cabibbo-suppressed τ decays*, *J. High Energy Phys.* **10** (1999) 004, [[hep-ph/9909244](#)]. *Nucl. Phys. Proc. Suppl.* **86** (2000) 236.
- [22] K. G. Chetyrkin, J. H. Kühn, and A. A. Pivovarov, *Determining the strange quark mass in Cabibbo suppressed τ lepton decays*, *Nucl. Phys.* **B533** (1998) 473–493, [[hep-ph/9805335](#)].
- [23] A. Pich and J. Prades, *Perturbative quark mass corrections to the τ hadronic width*, *J. High Energy Phys.* **06** (1998) 013, [[hep-ph/9804462](#)]. *Nucl. Phys. Proc. Suppl.* **74** (1999) 309, J. Prades, *Nucl. Phys. Proc. Suppl.* **76** (1999) 341.
- [24] N. V. Krasnikov, A. A. Pivovarov, and N. N. Tavkhelidze, *The use of finite energy sum rules for the description of the hadronic properties of qcd*, *Z. Phys.* **C19** (1983) 301.
- [25] A. A. Pivovarov, *Renormalization group analysis of the τ -lepton decay within QCD*, *Z. Phys.* **C53** (1992) 461–464, [[hep-ph/0302003](#)].

- [26] F. Le Diberder and A. Pich, *The perturbative QCD prediction to R_τ revisited*, *Phys. Lett.* **B286** (1992) 147–152.
- [27] W. A. Bardeen, A. J. Buras, D. W. Duke, and T. Muta, *Deep inelastic scattering beyond the leading order in asymptotically free gauge theories*, *Phys. Rev.* **D18** (1978) 3998.
- [28] O. V. Tarasov, A. A. Vladimirov, and A. Y. Zharkov, *The Gell-Mann-Low function of QCD in the three-loop approximation*, *Phys. Lett.* **B93** (1980) 429–432.
- [29] T. van Ritbergen, J. A. M. Vermaseren, and S. A. Larin, *The four-loop β -function in quantum chromodynamics*, *Phys. Lett.* **B400** (1997) 379–384, [[hep-ph/9701390](#)].
- [30] M. Czakon, *The four-loop QCD β -function and anomalous dimensions*, *Nucl. Phys.* **B710** (2005) 485–498, [[hep-ph/0411261](#)].
- [31] S. G. Gorishnii, A. L. Kataev, and S. A. Larin, *The $\mathcal{O}(\alpha_s^3)$ corrections to $\sigma_{\text{tot}}(e^+e^- \rightarrow \text{hadrons})$ and $\Gamma(\tau^- \rightarrow \nu_\tau + \text{hadrons})$ in QCD*, *Phys. Lett.* **B259** (1991) 144–150.
- [32] L. R. Surguladze and M. A. Samuel, *Total hadronic cross-section in e^+e^- annihilation at the four-loop level of perturbative QCD*, *Phys. Rev. Lett.* **66** (1991) 560–563.
- [33] P. M. Stevenson, *Optimized perturbation theory*, *Phys. Rev.* **D23** (1981) 2916.
- [34] M. R. Pennington, *Renormalization-prescription ambiguity in perturbative quantum chromodynamics: Has Stevenson found the solution?*, *Phys. Rev.* **D26** (1982) 2048.
- [35] A. L. Kataev and V. V. Starshenko, *Estimates of the higher order QCD corrections to $R(s)$, R_τ and deep inelastic scattering sum rules*, *Mod. Phys. Lett.* **A10** (1995) 235–250, [[hep-ph/9502348](#)].
- [36] P. A. Baikov, K. G. Chetyrkin, and J. H. Kühn, *Towards order α_s^4 accuracy in τ decays*, *Phys. Rev.* **D67** (2003) 074026, [[hep-ph/0212299](#)].
- [37] P. Ball, M. Beneke, and V. M. Braun, *Resummation of $(\beta_0\alpha_s)^n$ corrections in QCD: Techniques and applications to the τ hadronic width and the heavy quark pole mass*, *Nucl. Phys.* **B452** (1995) 563–625, [[hep-ph/9502300](#)].
- [38] M. Beneke, *Renormalons*, *Phys. Rept.* **317** (1999) 1–142, [[hep-ph/9807443](#)].
- [39] D. Espriu and R. Tarrach, *On prescription dependence of renormalization group functions*, *Phys. Rev.* **D25** (1982) 1073.
- [40] G. 't Hooft, *Can we make sense out of 'quantum chromodynamics'?*, . Lectures given at Int. School of Subnuclear Physics, Erice, Sicily, Jul 23 - Aug 10, 1977.

