

**NLO CHPT corrections to the transverse muon polarization in  $K_{l2\gamma}$  decay.**V.V. Braguta, A.E. Chalov, A.A. Likhoded<sup>†</sup>,<sup>†</sup> *Institute for high energy physics, Protvino***Abstract**

The calculation of the transverse muon polarization in  $K^+ \rightarrow \mu^+ \nu \gamma$  decay due to the final state interaction up to  $O(p^6)$  CHPT level has been carried out. It is shown that  $O(p^6)$  corrections to the observable is much less than  $O(p^4)$  contribution.

# 1 Introduction

Despite considerable success of the Standard Model(SM) in predictions of many experiments the question about the mechanism of  $CP$ -violation still remains unresolved. In the framework of SM  $CP$ -violation results from the nonzero phase in CKM matrix, but there are many models with different mechanisms of  $CP$ -violation. In order to reveal the mechanism of this phenomena it is interesting to measure physical observables that are very sensitive to  $CP$ -violation beyond SM.

In our paper we will consider transverse muon polarization in  $K^+ \rightarrow \mu^+ \nu \gamma$  decay.  $CP$ -violating contribution to this observable in the framework of SM is negligible. At the same time some mechanisms of  $CP$ -violation different from that in SM could give considerable contribution to the value of the transverse polarization[1]. That is why it is interesting to measure the transverse muon polarization at experiment.

In addition to the negligible  $CP$ -violating contribution the nonzero value of the transverse muon polarization in the framework of SM can originate from final state interaction effect what can be a real obstacle in a new physics searches. The effect of final state interaction was considered in papers [2, 3] up to  $O(p^4)$  in CHPT. It was shown that the average value of the transverse polarization is  $P_T = 5.6 \times 10^{-4}$ . Unfortunately, current experiments are unable to reach the accuracy comparable to the predictions in the framework of SM( for instance the accuracy of KEK-E246 experiment is  $\sim 10^{-2}$ [4]) But, future experiments will be able measure the transverse muon polarization in  $K^+ \rightarrow \mu^+ \nu \gamma$  decay with sufficient accuracy. For instance, it is planning to get  $\sim 10^{10}$  events of this decay for one year at the experiment JHL[5]. Such statistic allows one to measure the transverse muon polarization with the accuracy  $\sim 10^{-4} - 10^{-5}$ .

Obviously high accuracy in measurement of the transverse muon polarization imposes additional requirements to the theoretical prediction for the value of this observable in the framework of SM due to the final state interaction effect. The aim of our paper is to consider the effect of final state interaction up to  $O(p^6)$  in CHPT.

Our paper is organized as follows: next section is devoted to calculation of the transverse muon polarization up to  $O(p^6)$  in CHPT. In last section we present the discussion of the results obtained in our paper.

## 2 Transverse muon polarization in $K^+ \rightarrow \mu^+ \nu \gamma$ decay

The  $K^+ \rightarrow \mu^+ \nu \gamma$  decay at tree level of SM is described by the diagrams shown in Fig. 1. The diagrams in Fig. 1b and 1c correspond to the muon and kaon bremsstrahlung, while the diagram in Fig. 1a corresponds to the structure radiation. This decay amplitude can be written as follows

$$M = ie \frac{G_F}{\sqrt{2}} V_{us}^* \varepsilon_\mu^* \left( f_K m_\mu \bar{u}(p_\nu) (1 + \gamma_5) \left( \frac{p_K^\mu}{(p_K q)} - \frac{(p_\mu)^\mu}{(p_\mu q)} - \frac{\hat{q} \gamma^\mu}{2(p_\mu q)} \right) v(p_\mu) - G^{\mu\nu} l_\nu \right), \quad (1)$$

where

$$l_\mu = \bar{u}(p_\nu) (1 + \gamma_5) \gamma_\mu v(p_\mu),$$

$$G^{\mu\nu} = iF_v \varepsilon^{\mu\nu\alpha\beta} q_\alpha (p_K)_\beta - F_a (g^{\mu\nu} (p_K q) - p_K^\mu q^\nu), \quad (2)$$

$G_F$  is the Fermi constant,  $V_{us}$  is the corresponding CKM matrix element,  $f_K$  is the  $K$ -meson leptonic constant,  $p_K, p_\mu, p_\nu, q$  are the kaon, muon, neutrino, and photon four-momenta, correspondingly, and  $\varepsilon_\mu$  is the photon polarization vector.  $F_v$  and  $F_a$  are the kaon vector and axial formfactors. Here it is worth to mention that formfactors  $F_v$  and  $F_a$  do not depend on the momentum of virtual  $W$ -boson and are equal to

$$F_v^0 = \frac{0.095}{m_K}, \quad F_a^0 = -\frac{0.043}{m_K}. \quad (3)$$

But if one considers these formfactors at  $O(p^6)$  level there appears the dependence on the momentum of virtual  $W$ -boson. The calculation of this dependence was carried out in paper [7]. Unfortunately it is not possible to use this result since there are many unknown constants. That is why the model of vector meson dominance will be used in our calculation:

$$\begin{aligned} F_v(W^2) &= \frac{F_v^0}{1 - W^2/M_{K^*}^2} \simeq F_v^0 \left(1 + \frac{W^2}{M_{K^*}^2}\right) \\ F_a(W^2) &= \frac{F_a^0}{1 - W^2/M_{K_1}^2} \simeq F_a^0 \left(1 + \frac{W^2}{M_{K_1}^2}\right), \end{aligned} \quad (4)$$

where the following designations are used:  $M_{K^*}, M_{K_1}$ - the masses of  $K^*$  and  $K_1$  mesons,  $W^2 = (p_K - q)^2$ . In Eq. (2) we use the following definition of Levi-Civita tensor:  $\epsilon^{0123} = +1$ .

The partial width of the  $K^+ \rightarrow \mu^+ \nu \gamma$  decay in the  $K$ -meson rest frame can be expressed as

$$d\Gamma = \frac{\sum |M|^2}{2m_K} (2\pi)^4 \delta(p_K - p_\mu - q - p_\nu) \frac{d^3q}{(2\pi)^3 2E_q} \frac{d^3p_\mu}{(2\pi)^3 2E_\mu} \frac{d^3p_\nu}{(2\pi)^3 2E_\nu}, \quad (5)$$

where summation over muon and photon spin states is performed.

Introducing the unit vector along the muon spin direction in muon rest frame,  $\vec{s}$ , where  $\vec{e}_i$  ( $i = L, N, T$ ) are the unit vectors along the longitudinal, normal and transverse components of muon polarization, one can write down the matrix element squared for the transition into the particular muon polarization state in the following form:

$$|M|^2 = \rho_0 [1 + (P_L \vec{e}_L + P_N \vec{e}_N + P_T \vec{e}_T) \cdot \vec{s}], \quad (6)$$

where  $\rho_0$  is the Dalitz plot probability density averaged over polarization states. The unit vectors  $\vec{e}_i$  can be expressed in terms of the three-momenta of final particles:

$$\vec{e}_L = \frac{\vec{p}_\mu}{|\vec{p}_\mu|}, \quad \vec{e}_N = \frac{\vec{p}_\mu \times (\vec{q} \times \vec{p}_\mu)}{|\vec{p}_\mu \times (\vec{q} \times \vec{p}_\mu)|}, \quad \vec{e}_T = \frac{\vec{q} \times \vec{p}_\mu}{|\vec{q} \times \vec{p}_\mu|}. \quad (7)$$

With such definition of  $\vec{e}_i$  vectors,  $P_T, P_L$ , and  $P_N$  denote transverse, longitudinal, and normal components of the muon polarization, correspondingly. It is convenient to use the following variables

$$x = \frac{2E_\gamma}{m_K}, \quad y = \frac{2E_\mu}{m_K}, \quad \lambda = \frac{x + y - 1 - r_\mu}{x}, \quad r_\mu = \frac{m_\mu^2}{m_K^2}, \quad (8)$$

where  $E_\gamma$  and  $E_\mu$  are the photon and muon energies in the kaon rest frame.

The Dalitz plot probability density, as a function of the  $x$  and  $y$  variables, has the form:

$$\begin{aligned}
\rho_0 = \frac{1}{2}e^2G_F^2|V_{us}|^2 & \cdot \left( \frac{4m_\mu^2|f_K|^2}{\lambda x^2}(1-\lambda)\left(x^2 + 2(1-r_\mu)(1-x - \frac{r_\mu}{\lambda})\right) \right. \\
& + m_K^6x^2(|F_a|^2 + |F_v|^2)(y - 2\lambda y - \lambda x + 2\lambda^2) \\
& + 4 \operatorname{Re}(f_K F_v^*) m_K^4 r_\mu \frac{x}{\lambda}(\lambda - 1) \\
& + 4 \operatorname{Re}(f_K F_a^*) m_K^4 r_\mu (-2y + x + 2\frac{r_\mu}{\lambda} - \frac{x}{\lambda} + 2\lambda) \\
& \left. + 2 \operatorname{Re}(F_a F_v^*) m_K^6 x^2 (y - 2\lambda + x\lambda) \right). \tag{9}
\end{aligned}$$

Calculating the muon transverse polarization  $P_T$  we follow the original paper [7] and assume that the decay amplitude is  $CP$ -invariant, and formfactors  $f_K$ ,  $F_v$ , and  $F_a$  are real. In this case the tree level muon polarization  $P_T = 0$ . When one-loop contributions are incorporated, the nonvanishing muon transverse polarization can arise due to the interference of tree-level diagrams and imaginary parts of one-loop diagrams, induced by the electromagnetic final state interaction.

To calculate the imaginary parts of formfactors one can use the  $S$ -matrix unitarity:

$$S^+ S = 1 \tag{10}$$

and, using  $S = 1 + iT$ , one gets

$$T_{fi} - T_{if}^* = i \sum_n T_{nf}^* T_{ni}, \tag{11}$$

where  $i$ ,  $f$ ,  $n$  indices correspond to the initial, final, and intermediate states of the particle system. Further, using the  $T$ -invariance of the matrix element one has

$$\operatorname{Im}T_{fi} = \frac{1}{2} \sum_n T_{nf}^* T_{ni}, \tag{12}$$

In the framework of SM one-loop diagrams that contribute to the muon transverse polarization in the  $K^+ \rightarrow \mu^+ \nu \gamma$  decay, are shown in Fig. 2. The calculation of the transverse muon polarization up to  $O(p^4)$  has already been carried out in papers [2, 3]. The calculation of  $O(p^6)$  corrections to the observable will be done taking into the account the dependence of the formfactors  $F_v, F_a$  on the momentum of virtual  $W$ -boson. In other words one should carry out similar calculation as was done in papers [2] with the substitution :

$$\begin{aligned}
F_v^0 & \rightarrow F_v^0 \left(1 + \frac{W^2}{M_{K^*}^2}\right) \\
F_a^0 & \rightarrow F_a^0 \left(1 + \frac{W^2}{M_{K_1}^2}\right). \tag{13}
\end{aligned}$$

The contribution of  $O(p^6)$  corrections to the transverse muon polarization can be separated into two parts. The calculation of the first part is very simple: one should make substitution (13) in the expressions obtained in paper [2]. Let us proceed with the calculation of the second part.

As it was already noted the diagrams that give nonzero contribution to the transverse muon polarization are presented in Fig. 2. The diagrams presented in Fig. 2 a,b,e,f do not lead to the additional  $O(p^6)$  contribution due to the replacement (13). The diagram in Fig. 2g will give additional contribution to the the transverse muon polarization if one regards  $O(p^6)$  corrections. But  $O(p^4)$  contribution of this diagram is strongly suppressed because of suppression of the intermediate state phase space. We will suppose that the same suppression holds for  $O(p^6)$  contribution of this diagram to the whole answer of  $O(p^6)$  corrections and we will not regard this diagram in further analysis. As the result the only diagrams presented in Fig. 2 c,d will be considered in our paper. Using expression (12) it is possible to write imaginary parts of these diagrams. The contribution of diagram in Fig. 2c has the form

$$\begin{aligned} \text{Im}M_1 = & \frac{i e \alpha G_F}{2\pi \sqrt{2}} V_{us}^* \bar{u}(p_\nu) (1 + \gamma_5) \int \frac{d^3 k_\gamma}{2\omega_\gamma} \frac{d^3 k_\mu}{2\omega_\mu} \delta(k_\gamma + k_\mu - P) R_\mu \times \\ & (\hat{k}_\mu - m_\mu) \gamma^\mu \frac{\hat{q} + \hat{p}_\mu - m_\mu}{(q + p_\mu)^2 - m_\mu^2} \gamma^\delta \varepsilon_\delta^* v(p_\mu) \end{aligned} \quad (14)$$

The contribution of diagram in Fig. 2c has the form

$$\begin{aligned} \text{Im}M_2 = & \frac{i e \alpha G_F}{2\pi \sqrt{2}} V_{us}^* \bar{u}(p_\nu) (1 + \gamma_5) \int \frac{d^3 k_\gamma}{2\omega_\gamma} \frac{d^3 k_\mu}{2\omega_\mu} \delta(k_\gamma + k_\mu - P) R_\mu \times \\ & (\hat{k}_\mu - m_\mu) \gamma^\delta \varepsilon_\delta^* \frac{\hat{k}_\mu - \hat{q} - m_\mu}{(k_\mu - q)^2 - m_\mu^2} \gamma^\mu v(p_\mu), \end{aligned} \quad (15)$$

where we have used the following designation

$$R_\mu = -i F_v^0 \left( \frac{W^2}{M_{K^*}^2} \right) \varepsilon_{\mu\nu\alpha\beta} (k_\gamma)^\alpha (p_K)^\beta \gamma^\nu + F_a^0 \left( \frac{W^2}{M_{K_1}^2} \right) (\gamma_\mu (p_K k_\gamma) - (p_K)_\mu \hat{k}_\gamma). \quad (16)$$

The integrals that appear in (14), (15) are given in Appendix.

The expression for the amplitude including  $\text{Im}M_1 + \text{Im}M_2$  can be written as:

$$\begin{aligned} M = i e \frac{G_F}{\sqrt{2}} V_{us}^* \varepsilon_\mu^* \left( \tilde{f}_K m_\mu \bar{u}(p_\nu) (1 + \gamma_5) \left( \frac{p_K^\mu}{(p_K q)} - \frac{(p_\mu)^\mu}{(p_\mu q)} \right) v(p_\mu) + \right. \\ \left. \tilde{F}_n \bar{u}(p_\nu) (1 + \gamma_5) \hat{q} \gamma^\mu v(p_\mu) - \tilde{G}^{\mu\nu} l_\nu \right), \end{aligned} \quad (17)$$

$$\tilde{G}^{\mu\nu} = i \tilde{F}_v \varepsilon^{\mu\nu\alpha\beta} q_\alpha (p_K)_\beta - \tilde{F}_a (g^{\mu\nu} (p_K q) - p_K^\mu q^\nu). \quad (18)$$

The  $\tilde{f}_K$ ,  $\tilde{F}_v$ ,  $\tilde{F}_a$ , and  $\tilde{F}_n$  formfactors include one-loop contributions from the diagrams shown in Figs. 2. The choice of the formfactors is determined by the matrix element expansion into set of gauge-invariant structures.

Since we are interested in the contributions of imaginary parts of one-loop diagrams only (since they lead to a nonvanishing value of the transverse polarization), we neglect the real parts of these diagrams and assume that  $\text{Re}\tilde{f}_K$ ,  $\text{Re}\tilde{F}_v$ ,  $\text{Re}\tilde{F}_a$  coincide with their tree-level values,  $f_K$ ,  $F_v$ ,  $F_a$ , correspondingly, and  $\text{Re}\tilde{F}_n = -f_K m_\mu / 2(p_\mu q)$ . Using the expressions of

the integrals given in Appendix it is not difficult to calculate  $O(p^6)$  contribution. But the explicit result is rather cumbersome and we will not present it in our paper.

The muon transverse polarization can be written as

$$P_T = \frac{\rho_T}{\rho_0}, \quad (19)$$

$$\begin{aligned} \rho_T = & -2m_K^3 e^2 G_F^2 |V_{us}|^2 x \sqrt{\lambda y - \lambda^2 - r_\mu} \left( m_\mu \operatorname{Im}(\tilde{f}_K \tilde{F}_a^*) \left(1 - \frac{2}{x} + \frac{y}{\lambda x}\right) + \right. \\ & m_\mu \operatorname{Im}(\tilde{f}_K \tilde{F}_v^*) \left(\frac{y}{\lambda x} - 1 - 2\frac{r_\mu}{\lambda x}\right) + 2\frac{r_\mu}{\lambda x} \operatorname{Im}(\tilde{f}_K \tilde{F}_n^*) (1 - \lambda) + \\ & \left. m_K^2 x \operatorname{Im}(\tilde{F}_n \tilde{F}_a^*) (\lambda - 1) + m_K^2 x \operatorname{Im}(\tilde{F}_n \tilde{F}_v^*) (\lambda - 1) \right) \end{aligned} \quad (20)$$

### 3 Discussion

For the numerical calculations we use the following formfactor values:

$$f_K = 0.16 \text{ GeV}, \quad F_v^0 = \frac{0.095}{m_K}, \quad F_a^0 = -\frac{0.043}{m_K}.$$

The  $f_K$  formfactor is determined from experimental data on kaon decays [9], and  $F_v^0, F_a^0$  ones are calculated at the one loop-level in the Chiral Perturbation Theory [6].

Averaged value of the transverse muon polarization integrated over the physical region with the cut on photon energy  $E_\gamma > 20$  MeV is equal to

$$\langle P_T^{SM} \rangle = 3 \times 10^{-6}. \quad (21)$$

The level curves of  $O(p^6)$  corrections to the transverse muon polarization are shown in Fig. 3. From this figure one sees that the characteristic value of  $O(p^6)$  corrections to the observable under consideration is about  $10^{-5} - 10^{-6}$ . To compare  $O(p^6)$  corrections with the transverse muon polarization with  $O(p^4)$  result obtained in paper [2] the three-dimensional distribution and level curves of the muon transverse polarization are shown in Fig. 4 and Fig. 5.

### Acknowledgements

The authors thank Dr. Likhoded A.K. for fruitful discussion and valuable remarks. This work was in part supported by the Russian Foundation for Basic Research, grant 04-02-17530, Russian Education Ministry, grant E02-31-96, CRDF MO-011-0, Scientific School, grant SS-1303.2003.2 and Dynasty foundation.

## References

- [1] F.L. Bezrukov, D.S.Gorbunov, Yu.G. Kudenko, Eur. Phys. J. C30, 487(2003).
- [2] V.V. Braguta, A.E. Chalov, A.A. Likhoded, Phys.Rev.D66, 034012(2002).
- [3] R.N.Rogalyov, Phys. Lett. b521,243(2001).
- [4] Y.G. Kudenko, Yad. Fiz. 65, 269(2002).
- [5] M.Furusaka et.al., KEK Report 99-4(1999).
- [6] J. Bijnens, G. Ecker, J. Gasser, Nucl. Phys. B396, 81(1993).
- [7] C. Q. Geng, I. L. Ho and T. H. Wu, Nucl. Phys. B **684**, 281 (2004) [arXiv:hep-ph/0306165].
- [8] L.B. Okun, I.B. Khriplovich, Sov. J. Nucl. Phys. 6, 821(1967).
- [9] S. Eidelman *et al.* [Particle Data Group], Phys. Lett. B **592**, 1 (2004).

# Appendix

For the the integrals which contribute to (14) and (15), we use the following notations:

$$P = p_\mu + q$$

$$d\rho = \frac{d^3 k_\gamma}{2\omega_\gamma} \frac{d^3 k_\mu}{2\omega_\mu} \delta(k_\gamma + k_\mu - P)$$

It should be noted that most of integrals in expressions (14) and (15) were calculated in paper [2]. There are only two integrals to be calculated. The first integral has the form:

$$\int d\rho k_\gamma^\alpha k_\gamma^\beta k_\gamma^\delta = a_{14}(g^{\alpha\beta} P^\delta + g^{\alpha\delta} P^\beta + g^{\beta\delta} P^\alpha) + b_{14} P^\alpha P^\beta P^\delta .$$

It is easy to express the coefficients  $a_{14}, b_{14}$  through the coefficient  $a_{13}$ , that was determined in paper [2]:

$$\begin{aligned} a_{14} &= \frac{(P^2 - m_\mu^2)}{2P^2} a_{13} , \\ b_{14} &= -3 \frac{(P^2 - m_\mu^2)}{(P^2)^2} a_{13} \end{aligned}$$

Second integral has the form:

$$\begin{aligned} \int d\rho \frac{k_\gamma^\alpha k_\gamma^\beta k_\gamma^\sigma k_\gamma^\rho}{(p_\mu - k_\gamma)^2 - m_\mu^2} &= a_6(g^{\alpha\beta} g^{\sigma\rho} + g^{\alpha\sigma} g^{\beta\rho} + g^{\alpha\rho} g^{\beta\sigma}) + \\ &b_6(g^{\alpha\beta} P^\sigma P^\rho + g^{\alpha\sigma} P^\beta P^\rho + g^{\alpha\rho} P^\beta P^\sigma + g^{\beta\sigma} P^\alpha P^\rho + g^{\beta\rho} P^\alpha P^\sigma + g^{\sigma\rho} P^\alpha P^\beta) + \\ &c_6(g^{\alpha\beta} v^{\sigma\rho} + g^{\alpha\sigma} v^{\beta\rho} + g^{\alpha\rho} v^{\beta\sigma} + g^{\beta\sigma} v^{\alpha\rho} + g^{\beta\rho} v^{\alpha\sigma} + g^{\sigma\rho} v^{\alpha\beta}) + \\ &d_6(g^{\alpha\beta} p_\mu^\sigma p_\mu^\rho + g^{\alpha\sigma} p_\mu^\beta p_\mu^\rho + g^{\alpha\rho} p_\mu^\beta p_\mu^\sigma + g^{\beta\sigma} p_\mu^\alpha p_\mu^\rho + g^{\beta\rho} p_\mu^\alpha p_\mu^\sigma + g^{\sigma\rho} p_\mu^\alpha p_\mu^\beta) + \\ &e_6 P^\alpha P^\beta P^\sigma P^\rho + f_6(P^\alpha P^\beta P^\sigma p_\mu^\rho + P^\alpha P^\beta p_\mu^\sigma P^\rho + P^\alpha p_\mu^\beta P^\sigma P^\rho + p_\mu^\alpha P^\beta P^\sigma P^\rho) + \\ &g_6(v^{\alpha\beta} v^{\sigma\rho} + v^{\alpha\sigma} v^{\beta\rho} + v^{\alpha\rho} v^{\beta\sigma}) + \\ &h_6(p_\mu^\alpha p_\mu^\beta p_\mu^\sigma P^\rho + p_\mu^\alpha p_\mu^\beta P^\sigma p_\mu^\rho + p_\mu^\alpha P^\beta p_\mu^\sigma p_\mu^\rho + P^\alpha p_\mu^\beta p_\mu^\sigma p_\mu^\rho) + \\ &i_6 p_\mu^\alpha p_\mu^\beta p_\mu^\sigma p_\mu^\rho, \end{aligned} \tag{22}$$

where the following designation was used:  $v^{\alpha\beta} = P^\alpha p_\mu^\beta + p_\mu^\alpha P^\beta$ . The coefficients in this integral can be expressed through the integrals calculated in paper[2]:

$$\begin{aligned} i_6 &= \frac{P p_\mu}{p_\mu q} c_5 - \frac{3 P^2}{4 p_\mu q} e_5 \\ d_6 &= -\frac{p_\mu q}{3 P^2} (P p_\mu c_5 - p_\mu q i_6) \\ h_6 &= \frac{1}{P^2} (p_\mu q c_5 - P p_\mu i_6) \\ g_6 &= \frac{1}{2 P^2} (p_\mu q e_5 - P p_\mu h_6 - d_6) \\ c_6 &= -\frac{1}{2} (2 P p_\mu g_6 + m_\mu^2 h_6) \end{aligned} \tag{23}$$



$$\begin{aligned}
a_6 &= -(Pp_\mu c_6 + m_\mu^2 d_6) \\
b_6 &= -\frac{1}{Pp_\mu}(m_\mu^2 c_6 + \frac{1}{2} a_{14}) \\
f_6 &= -\frac{1}{Pp_\mu}(b_6 + 2m_\mu^2 g_6) \\
e_6 &= -\frac{1}{Pp_\mu}(m_\mu^2 f_6 + \frac{1}{2} b_{14})
\end{aligned}$$

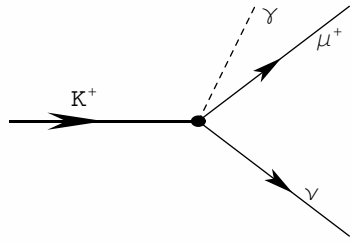


Fig.1a

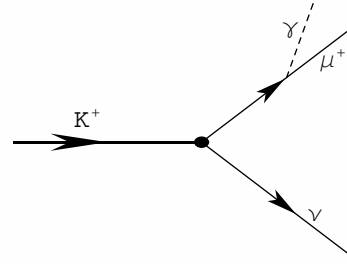


Fig.1b

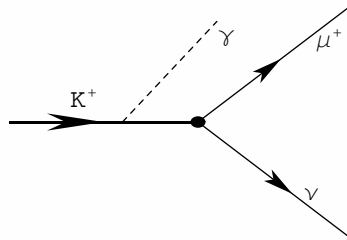


Fig.1c

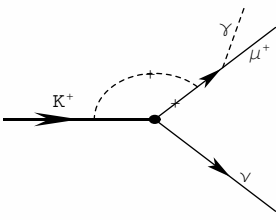


Fig.2a

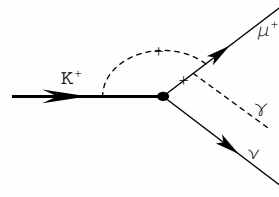


Fig.2b

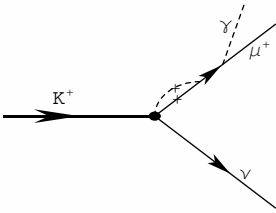


Fig.2c

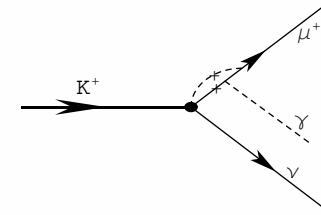


Fig.2d

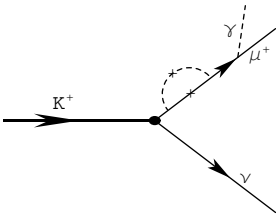


Fig.2e

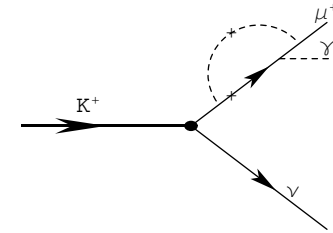


Fig.2f

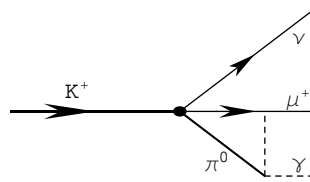
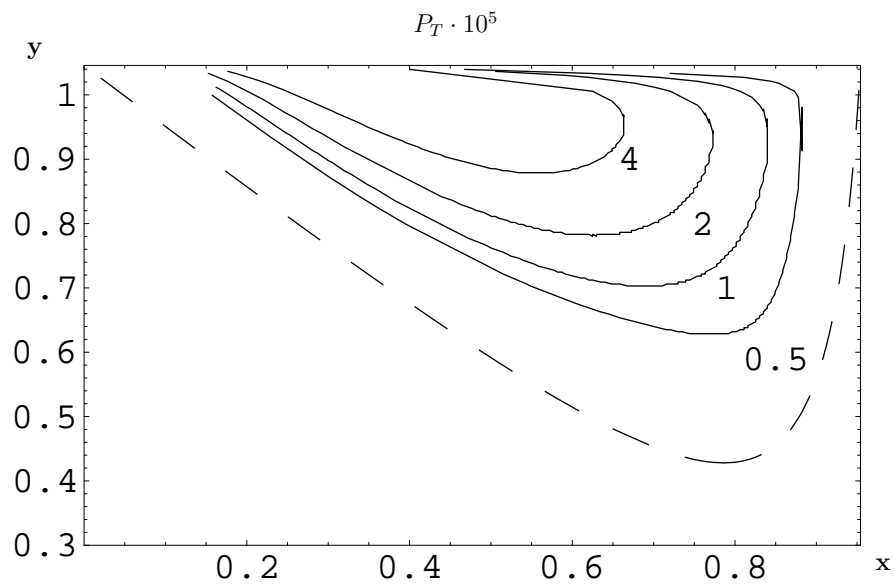


Fig.2g



**Fig. 3**

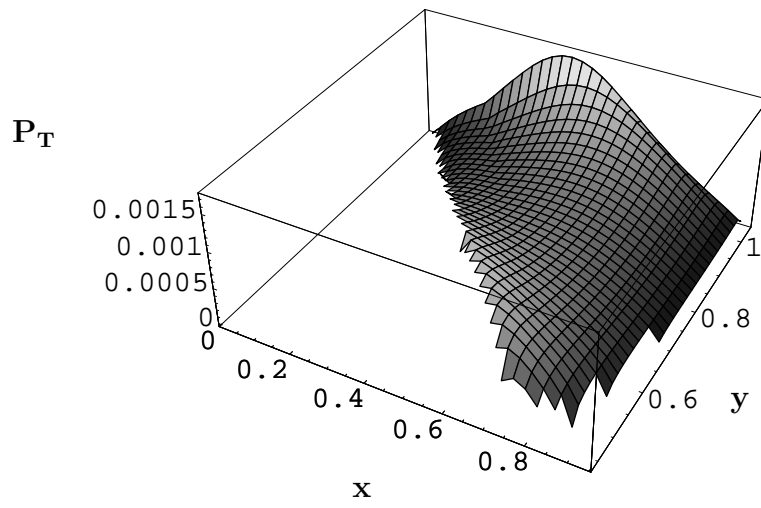


Fig. 4

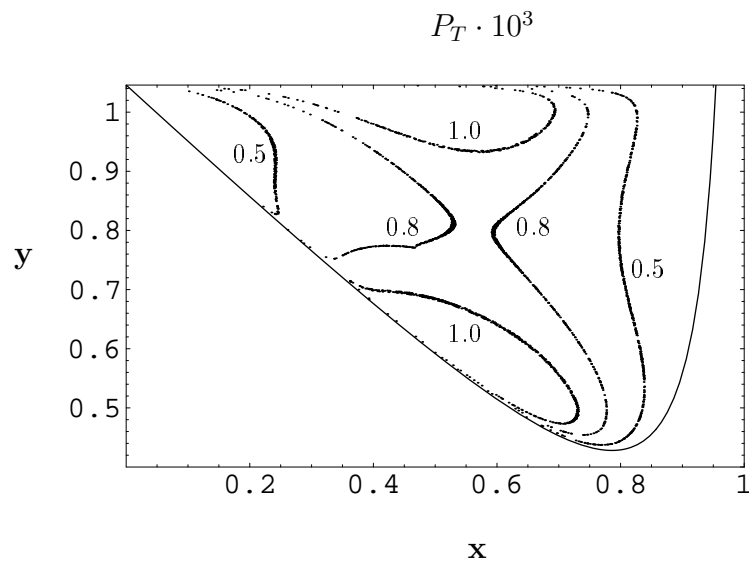


Fig. 5