

Quark Spectrum above but near Critical Temperature of Chiral Transition

Masakiyo Kitazawa,^{1,2} Teiji Kunihiro,¹ and Yukio Nemoto³

¹*Yukawa Institute for Theoretical Physics, Kyoto University, Kyoto 606-8502, Japan*

²*Institute fuer Theoretische Physik, J.W.Goethe-Universitaet,D-60054 Frankfurt am Main, Germany*

³*Department of Physics, Nagoya University, Nagoya, 464-8602 Japan*

(Dated: December 17, 2018)

We explore the quark properties at finite temperature near but above the critical temperature of the chiral phase transition. We investigate the effects of the precursory soft mode of the phase transition on the quark dispersion relation and the spectral function. It is found that there appear novel excitation spectra of quasi-quarks and quasi-antiquarks with a three-peak structure, which are not attributed to the hard-thermal-loop approximation. We show that the new spectra originate from the mixing between a quark (anti-quark) and an anti-quark hole (quark hole) caused by a “resonant scattering” of the quasi-fermions with the thermally-excited soft mode which has a small but finite excitation energy.

I. INTRODUCTION

It has been being revealed that the QCD matter above the chiral and deconfined phase transition at high temperature (T) seems unexpectedly rich in physics. The data from Relativistic Heavy-Ion Collider (RHIC) at BNL[1], for instance, indicate that the matter produced in this region shows robust collective flows, which can not be explained by the perturbative QCD[2]. Analyses of the elliptic flow at low p_T suggest the created QCD matter has an almost vanishingly small viscosity[3], which can be naturally understood only when the created matter near the critical temperature (T_c) is a strongly coupled system. Recent lattice simulations of QCD, though in the quenched level, also suggested that the lowest charmonium states seem to survive well above T_c as spectral peaks [4]; namely, the hadronic charmonium states may have a longer life than might be originally expected[5].

In short, one may say that *the condensed matter physics of the QCD matter in the high-temperature phase* of the QCD phase transitions is now making a form. We should like notice here that such a condensed matter physics was already anticipated some twenty years ago[6]; the existence of hadronic elementary excitations above T_c was suggested for the first time for the light quark sector, on the basis of the chiral symmetry and the assumption that the phase transition is a second order or weak first order. According to the wisdom obtained in the condensed matter physics, if the phase transition is such a type, then one can expect the existence of specific elementary excitations which are coupled to the fluctuations of the order parameter. These excitation modes are known in condensed matter physics as soft modes associated with the phase transition. Since the soft modes above T_c in the chiral transition have the same quantum number as the sigma meson and the pion, so they may called the ‘para-sigma(σ) meson’ and the ‘para-pion(π)’[7]; see also [8] for the instanton liquid approach. In this Letter, we show that the quark spectra just above T_c of the chiral transition also are quite different from the free quark spectra and show an interesting behavior, as a critical

phenomenon of the phase transition.

It has been shown very recently [9, 10, 11] that the precursory *diquark* fluctuations[12] are developed so greatly to form a soft mode at high density but at moderate temperature that the quark spectrum is also significantly modified by dressing the soft mode; there arises a depression of the quark spectrum around the Fermi surface leading to the *pseudogap* in the density of states (DOS) of quarks.

It is thus highly expected that the precursory soft modes of the chiral phase transition should also strongly affect the quark spectrum near T_c . In this Letter, we investigate how such soft modes composed of the light quarks affect in turn the quark properties, i.e, the dispersion relations and the spectral function[13]. Needless to say, it is important to know the properties of quarks (and gluons) for studying, for example, the possible formation of hadronic bound states of quarks, as is done in [14, 15, 16], too. We shall show that the coupling between a quark and a hole of the thermally excited antiquarks[17] becomes significant through the coupling with the thermally excited soft modes, which leads to an interesting complications to the quark spectrum. We also give an intuitive account for the formation of such a spectra and the relation to the plasmino spectrum found at extremely high temperatures[17, 18, 19].

Here we consider the chiral limit ($m_u = m_d = 0$) in the two flavors which leads to the second order phase transition at low density. This is because we can study the fluctuation effects to the quark spectrum genuinely in this case and the finite quark mass effects may make the mechanism of the quark spectrum more complicated. The analysis with finite current quark masses is left as a future work. We shall also confine ourselves to the case of the vanishing chemical potential in this paper.

II. SOFT MODES AND QUARK SPECTRAL FUNCTION

To describe the quark matter near T_c , we employ the two-flavor Nambu–Jona-Lasinio (NJL) model [20]

$$\mathcal{L} = \bar{\psi}i\cancel{\partial}\psi + G_S[(\bar{\psi}\psi)^2 + (\bar{\psi}i\gamma_5\vec{\tau}\psi)^2], \quad (1)$$

as an effective model of low-energy QCD[21] with $\vec{\tau}$ being the flavor SU(2) Pauli matrices. The coupling constant $G_S = 5.5 \text{ GeV}^{-2}$ and the three dimensional cutoff $\Lambda = 631 \text{ MeV}$ are taken from Ref. [21]. This model gives the second order transition at $T_c = 193.5 \text{ MeV}$. In the following discussions, we limit our attention to the system at T higher than T_c where chiral symmetry is restored.

Since the basic ingredient for the following discussions is the existence of the soft modes associated with the chiral transition at T above but near T_c [6], we first recapitulate the results in [6] with some elaboration needed for the subsequent discussions.

We denote the quark-antiquark retarded Green functions in the scalar and pseudo-scalar channels as $D_\sigma^R(\mathbf{p}, \omega)$ and $D_\pi^R(\mathbf{p}, \omega)$ with the subscripts σ and π , because they have the same quantum numbers as the σ meson and the pion, although they are excitations in the Wigner phase of the chiral symmetry. The collective modes in these channels are called ‘para- σ ’ and ‘para- π ’, respectively. The $D_\sigma^R(\mathbf{p}, \omega)$ and $D_\pi^R(\mathbf{p}, \omega)$ are obtained in the imaginary-time formalism: The corresponding imaginary-time propagators in the random phase approximation(RPA) read

$$\mathcal{D}_\sigma(\mathbf{p}, \nu_n) = \mathcal{D}_\pi(\mathbf{p}, \nu_n) = -\frac{2G_S}{1 + 2G_S\mathcal{Q}(\mathbf{p}, \nu_n)}, \quad (2)$$

where $\nu_n = 2\pi nT$ is the Matsubara frequency for bosons and $\mathcal{Q}(\mathbf{p}, \nu_n)$ is the one-loop quark-antiquark polarization function,

$$\mathcal{Q}(\mathbf{p}, \nu_n) = T \sum_m \int \frac{d^3q}{(2\pi)^3} \text{Tr}[\mathcal{G}_0(\mathbf{q}, \omega_m)\mathcal{G}_0(\mathbf{p}+\mathbf{q}, \nu_n+\omega_m)], \quad (3)$$

where $\mathcal{G}_0(\mathbf{p}, \omega_n) = [i\omega_n\gamma_0 - \mathbf{p} \cdot \boldsymbol{\gamma}]^{-1}$ is the free quark propagator with $\omega_n = (2n+1)\pi T$ being the Matsubara frequency for fermions; the trace is taken over color, flavor and Dirac indices.

With the standard analytic continuation, we have the retarded Green functions, $D_{\sigma,\pi}^R(\mathbf{p}, \omega) = \mathcal{D}_{\sigma,\pi}(\mathbf{p}, \nu_n)|_{\nu_n=\omega+i\eta}$. The spectral functions in the scalar and the pseudo-scalar channels are given by

$$\rho_{\sigma,\pi}(\mathbf{p}, \omega) = -\frac{1}{\pi} \text{Im}D_{\sigma,\pi}^R(\mathbf{p}, \omega), \quad (4)$$

respectively.

For later convenience, we show in Fig. 1 the spectral function $\rho_{\sigma,\pi}(\mathbf{p}, \omega)$ of the ‘para- $\sigma(\pi)$ ’ mode as a function of the energy ω and momentum \mathbf{p} for some reduced temperatures $\varepsilon \equiv (T - T_c)/T_c$. Although not shown here,

the spectral function $\rho_{\sigma,\pi}(\mathbf{p}, \omega)$ has a strength for negative energies also and satisfies the symmetry property; $\rho_{\sigma,\pi}(\mathbf{p}, -\omega) = -\rho_{\sigma,\pi}(\mathbf{p}, \omega)$: One can see that there appears a pronounced peak in $\rho_{\sigma,\pi}(\mathbf{p}, \omega)$ in the time-like region. The peak position can be expressed approximately as $\omega \simeq \pm\sqrt{m_\sigma^*(T)^2 + |\mathbf{p}|^2} \equiv \pm\omega_s(\mathbf{p}; T)$ with a T -dependent ‘mass’ $m_\sigma^*(T)$, and as T approaches T_c the width of the peaks and $m_\sigma^*(T)$ become smaller, which means that there exist the soft modes for the chiral transition, as was first shown in [6].

Some remarks are in order here: (1) The present soft modes are a propagating mode with a finite frequency or ‘mass’ $m_\sigma^*(T)$ even at $\mathbf{p} = 0$, in contrast to those in the (color-)superconductivity where the soft mode is almost diffusive with a large strength around $\omega = 0$ [10]. This difference will be found to cause a quite different behavior for the dressed quark spectra. (2) The fact that the spectral function $\rho_{\sigma,\pi}$ has sharp peaks around $\omega = \pm\omega_s(\mathbf{p}; T)$ at T close to T_c means that the soft modes may be well described as elementary scalar and pseudo-scalar fields with the mass $m_\sigma^*(T)$ in this T region. (3) The ‘para- $\sigma(\pi)$ ’ mode has a strength mostly in the time-like region, although there is a tiny strength also in the space-like region.

The existence of the collective modes composed of quark and anti-quark in turn modifies the quark properties. Thus the problem becomes a self-consistent one where the collective modes should be constructed with the dressed quarks and anti-quarks. However, we take in this exploring work the non-selfconsistent approach where the collective modes are constructed by the undressed quarks and anti-quarks; namely, the quark self-energy $\Sigma^R(\mathbf{p}, \omega)$ is evaluated in the RPA as follows, in the imaginary time formalism,

$$\tilde{\Sigma}(\mathbf{p}, \omega_n) = -T \sum_m \int \frac{d^3q}{(2\pi)^3} \mathcal{D}(\mathbf{p}-\mathbf{q}, \omega_n - \omega_m) \mathcal{G}_0(\mathbf{q}, \omega_m), \quad (5)$$

where $\mathcal{D}(\mathbf{p}, \nu_n) = \mathcal{D}_\sigma(\mathbf{p}, \nu_n) + 3\mathcal{D}_\pi(\mathbf{p}, \nu_n)$. Fig. 2 is the diagrammatic expression for the quark Green function. After the summation of the Matsubara frequency and the analytic continuation, $i\omega_n \rightarrow \omega + i\eta$, we obtain the quark self-energy in the real time,

$$\begin{aligned} \Sigma^R(\mathbf{p}, \omega) &= 2 \int \frac{d^4q}{(2\pi)^4} \Lambda_+(\mathbf{q}) \gamma^0 \frac{\text{Im}D^R(\mathbf{p}-\mathbf{q}, q_0)}{q_0 - \omega + |\mathbf{q}| - i\eta} \\ &\quad \times [(1+n)(1-f) + nf] \\ &+ 2 \int \frac{d^4q}{(2\pi)^4} \Lambda_-(\mathbf{q}) \gamma^0 \frac{\text{Im}D^R(\mathbf{p}-\mathbf{q}, q_0)}{q_0 - \omega - |\mathbf{q}| - i\eta} \\ &\quad \times [(1+n)f + n(1-f)] \end{aligned} \quad (6)$$

with $D^R(\mathbf{p}, \omega) = \mathcal{D}(\mathbf{p}, i\nu_n)|_{i\nu_n \rightarrow \omega+i\eta}$, the projection operators $\Lambda_\pm(\mathbf{q}) = (1 \pm \gamma^0 \boldsymbol{\gamma} \cdot \mathbf{q}/|\mathbf{q}|)/2$, and the Bose and Fermi distribution functions $n = (\exp(q_0/T) - 1)^{-1}$ and $f = (\exp(|\mathbf{q}|/T) + 1)^{-1}$.

Using the projection operators Λ_\pm , the retarded quark

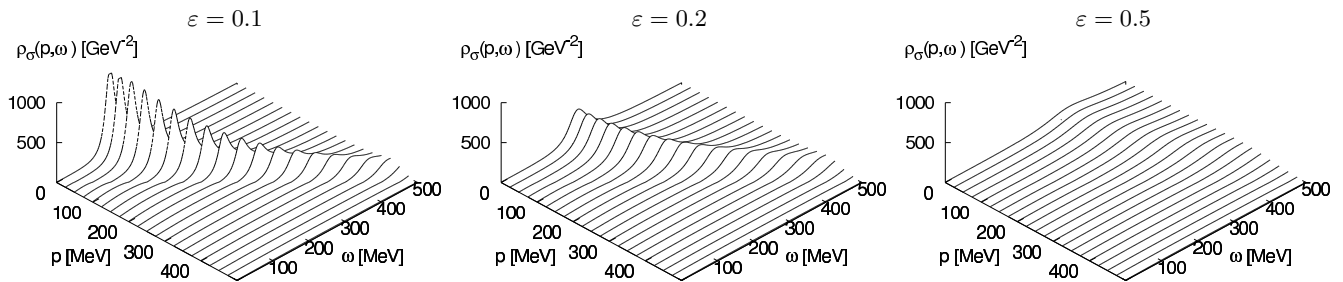


FIG. 1: The spectral function of the ‘para- $\sigma(\pi)$ ’ mode $\rho_{\sigma,\pi}$ as a function of the energy and momentum for the reduced temperature $\varepsilon = 0.1, 0.2$ and 0.5 , from the far left to the right. When T is close to T_c , there appear well developed peaks yielding the existence of collective modes or well defined elementary excitations. As T goes high away from T_c the peaks become obscure and eventually disappear.

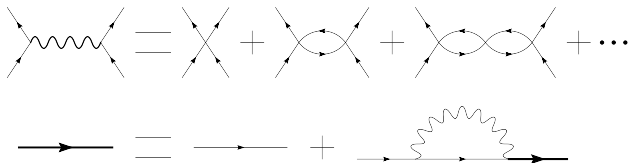


FIG. 2: The upper diagram defines the collective modes, i.e., ‘para- $\sigma(\pi)$ ’ mode, which are composed of the quark-antiquarks in RPA and denoted by the wavy line. The lower diagram defines the quasi-quark which is dressed with the collective modes; the thick and thin straight lines represent the dressed and free quark, respectively.

Green function is expressed as

$$G^R(\mathbf{p}, \omega) = \frac{\Lambda_+(\mathbf{p})\gamma^0}{\omega - |\mathbf{p}| - \Sigma_+^R + i\eta} + \frac{\Lambda_-(\mathbf{p})\gamma^0}{\omega + |\mathbf{p}| - \Sigma_-^R + i\eta}, \quad (7)$$

with $\Sigma_{\pm}^R(\mathbf{p}, \omega) = (1/2)\text{Tr}_D[\Sigma^R\gamma^0\Lambda_{\pm}(\mathbf{p})]$ where Tr_D denotes the trace over the Dirac index. Each term in Eq. (7) defines the quasi-quark and quasi-antiquark spectral functions, $\rho_{\pm}(\mathbf{p}, \omega) = -(1/\pi)\text{Im}[\omega \mp |\mathbf{p}| - \Sigma_{\pm}^R(\mathbf{p}, \omega)]^{-1}$, respectively. Remarks are in order here: A (anti-)particle number at finite T may be supplied either by a genuine (anti-)quark or by a ‘hole’ of the thermally-excited anti-quarks(quarks)[17], which implies that both the states or their mixed states can contribute to $\rho_+(\rho_-)$.

For later convenience, we define the quasi-dispersion relations $\omega = \omega_{\pm}(\mathbf{p})$ as the zero of the real part of the inverse of the Green function; $\omega_{\pm}(\mathbf{p}) \mp |\mathbf{p}| - \text{Re}\Sigma_{\pm}^R(\mathbf{p}, \omega_{\pm}(\mathbf{p})) = 0$. This quasi-dispersion relations will be found useful as an eye-guide of the peaks of ρ_{\pm} . One should, however, be warned that $\omega_{\pm}(\mathbf{p})$ does not necessarily represent the real excitation spectrum when the imaginary part of the Green function is large, since it is only a zero of the real part of the inverse of the Green function. The physical dispersion relation should be identified as the peak position of the energy ω as the function of the momentum.

III. NUMERICAL RESULTS AND DISCUSSIONS

Now we shall show the numerical results of the single-quark spectral function $\rho_{\pm}(\mathbf{p}, \omega)$ for several temperatures above T_c .

In the upper panels of Fig. 3, we show the quark spectral function $\rho_+(\mathbf{p}, \omega)$ for the reduced temperature $\varepsilon \equiv (T - T_c)/T_c = 0.1, 0.2$ and 0.5 . We remark that the anti-quark part ρ_- of the spectral function can be figured out by the symmetric property, $\rho_-(\mathbf{p}, \omega) = \rho_+(\mathbf{p}, -\omega)$. The upper far-left panel shows the spectral function $\rho_+(\mathbf{p}, \omega)$ for $\varepsilon = 0.1$ where the system is closest to the critical point in the present three cases and the soft modes are well developed as we have just seen in Fig. 1: One can see a clear three-peak structure in the spectral function. The detailed peak structure is seen in the contour map of the spectral function shown in the lower panel in the far-left. One finds that the quasi-dispersion relation $\omega_{\pm}(\mathbf{p})$ gives an approximate eye-guide of the peak position of the spectral function; notice that the dispersion relation for small momenta \mathbf{p} has a negative slope in the negative-energy region. We remark that although $\omega_{\pm}(\mathbf{p})$ has an acausal ‘back-bending’-region in the (p, ω) -plane, it does not correspond to any peak of the spectral function and hence has no physical significance.

The upper-middle panel of Fig. 3 shows that the three-peak structure still barely exists even at higher temperature with $\varepsilon = 0.2$; the would-be peak in the negative energy region has turned to be a ‘bump’ with a smaller strength. The contour map of the spectral function and the quasi-dispersion relation in the lower panel show that the dispersion relation around the origin is somewhat shifted upward and becomes almost a constant as a function of the momentum. The far-right panels for $\varepsilon = 0.5$ show that when T is raised further well above T_c , the three-peak structure disappears completely and the quark spectral function has a single peak as the free quark system has, although the quark dispersion relation is modified at small momenta.

We have now seen that the three-peak structure is the most characteristic feature in the quark spectra caused

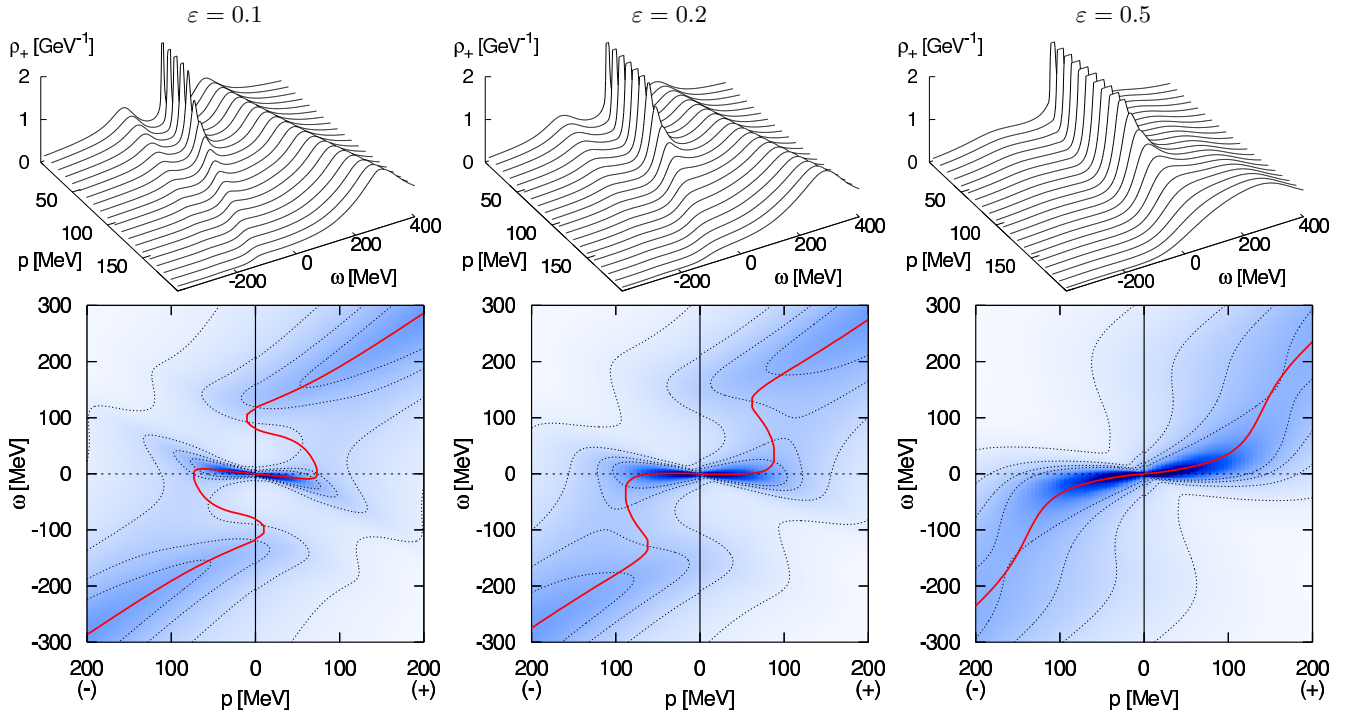


FIG. 3: The upper panels show the quark spectral function $\rho_+(\mathbf{p}, \omega)$ for the reduced temperatures $\varepsilon = 0.1, 0.2$ and 0.5 . The lower panels show the dispersion relations $\omega = \omega_{\pm}(\mathbf{p})$ together with the contour map of $\rho_{\pm}(\mathbf{p}, \omega)$: ω_+ (ω_-) and ρ_+ (ρ_-) are shown in the right (left) half of the figures; notice the direction of the momentum scale in the left half plane is opposite to that of the right half plane.

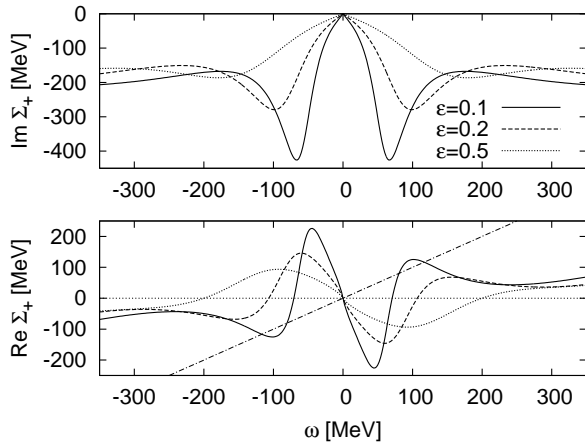


FIG. 4: The imaginary and real parts of the quark self-energy, $\text{Im}\Sigma_+^R(\mathbf{0}, \omega)$ and $\text{Re}\Sigma_+^R(\mathbf{0}, \omega)$.

by the coupling with the soft modes. To understand the mechanism of the appearance of the three-peak structure in the quark spectral function, we show the imaginary and real parts of $\Sigma_+^R(\mathbf{p} = \mathbf{0}, \omega)$ for several values of ε in the upper and lower panels in Fig. 4. From the upper panel, one sees that there develop two peaks in $|\text{Im}\Sigma_+^R|$ in the positive- and negative-energy regions at

small temperatures, with the peak positions moving toward the origin as T is lowered to T_c . It is found that the peaks in $\text{Im}\Sigma_{\pm}^R(\mathbf{p}, \omega)$ in the positive and negative energy regions essentially correspond to the decay processes shown in Fig. 5(a) and (b), respectively, where the wavy lines represent the soft modes. As noticed before, when T is close to T_c , the soft modes acquire the character of the well-defined elementary excitation with a mass $m_{\sigma}^*(T)$ and a small width, and thereby the system can be described by a Yukawa theory with a massless quark and a boson with a finite but small mass. In fact, we have confirmed that the essential features obtained here, including the three-peak structure in the quark spectral function can be reproduced by such a Yukawa model [22]. The processes in Fig. 5(a) and (b) are also interpreted as a Landau damping of a quark state due to the collision with the thermally excited soft modes with the dispersion relation $\omega = \omega_s(\mathbf{p}; T)$. One should notice here that the incident anti-quark line in Fig. 5(a) may describe a thermally excited antiquark, which disappears after the collision with the soft modes. But the disappearance of the anti-quark means the creation of a hole in the anti-quark distribution[17]. The point is that an ‘anti-quark hole’ has a positive quark number. Fig.5(b) describes the decay process of a quasi-quark state which is a mixed state of quarks and antiquark-holes to an on-shell quark via a collision with the soft modes. These

processes induce a quark-‘antiquark hole’ mixing, which constitute the physical states in the system with a modified spectrum. Notice that the closer the T to T_c , more significant the Landau damping processes shown in Fig 5, because the thermally excited soft modes are expected to be abundant.

The mixing mechanism of quarks can be described in terms of the notion of *resonant scattering* as in the case of the (color-)superconductivity [11, 23], although a crucial difference arises owing to the different nature of the soft modes. In the case of the superconductivity, the precursory soft mode is diffusion-mode like and has a strength around $\omega = 0$. A particle (electron or quark) is scattered by the soft mode and creates a hole, and vice versa, whose process is called a resonant scattering. The resonant scattering with the soft mode induces the mixing between a particle and a hole, and thereby giving rise to a gap-like structure in the fermion spectrum around the Fermi energy; correspondingly, the imaginary part $|\text{Im}\Sigma^R|$ of the quark self-energy has a single peak around the Fermi energy $\omega = 0$ [10, 11]. In the present case, the soft modes are propagating modes and have a strength at finite $\omega = \pm\omega_s(\mathbf{p}; T)$ both in the positive- and negative-energy regions, and hence the resonant scatterings of the quarks with the chiral soft modes give rise to two peaks in $|\text{Im}\Sigma^R|$ at finite energies roughly of the order of $m_\sigma^*(T)$ and induce a mixing between a quark and an antiquark-hole and between an antiquark and a quark-hole, respectively. Thus the two gap-like structures in the quark spectrum are formed at the positive- and negative-energies.

The modified quark spectra can be graphically obtained from the lower panel of Fig. 4 where $\text{Re}\Sigma_+^R(\mathbf{0}, \omega)$ is shown: One can see there exist two regions of ω where $\text{Re}\Sigma_+^R(\mathbf{0}, \omega)$ shows a step rise. These two regions correspond to that in which $|\text{Im}\Sigma_+^R|$ has a peak and the steepness becomes more significant as T is lowered toward T_c . This behavior of $\text{Re}\Sigma_+^R$ is naturally understood from the behavior of $\text{Im}\Sigma_+^R$ using the Kramers-Kronig relation. Because the quasi-quark dispersion $\omega_\pm(\mathbf{p})$ at the vanishing momentum is the solution of $\omega - \Sigma_\pm^R(\mathbf{0}, \omega) = 0$, they are given graphically by the crossing points of $\text{Re}\Sigma_\pm^R(\mathbf{0}, \omega)$ and ω denoted by the straight dash-dotted line in the lower panel of Fig. 4. One sees that there eventually appear five crossing points for $\varepsilon = 0.1$ corresponding to the five solutions of $\omega_+(\mathbf{p} = \mathbf{0})$ in Fig. 3. The second and fourth solutions of them, however, correspond to the peak of $|\text{Im}\Sigma_+^R(\mathbf{p}, \omega)|$ and hence there appear two peaks in the spectral function in this region.

As T approaches T_c closer than those in Fig. 3, $m_\sigma^*(T)$ and hence the ratio $m_\sigma^*(T)/T$ become vanishingly small, the system may become identical in effect with an extremely high- T system where the hard-thermal loop(HTL) approximation is valid. In fact, in such a critical region, the two peaks of $\text{Im}\Sigma_+^R$ in the positive- and negative-energy regions come closer and merge together effectively with the peak at $\omega = 0$ and thereby only a single resonant scattering around $\omega = 0$ is seen in the limit

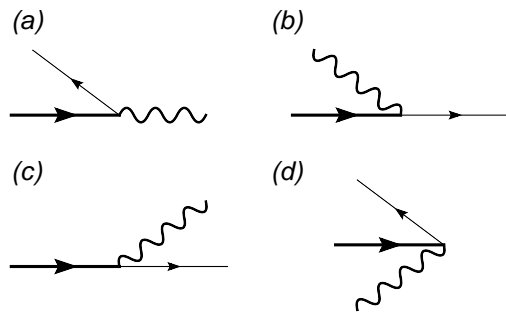


FIG. 5: Parts of the physical processes which the $\text{Im}\Sigma_+^R(\mathbf{p}, \omega)$ describes. The other parts are the inverse processes of the above. The thick solid lines represent the quasi-quarks with (\mathbf{p}, ω) , the thin solid lines the on-shell free quarks and the wavy lines the soft mode.

of $T \rightarrow T_c+$. This means that there will be eventually only two peaks originated by the scattering of a massless quark with a massless boson at finite T . Thus the resultant quark spectrum at $T \rightarrow T_c+$ continuously approaches that obtained in the HTL approximation in the Yukawa theory[24]. Although not explicitly shown in the present paper because of the lack in space, our numerical calculation shows that this is indeed the case: The strength of the peak around $\omega = 0$ becomes weaker as T is lowered toward T_c , while the width of the two peaks which have a thermal mass becomes sharper. The latter two peaks eventually become the quasi-particle peak and the plasmino peak when $m_\sigma^*(T)/T \rightarrow 0$, or equivalently, $T \rightarrow T_c+$.

IV. BRIEF SUMMARY AND CONCLUDING REMARKS

We have investigated the quark spectrum at T near but above the critical temperature of the chiral phase transitions taking the effect of the fluctuations of the chiral order parameter (para- σ and para- π modes) into account. We have shown that for $\varepsilon \equiv (T - T_c)/T_c \lesssim 0.2$ the quark spectrum has a three-peak structure at low frequency and low momentum, for which the growth of the two peaks in $\text{Im}\Sigma_\pm^R$ for lower ω near T_c is crucial. We have elucidated that the mechanism for realizing the two peaks can be understood as a formation of gaps owing to the mixing between a quark(anti-quark) and a hole of the thermally-excited antiquarks(quarks); the mixing is induced by the *resonant scattering* of the quarks off the propagating soft modes with small but finite energies near T_c .

The present discussions to account for the mechanism of the formation of the three-peak structure have taken it for granted that the soft modes which are composite system of quark-antiquarks acquire the character of the well-defined elementary excitation when T is close to T_c . It would be helpful for elucidating the essential mechanism quantitatively to consider a Yukawa model

at finite T , in which the mass of the boson field is varied by hand[22], where we have confirmed that the three-peak structure of the quark spectral function emerges in such a Yukawa model. Moreover, our preliminary calculation[22] shows that the three-peak structure is obtained even if the bosonic modes are vector or axial-vector fields, instead of the scalar (pseudoscalar) field. This result suggests that any bosonic mode in the QGP phase, whose mass is comparable with T , can give rise to the three-peak structure of the quark spectral function: Notice that the peaks of the spectral function correspond to complex poles of the quark Green function, which are gauge invariant! The detailed analysis of the quark spectrum will be given elsewhere[22].

We have adopted the chiral limit in this exploring work for simplicity. It is instructive to investigate the quark spectrum for finite quark mass. In this case, the chiral transition becomes crossover and the mass of the σ mode does not vanish in any T . We expect, however, that the three-peak structure of the quark will be seen even in this case because the three-peak structure is seen in rather wide range of T . It is also instructive to explore the quark spectrum at finite chemical potential, in particular near the tri-critical point and/or critical end-

point of the chiral transition. In this work, we have also employed the non-selfconsistent approximation. It is of course more desirable to adopt more sophisticated approximation incorporating the self-consistency between the soft modes and the quasi-quarks, especially near T_c .

Some authors [25, 26] suggest the importance of the phase fluctuation of the chiral order parameter on the properties of the QGP above T_c . It would be interesting to explore possible effects of the phase fluctuation on the quark spectrum.

Acknowledgments

We thank H. Fujii for useful discussions. Y. N. thanks M. Harada and K. Yamawaki for useful comments. Y. N. was supported by the 21st Century COE Program of Nagoya University. M. K. is grateful to Dirk H. Rischke and other members of Frankfurt university for the warm hospitality extended to him during his stay there. He is supported by Japan Society for the Promotion of Science for Young Scientists. T.K. is supported by Grant-in-Aid for Scientific Research by Monbu-Kagakusyo (No. 17540250). This work is supported by the Grant-in-Aid for the 21st Century COE "Center for Diversity and Universality in Physics" of Kyoto University.

-
- [1] I. Arsene *et al.* [BRAHMS Collaboration], Nucl. Phys. A **757**, 1 (2005). B. B. Back *et al.*, Nucl. Phys. A **757**, 28 (2005); K. Adcox *et al.* [PHENIX Collaboration], Nucl. Phys. A **757**, 184 (2005); J. Adams *et al.* [STAR Collaboration], Nucl. Phys. A **757**, 102 (2005).
- [2] E. Shuryak, Prog. Part. Nucl. Phys. **53**, 273 (2004); Nucl. Phys. A **750**, 64 (2005).
- [3] D. Teaney, Phys. Rev. C **68**, 034913 (2003); J. Phys. G **30**, S1247 (2004).
- [4] T. Umeda, R. Katayama, O. Miyamura and H. Matsu-furu, Int. J. Mod. Phys. A **16**, 2215 (2001). M. Asakawa and T. Hatsuda, Phys. Rev. Lett. **92**, 012001 (2004); S. Datta, F. Karsch, P. Petreczky and I. Wetzorke, Phys. Rev. D **69**, 094507 (2004); T. Umeda, K. Nomura and H. Matsu-furu, Eur. Phys. J. C **39S1**, 9 (2005); H. Matsu-furu, T. Umeda and K. Nomura, arXiv:hep-lat/0401010.
- [5] T. Matsui and H. Satz, Phys. Lett. B **178**, 416 (1986).
- [6] T. Hatsuda and T. Kunihiro, Phys. Lett. B **145**, 7 (1984); Phys. Rev. Lett. **55** (1985) 158. See also C. DeTar, Phys. Rev. D **32**, 276 (1985).
- [7] T. Hatsuda and T. Kunihiro, arXiv:nucl-th/0112027.
- [8] T. Schafer and E. V. Shuryak, Phys. Lett. B **356**, 147 (1995).
- [9] M. Kitazawa, T. Koide, T. Kunihiro and Y. Nemoto, Phys. Rev. D **70**, 056003 (2004).
- [10] M. Kitazawa, T. Koide, T. Kunihiro and Y. Nemoto, Prog. Theor. Phys. **114**, 205 (2005).
- [11] M. Kitazawa, T. Kunihiro and Y. Nemoto, Phys. Lett. B **631**, 157 (2005).
- [12] M. Kitazawa, T. Koide, T. Kunihiro and Y. Nemoto, Phys. Rev. D **65**, 091504 (2002).
- [13] Preliminary discussions are given in M. Kitazawa, T. Kunihiro and Y. Nemoto, Proceedings of 2004 International Workshop on Dynamical Symmetry Breaking, Nagoya University, P 235 (2005), [arXiv:hep-ph/0505106].
- [14] E. V. Shuryak and I. Zahed, Phys. Rev. C **70**, 021901 (2004); Phys. Rev. D **70**, 054507 (2004);
- [15] G. E. Brown, C. H. Lee, M. Rho and E. Shuryak, Nucl. Phys. A **740**, 171 (2004); J. Phys. G **30**, S1275 (2004); H. J. Park, C. H. Lee and G. E. Brown, arXiv:hep-ph/0503016; G. E. Brown, B. A. Gelman and M. Rho, arXiv:nucl-th/0505037; G. E. Brown, C. H. Lee and M. Rho, arXiv:nucl-th/0507011.
- [16] M. Mannarelli and R. Rapp, arXiv:hep-ph/0505080.
- [17] H. A. Weldon, Phys. Rev. D **40**, 2410 (1989); Physica A **158**, 169 (1989); Phys. Rev. D **61**, 036003 (2000).
- [18] V. V. Klimov, Sov. J. Nucl. Phys. **33**, 934 (1981) [Yad. Fiz. **33**, 1734 (1981)].
- [19] See for example, M. Le Bellac, *Thermal Field Theory* (Cambridge University Press, Cambridge, England 1996).
- [20] Y. Nambu and G. Jona-Lasinio, Phys. Rev. **122**, 345 (1961); Phys. Rev. **124**, 246 (1961).
- [21] T. Hatsuda and T. Kunihiro, Phys. Rept. **247**, 221 (1994).
- [22] M. Kitazawa, T. Kunihiro and Y. Nemoto, in preparation.
- [23] B. Jankó, J. Maly and K. Levin, Phys. Rev. B **56**, R11407 (1997).
- [24] G. Baym, J. P. Blaizot and B. Svetitsky, Phys. Rev. D **46**, 4043 (1992).
- [25] E. Babaev, Int. J. Mod. Phys. A **16**, 1175 (2001); Phys. Rev. D **62**, 074020 (2000); K. Zarembo, JETP Lett. **75**, 59 (2002) [Pisma Zh. Eksp. Teor. Fiz. **75**, 67 (2002)].
- [26] P. Castorina, G. Nardulli and D. Zappala, Phys. Rev. D **72**, 076006 (2005).