

Quark–antiquark states and their radiative transitions in terms of the spectral integral equation. III. Light mesons.

V.V. Anisovich, L.G. Dakhno, M.A. Matveev,
V.A. Nikonov, and A.V. Sarantsev

October 21, 2019

Abstract

We continue the investigation of mesons in terms of the spectral integral equation initiated before [1, 2] for the $b\bar{b}$ and $c\bar{c}$ systems: in this paper we consider the light-quark (u, d, s) mesons with masses $M \leq 3$ GeV. The calculations have been performed for the mesons lying on linear trajectories in the (n, M^2) -planes, where n is the radial quantum number. Our consideration relates to the $q\bar{q}$ states with one component in the flavor space, with the quark and antiquark masses equal to each other, such as $\pi(0^{-+})$, $\rho(1^{--})$, $\omega(1^{--})$, $\phi(1^{--})$, $a_0(0^{++})$, $a_1(1^{++})$, $a_2(2^{++})$, $b_1(1^{+-})$, $f_2(2^{++})$, $\pi_2(2^{-+})$, $\rho_3(3^{--})$, $\omega_3(3^{--})$, $\phi_3(3^{--})$, $\pi_4(4^{-+})$ at $n \leq 6$. We obtained the wave functions and mass values of mesons lying on these trajectories. The corresponding trajectories are linear, in agreement with data. We have calculated the two-photon decays $\pi \rightarrow \gamma\gamma$, $a_0(980) \rightarrow \gamma\gamma$, $a_2(1320) \rightarrow \gamma\gamma$, $f_2(1285) \rightarrow \gamma\gamma$, $f_2(1525) \rightarrow \gamma\gamma$ and radiative transitions $\rho \rightarrow \gamma\pi$, $\omega \rightarrow \gamma\pi$, that agree qualitatively with the experiment. On this basis, we extract the singular part of the interaction amplitude, which corresponds to the so-called "confinement interaction". The description of the data requires the presence of the strong t -channel singularities for both scalar and vector exchanges.

1 Introduction

The present paper continues the investigation of the quark–antiquark states within the spectral integral equation: before, we investigated the $b\bar{b}$ [1] and $c\bar{c}$ [2] systems, with the use of the information on the radiative decays [3]. In this line, the investigation of light quarks $q\bar{q}$ is of a particular interest, for the highly excited systems of light quarks are formed at large distances, where the long-distance color forces, or "confinement forces", work. Just the definition of the strong singularities of the amplitude, which provide the quark confinement, is the main purpose of our investigation.

Still, working with the quark–antiquark systems, we started with the study of heavy quarks ($Q\bar{Q} = b\bar{b}, c\bar{c}$), for such systems are more simple for the investigation and it is more convenient to develop the method using this pattern. Besides, the lowest $Q\bar{Q}$ states may be considered, with rather good accuracy, in the nonrelativistic approximation, and a number of papers, e.g., see [4, 5, 6, 7, 8] and references therein, is devoted to the study of $Q\bar{Q}$ systems in the nonrelativistic approach.

The spectral integral method used in the analysis of the quark–antiquark systems is a direct generalization of the dispersion N/D method [9] for the case of separable vertices. In the framework of this method, we have analysed the two-nucleon systems and their interaction with electromagnetic field [10], in particular, the electric form factors of the deuteron and deuteron photodisintegration amplitude [11]. In this method, there was no problem with the description of the high-spin particles. The method has been generalized [12] aiming to describe the quark–antiquark systems. As a result, the equation was written for the quark wave function, its form being similar to the Bethe–Salpeter equation — this was the reason to call it conventionally in [12] as the spectral integral Bethe - Salpeter equation.

The analyses of the light $q\bar{q}$ systems and heavy $Q\bar{Q}$ quarkonia differ from one another in certain respect, because the corresponding experimental data are different: in the $Q\bar{Q}$ systems the masses of lowest states are known only, with an exception for the 1^{--} quarkonia (Υ and ψ) where a long series of states was discovered in the e^+e^- annihilation. At the same time, for the lowest states there exists a rich set of data on radiative decays: $(Q\bar{Q})_{in} \rightarrow \gamma(Q\bar{Q})_{out}$ and $(Q\bar{Q}) \rightarrow \gamma\gamma$. For the light quark sector, there exists an abundant information on the highly excited states with different J^{PC} , but rather poor one for the radiative decays.

Despite the scarcity of data on radiative decays, we try to apply the method to the study of light quarkonia, relying on our knowledge of linear trajectories in the (n, M^2) -plane (n is the radial quantum number of the $q\bar{q}$ -meson with mass M), that may somehow compensate the lack of information on the wave functions. At the same time, we present the predicted values for the two-photon decays, that could stimulate their measurements.

The next Section is devoted to the presentation of the results. We do not provide technical details of the calculations; all the calculation machinery was explained in [1, 3]. In Conclusion, we summarize our results.

2 The results of calculations

In this paper, we study the systems with a single flavor component. First, they are the systems with the unity isospin, $(1, J^{PC})$. Second, among the systems with zero isospin, $(0, J^{PC})$, there are also one-component states, $s\bar{s}$ or $n\bar{n} = (u\bar{u} + d\bar{d})/\sqrt{2}$, which are considered in this article as well: they are ϕ and ω mesons, $\phi(1^{--}), \phi_3(3^{--})$ and $\omega(1^{--}), \omega_3(3^{--})$. Besides, in the $f_2(2^{++})$ -mesons at $M \lesssim 2400$ MeV the components $n\bar{n}$ and $s\bar{s}$ are separated with a good accuracy [17]; below, all the f_2 -mesons are assumed to be pure flavor states.

Considering the π trajectory [$\pi(140), \pi(1300), \pi(1800), \pi(2070), \pi(2360)$], we fix our atten-

tion on the excited states $\pi(1300), \pi(1800), \pi(2070), \pi(2360)$. As concerns the lightest pion $\pi(140)$, this particle is a singular state in many respects, and we intend to get qualitative agreement with data only (a good quantitative description is beyond the scope of the present approach).

Generally speaking, the $1^{--}, 2^{++}, 3^{--}$ states are the mixtures of waves with different angular momenta. However, the investigation of the bottomonium and charmonium states [1, 2] shows us that the angular momentum is a good quantum number, so these states can be described by one-component wave functions. Here, in the description of the light quarks, we use as an ansatz the one-component wave functions for $q\bar{q}$ systems.

We investigate the mesons with the masses $\lesssim 3000$ MeV, they are characterized by the following wave functions (see [1], Section 2.1, for more detail):

$L = 0$ (dominant S -wave)	0^{--}	$i\gamma_5\psi_n^{(0,0,0)}(k^2)$	(1)
	1^{--}	$\gamma_\mu^\perp\psi_n^{(1,0,1)}(k^2)$	
$L = 1$ (dominant P -wave)	0^{++}	$m\psi_n^{(1,1,0)}(k^2)$	
	1^{++}	$\sqrt{3/2s} \cdot i\varepsilon_{\gamma P k\mu}\psi_n^{(1,1,1)}(k^2)$	
	2^{++}	$\sqrt{3/4} \cdot [k_{\mu_1}\gamma_{\mu_2}^\perp + k_{\mu_2}\gamma_{\mu_1}^\perp - \frac{2}{3}\hat{k}g_{\mu_1\mu_2}^\perp]\psi_n^{(1,1,2)}(k^2)$	
$L = 2$ (dominant D -wave)	1^{+-}	$\sqrt{3}i\gamma_5k_\mu\psi_n^{(0,1,1)}(k^2)$	
	1^{--}	$3/\sqrt{2} \cdot [k_\mu\hat{k} - \frac{1}{3}k^2\gamma_\mu^\perp]\psi_n^{(1,2,1)}(k^2)$	
	2^{--}	$\sqrt{20/9s} \cdot i\varepsilon_{\gamma P k\alpha}Z_{\mu_1\mu_2,\alpha}^{(2)}(k_\perp)\psi_n^{(1,2,2)}(k^2)$	
	3^{--}	$\sqrt{6/5} \cdot \gamma_\alpha Z_{\mu_1\mu_2\mu_3,\alpha}^{(2)}(k_\perp)\psi_n^{(1,2,3)}(k^2)$	
$L = 3$ (dominant F -wave)	2^{+-}	$\sqrt{10/3} \cdot i\gamma_5X_{\mu_1\mu_2}^{(2)}(k_\perp)\psi_n^{(0,2,2)}(k^2)$	
	2^{++}	$\sqrt{2} \cdot \gamma_\alpha X_{\mu_1\mu_2\alpha}^{(3)}(k_\perp)\psi_n^{(1,3,2)}(k^2)$	
	3^{++}	$\sqrt{21/10s} \cdot i\varepsilon_{\gamma P k\alpha}Z_{\mu_1\mu_2\mu_3,\alpha}^{(2)}(k_\perp)\psi_n^{(1,3,3)}(k^2)$	
	4^{++}	$\sqrt{36/35} \cdot \gamma_\alpha Z_{\mu_1\mu_2\mu_3\mu_4,\alpha}^{(3)}(k_\perp)\psi_n^{(1,3,4)}(k^2)$	
$L = 4$ (dominant G -wave)	3^{+-}	$\sqrt{14/5} \cdot i\gamma_5X_{\mu_1\mu_2\mu_3}^{(3)}(k_\perp)\psi_n^{(0,3,3)}(k^2)$	
	3^{--}	$\sqrt{8/7} \cdot \gamma_\alpha X_{\mu_1\mu_2\mu_3\alpha}^{(4)}(k_\perp)\psi_n^{(1,4,3)}(k^2)$	
	4^{--}	$\sqrt{288/175s} \cdot i\varepsilon_{\gamma P k\alpha}Z_{\mu_1\mu_2\mu_3\mu_4,\alpha}^{(4)}(k_\perp)\psi_n^{(1,4,4)}(k^2)$	
	5^{--}	$\sqrt{16/35} \cdot \gamma_\alpha Z_{\mu_1\mu_2\mu_3\mu_4\mu_5,\alpha}^{(2)}(k_\perp)\psi_n^{(1,4,5)}(k^2)$	
	4^{+-}	$\sqrt{81/35} \cdot i\gamma_5X_{\mu_1\mu_4}^{(4)}(k_\perp)\psi_n^{(0,4,4)}(k^2)$	

We characterize the group of mesons by the index L . Recall that the index L does not select a pure angular momentum state, for example, the wave function $\gamma_\mu^\perp\psi_n^{(1,0,1)}(k^2)$ given in (1) for $(1^{--}, L=0)$ -system, being dominantly the S -wave state, contains an admixture of the D -wave.

As our calculations show, the ansatz (1) works well for the considered mesons.

2.1 Short-range interactions and confinement

As compared to the approach applied in [1, 2], now there is one more simplification, which relates to the choice of the interaction: here we consider the instantaneous interactions only. Such interaction worked well for the $b\bar{b}$ and $c\bar{c}$ systems [1, 2], hence it would be reasonable to start the investigation with similar hypothesis for the light quarks.

Recall that for the loosely bound states the equations to be solved are written in the momentum representation. Below, however, to be more illustrative we present interaction amplitudes in the coordinate space.

As before [1, 2], we use two types of the t -channel interactions: scalar, $(I \otimes I)$, and vector, $(\gamma_\nu \otimes \gamma_\mu)$, exchanges. We classify the interactions as being short-range,

$$V_{s-r}(r) = a + c e^{-\mu c r} + d \frac{e^{-\mu_d r}}{r}, \quad (2)$$

and long-range (or confinement) ones:

$$V_{conf}(r) = b r. \quad (3)$$

In the momentum representation, the interactions (2), (3) are written as the sets of the t -channel poles:

$$I_N(t_\perp, \mu) = \frac{4\pi(N+1)!}{(\mu^2 - t_\perp)^{N+2}} \sum_{j=0}^{N+1} (\mu + \sqrt{t_\perp})^{N+1-j} (\mu - \sqrt{t_\perp})^j. \quad (4)$$

We determine $t_\perp = (k_1^\perp - k_1'^\perp)_\mu (-k_2^\perp + k_2'^\perp)_\mu$, where momenta k_i and k_i' refer to quarks in the initial and intermediate states, here $(k_i^\perp, k_1 + k_2) = 0$ and $(k_i'^\perp, k_1' + k_2') = 0$ (for more detail see [1]). As is easy to see, the point $t_\perp = 0$ is not singular: the right-hand side of (4) is the sum of pole terms $1/(\mu^2 - t_\perp)^i$.

In the center-of-mass system, the pole functions $I_N(t_\perp)$ correspond to the right-hand side terms in (2), (3) as follows:

$$I_N(t_\perp) \rightarrow r^N e^{-\mu r}, \quad (5)$$

where the constant term in (2) is written as a limit $a I_0(t_\perp, \mu_{const} \rightarrow 0)$ and the confinement term (3) as $b I_1(t_\perp, \mu_{linear} \rightarrow 0)$. Actually, we choose for the calculation $\mu_{constant}$ and μ_{linear} of the order of 1 – 10 MeV (it was checked that the solutions for $n \leq 6$ are stable, when $\mu_{constant}$ and μ_{linear} vary in such interval).

We fit to the (n, M^2) -trajectories separately for the states with different L 's; but still we assume that the leading (confinement) singularity is common for all states (i.e., b in (3) is universal for all the L 's) while the short-range interactions may be different for different L . Here, we take leave of the pure potential approach used for the $b\bar{b}$ and $c\bar{c}$ systems in solutions *I*, *II*. Here, in fact, we adopt for the short-range interactions the ideology of the dispersion relation N/D -method where the N -functions for each wave may be considered independently.

So, we project $V_{s-r}(r)$ on the states with fixed L ,

$$\langle L|V_{s-r}(r)|L\rangle, \quad (6)$$

and fit to each group of mesons with this short-range amplitude, which is different for different L .

The fit gave us the following parameters for $L = 1, 2, 3, 4$ (all values in GeV):

Interaction	Wave	a	b	c	μ_c	d	μ_d
$(I \otimes I)$	$L = 0$	-2.860	0.150	5.057	0.410	0.221	0.410
	$L = 1$	-0.398	0.150	5.362	0.410	-2.270	0.210
	$L = 2$	8.407	0.150	6.866	0.110	-1.250	0.210
	$L = 3$	-0.281	0.150	5.243	0.110	-32.507	0.410
	$L = 4$	-1.912	0.150	3.8574	0.010	-3.3175	0.110
$(\gamma_\mu \otimes \gamma_\mu)$	$L = 0$	0.180	-0.150	0.060	0.610	0.656	0.010
	$L = 1$	0.971	-0.150	-1.888	0.610	0.664	0.010
	$L = 2$	1.804	-0.150	-2.135	0.610	0.405	0.010
	$L = 3$	1.239	-0.150	-12.823	0.710	0.588	0.010
	$L = 4$	1.548	-0.150	-2.5458	0.210	0.536	0.010

(7)

The fit requires the confinement terms $V_{conf}(r)$ of Eq. (3) for both scalar, $(I \otimes I)$, and vector, $(\gamma_\mu \otimes \gamma_\mu)$, exchanges, and the slopes of the potentials turn out to be approximately the same: $b_S \simeq -b_V$. In the final fit, we fix the slopes to be equal thus obtaining $b_S = |b_V| = 0.15 \text{ GeV}^2$.

The one-gluon exchange coupling $\alpha_s = \frac{3}{4}d_V$ is of the same order for all L 's, $\alpha_s \sim 0.4$ — this value looks quite reasonable and agrees with other estimates, see, for example, [14].

We put for the masses of the constituent quarks $m_u = m_d = 400 \text{ MeV}$ and $m_s = 500 \text{ MeV}$.

2.2 Masses and mean square radii of mesons with $L \leq 4$

Here, we present the results of calculations for the masses and mean square radii of the mesons with $L = 1, 2, 3, 4$. The mean square radius of quark–antiquark system is an important characteristic, which for highly excited states is related to the confinement forces; by considering them, it would be useful to keep in mind that for the pion $R^2 \simeq 10 \text{ GeV}^{-2}$.

By listing the experimentally observed states, we follow [15, 16, 17, 18].

2.2.1 Mesons of the ($L = 0$)-group

The calculation of the ($L = 0$)-states leads to the following masses (in MeV) and mean squared radii (R^2 in GeV^{-2}) for the ($10^{-+}, L = 0$) and ($11^{--}, L = 0$) mesons:

n	Meson	Mass	R^2	Meson	Mass	R^2
1	$\pi(140)$	546	12.91	$\rho(770)$	778	12.77
2	$\pi(1300)$	1309	33.94	$\rho(1450)$	1473	12.34
3	$\pi(1800)$	1771	62.26	$\rho(1830)$	1763	18.08
4	$\pi(2070)$	2009	29.02	$\rho(2110)$	2158	45.71
5	$\pi(2360)$	2429	29.86	—	2363	60.30
6	—	3075	25.07	—	2675	26.17 .

(8)

For isoscalar ($01^{--}, L = 0$) mesons, we assume ω and ϕ to be pure flavor states ($\omega = (u\bar{u} + d\bar{d})/\sqrt{2}$ and $\phi = s\bar{s}$) and obtain:

n	Meson	Mass	R^2	Meson	Mass	R^2
1	$\omega(780)$	778	12.77	$\phi(1020)$	938	16.20
2	$\omega(1420)$	1473	12.34	$\phi(1657)$	1541	21.29
3	$\omega(1800)$	1763	18.08	—	1907	22.18
4	$\omega(2150)$	2158	45.71	—	2327	31.88
5	—	2363	60.30	—	2601	78.03
6	—	2675	26.17	—	2757	23.84 .

(9)

The latest measurement of the mass $\phi(1680)$ provided the value 1623 ± 20 MeV [19], in the close agreement with the calculations.

2.2.2 Mesons of the ($L = 1$)-group

In the isovector sector, we obtain for ($10^{++}, L = 1$) and ($11^{++}, L = 1$) mesons:

n	Meson	Mass	R^2	Meson	Mass	R^2
1	$a_0(980)$	1035	7.19	$a_1(1230)$	1151	6.88
2	$a_0(1515)$	1496	13.57	$a_1(1640)$	1562	13.67
3	$a_0(1830)$	1884	21.63	$a_1(1970)$	1923	21.95
4	$a_0(2120)$	2208	30.72	$a_1(2270)$	2231	42.81
5	—	2488	42.78	—	2305	48.03
6	—	2777	39.98	—	2682	28.66 ,

(10)

and for $(12^{++}, L = 1)$ and $(11^{+-}, L = 1)$ ones:

n	Meson	Mass	R^2	Meson	Mass	R^2
1	$a_2(1320)$	1356	7.08	$b_1(1235)$	1168	7.01
2	$a_2(1660)$	1641	13.89	$b_1(1640)$	1567	13.67
3	$a_2(1950)$	1963	22.05	$b_1(1970)$	1928	21.73
4	$a_2(2255)$	2260	31.76	$b_1(2210)$	2240	31.03
5	—	2517	43.70	—	2548	34.70
6	—	2810	37.82	—	2927	32.32

The fitting to the $(02^{++}, L = 1)$ mesons is performed separately for $n\bar{n}$ and $s\bar{s}$ systems: the analysis of the decay couplings $f_2 \rightarrow K\bar{K}, \pi\pi, \eta\eta, \eta\eta'$ [17] argues that f_2 -mesons at $M \leq 2400$ MeV are nearly pure $n\bar{n}$ or $s\bar{s}$ states. Analogous arguments follow from the data on $\pi^-p \rightarrow \phi\phi p$ [18]. We have:

n	Meson ($n\bar{n}$)	Mass	R^2	Meson ($s\bar{s}$)	Mass	R^2
1	$f_2(1285)$	1356	7.08	$f_2(1525)$	1608	6.52
2	$f_2(1580)$	1641	13.89	$f_2(1755)$	1855	11.88
3	$f_2(1920)$	1963	22.05	$f_2(2120)$	2162	18.76
4	$f_2(2240)$	2260	31.76	$f_2(2410)$	2454	26.27
5	—	2516	43.70	—	2731	36.42
6	—	2809	37.82	—	2990	40.62

Let us stress that the fit gives us comparatively small values for $R^2[f_2(1285)]$ and $R^2[f_2(1525)]$, ($\simeq 7 \text{ GeV}^{-2}$): just such small values are required by the $\gamma\gamma$ decays of these tensor mesons, see [20].

2.2.3 Mesons of the $(L = 2)$ -group

We have the masses and mean square radii (in Mev) for the dominant ($^1D_2, I_{q\bar{q}} = 1$) and ($^3D_1, I_{q\bar{q}} = 1$) systems:

n	Meson	Mass	R^2	Meson	Mass	R^2
1	$\pi_2(1670)$	1700	5.81	$\rho(1690)$	1701	8.14
2	$\pi_2(2005)$	1937	11.53	$\rho(2010)$	1992	15.26
3	$\pi_2(2245)$	2348	16.44	$\rho(2260)$	2212	31.44
4	$\pi_2(2510)$	2637	22.98	—	2515	30.33
5	—	2914	28.70	—	2743	11.24

for the dominant ($^3D_3, I_{q\bar{q}} = 1$) and ($^3D_1, I_{q\bar{q}} = 0$) systems:

n	Meson	Mass	Meson	Mass
1	$\rho_3(1688)$	1671	$\omega_1(1640)$	1701
2	$\rho_3(1982)$	1987	$\omega_1(1920)$	1992
3	$\rho_3(2250)$	2376	$\omega_1(2295)$	2212
4	—	2705	—	2515
5	—	2991	—	2743

and for the dominant (${}^3D_3, I_{q\bar{q}} = 0$) and (${}^3D_1 s\bar{s}$) systems:

n	Meson	Mass	Meson	Mass
1	$\omega_3(1670)$	1671	$\phi_3(1850)$	1850
2	$\omega_3(1960)$	1987	$\phi_3(2150)$	2150
3	$\omega_3(2295)$	2376	$\phi_3(2450)$	2450
4	—	2705	$\phi_3(2640)$	2514
5	—	2991	—	2617

(15)

2.2.4 Mesons of the ($L = 3$)-group

We calculate the following $q\bar{q}$ -mesons with dominant F -wave: in the ($I = 1$) sector,

n	Meson	Mass	R^2	Meson	Mass
1	$a_2(2030)$	2019	10.88	$a_3(2030)$	2062
2	$a_2(2310)$	2263	22.42	$a_3(2275)$	2314
3	—	2460	29.63	—	2585
4	—	2847	37.00	—	2938
5	—	3360	38.11	—	3390

(16)

and

n	Meson	Mass	Meson	Mass
1	$b_3(2020)$	2013	$a_4(2005)$	2018
2	$b_3(2245)$	2291	$a_4(2255)$	2333
3	$b_3(2520)$	2538	—	2493
4	$b_3(2740)$	2706	—	2659
5	—	3065	—	3059

(17)

and in the ($I = 0$) sector,

n	Meson ($n\bar{n}$)	Mass	Meson ($s\bar{s}$)	Mass
1	$f_2(2020)$	2018	$f_2(2340)$	2315
2	$f_2(2300)$	2262	—	2498
3	—	2460	—	2770
4	—	2846	—	3136
5	—	3360	—	3591

(18)

2.2.5 Mesons of the ($L = 4$)-group

In the ($L = 4$)-group, we calculate the lightest mesons:

n	Meson	Mass	Meson	Mass
1	$\rho_3(2260)$	2252	$\pi_4(2250)$	2257
2	—	2482	—	2516
3	—	2746	—	2842
4	—	3131	—	3268
5	—	3607	—	3760 .

(19)

2.3 Trajectories in the (n, M^2)-planes

In Figs. 1,2,3, one may see the $q\bar{q}$ -trajectories in the (n, M^2) planes (bold numbers stand for the predicted states).

In Fig. 1, we show the trajectories for the ($L = 0$)-group:

$$\begin{aligned}
[\pi(10^{-+}, L = 0)] &= [\pi(140), \pi(1300), \pi(1800), \pi(2070), \pi(2360), \pi(\mathbf{3075})], \\
[\rho(11^{--}, L = 0)] &= [\rho(770), \rho(1450), \rho(1830), \rho(2110), \rho(\mathbf{2363}), \rho(\mathbf{2675})], \\
[\omega(01^{--}, L = 0)] &= [\omega(780), \omega(1420), \omega(1800), \omega(2150), \omega(\mathbf{2363}), \omega(\mathbf{2675})], \\
[\phi(01^{--}, L = 0)] &= [\phi(1020), \phi(1657), \phi(\mathbf{1907}), \phi(\mathbf{2327}), \phi(\mathbf{2601}), \phi(\mathbf{2757})] ,
\end{aligned}
\tag{20}$$

and ($L = 2$)-group:

$$\begin{aligned}
[\pi(12^{-+}, L = 2)] &= [\pi(1670), \pi(2005), \pi(2245), \pi(2510)], \\
[\rho(11^{--}, L = 2)] &= [\rho(1690), \rho(2010), \rho(2260), \rho(\mathbf{2515}), \rho(\mathbf{2743})], \\
[\omega(01^{--}, L = 2)] &= [\omega(1640), \omega(1920), \omega(2295), \omega(\mathbf{2515}), \omega(\mathbf{2743})] .
\end{aligned}
\tag{21}$$

In Fig. 2, we demonstrate the $L = 1$ and $L = 3$ trajectories. We have for $L = 1$:

$$\begin{aligned}
[a(10^{++}, L = 1)] &= [a_0(1000), a_0(1515), a_0(1830), a_0(2120)], \\
[a(11^{++}, L = 1)] &= [a_1(1230), a_1(1640), a_1(1970), a_1(2270)], \\
[a(12^{++}, L = 1)] &= [a_2(1308), a_2(1660), a_2(1950), a_2(2255)], \\
[b(11^{+-}, L = 1)] &= [b_1(1235), b_1(1640), b_1(1970), b_1(2210)], \\
[f(02^{++}, n\bar{n}, L = 1)] &= [f_2(1285), f_2(1580), f_2(1920), f_2(2240)], \\
[f(02^{++}, s\bar{s}, L = 1)] &= [f_2(1525), f_2(1755), f_2(2120), f_2(2410)] ,
\end{aligned}
\tag{22}$$

and for $L = 3$:

$$\begin{aligned}
[a(12^{++}, L = 3)] &= [a_2(2030), a_2(2310), a_2(\mathbf{2460}), a_2(\mathbf{2847})], \\
[a(10^{++}, L = 3)] &= [a_3(2030), a_3(2275), a_3(\mathbf{2585}), a_3(\mathbf{2938})],
\end{aligned}
\tag{23}$$

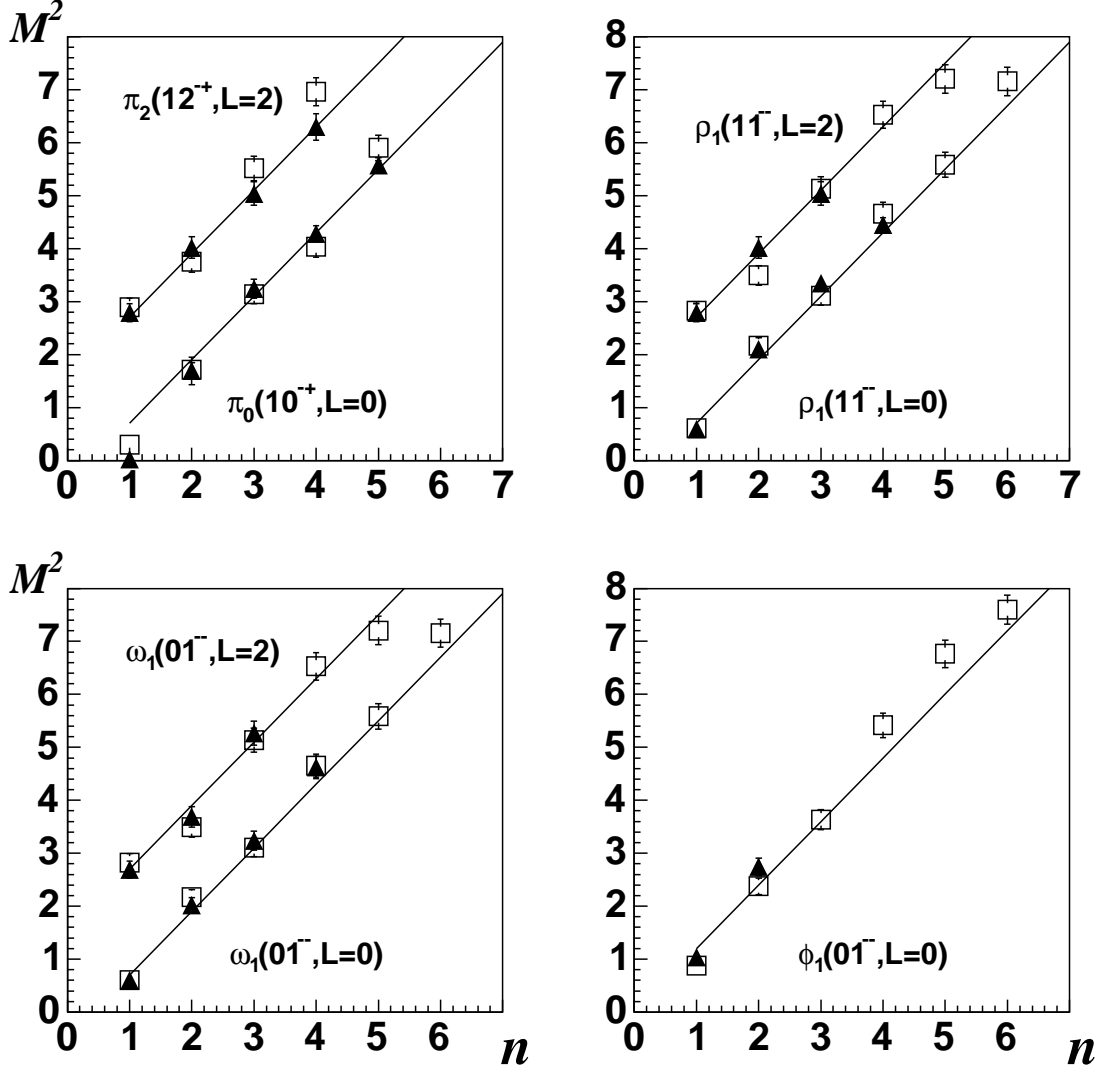


Figure 1: The ($L = 0$) and ($L = 2$) trajectories on the (n, M^2)-planes, see Eqs. (20) and (21). Open squares stand for the calculated masses. Thin lines represent linear trajectories, Eq. (26), with $\mu = 1.2 \text{ GeV}^2$.

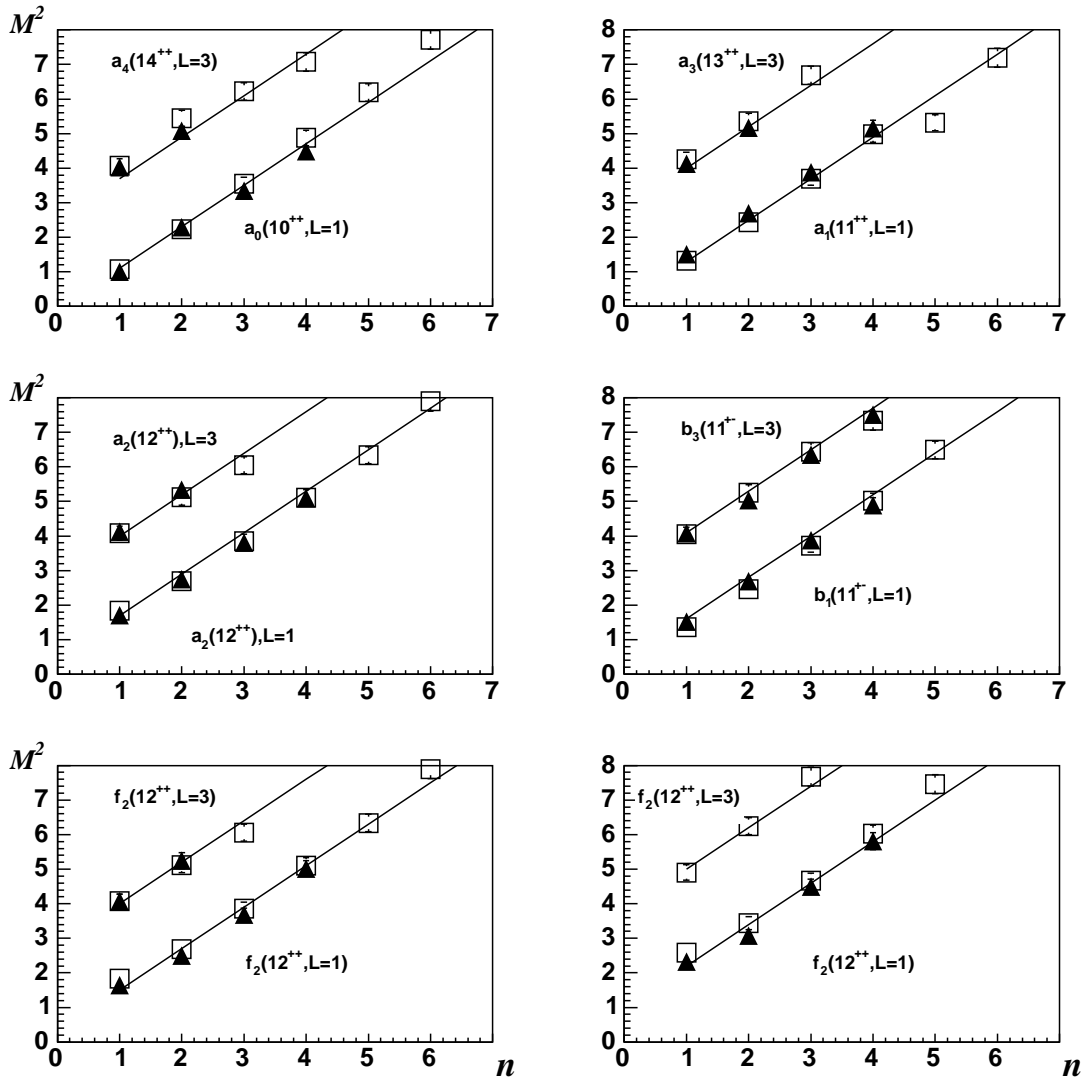


Figure 2: The ($L = 1$) and ($L = 3$) trajectories on the (n, M^2) -planes, see Eqs. (22) and (23). The notations are as in Fig. 1.

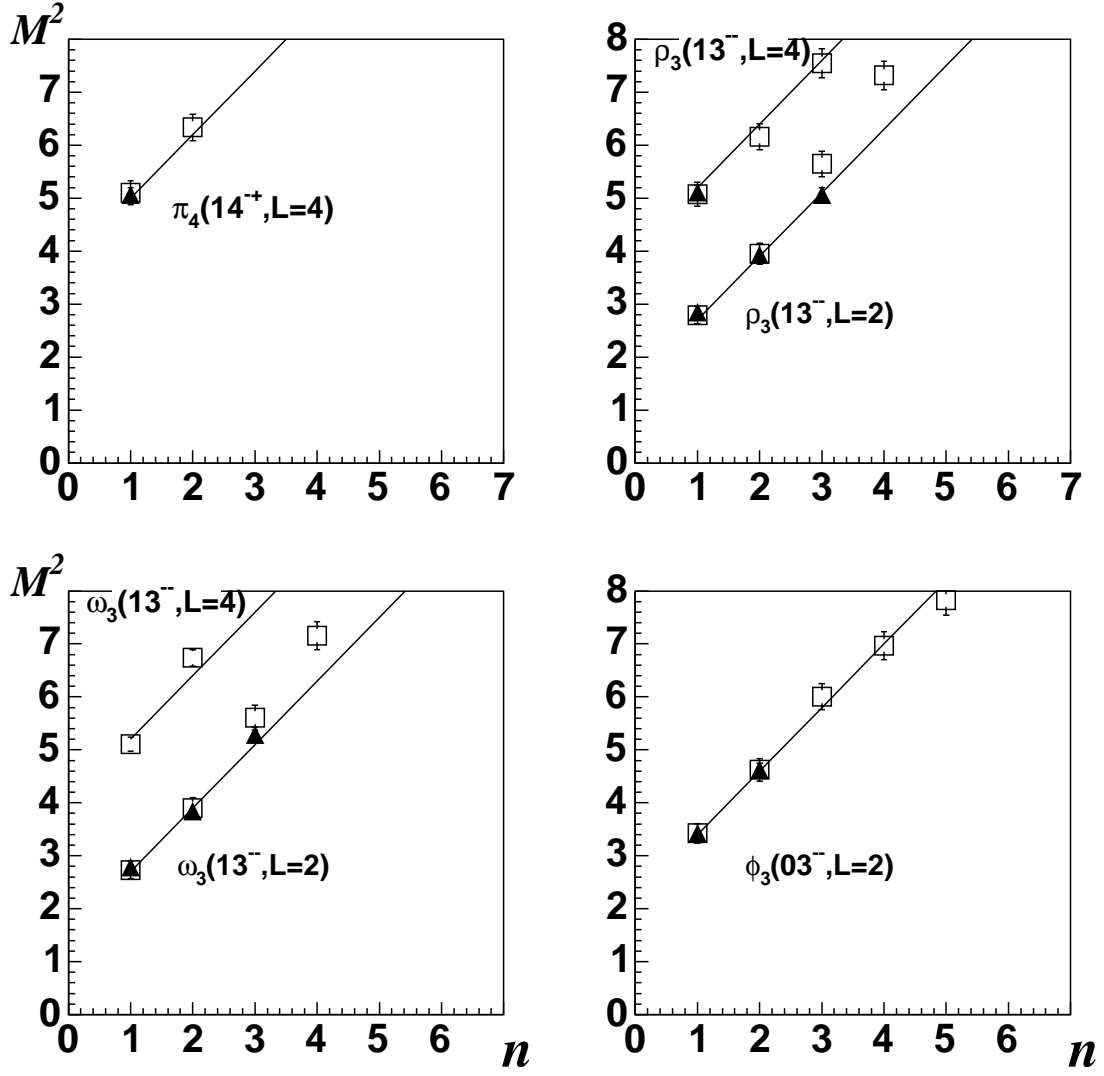


Figure 3: The $(L = 2)$ and $(L = 4)$ trajectories on the (n, M^2) -planes, see Eqs. (24) and (25). The notations are as in Fig. 1.

$$\begin{aligned}
[a(11^{++}, L = 3)] &= [a_4(2005), a_4(2255), a_4(\mathbf{2493}), a_4(\mathbf{2659})], \\
[b(11^{+-}, L = 3)] &= [b_3(2020), b_3(2245), b_3(2520), b_3(2740)], \\
[f(02^{++}, n\bar{n}, L = 3)] &= [f_2(2020), f_2(2290), f_2(\mathbf{2460}), f_2(\mathbf{2846})], \\
[f(02^{++}, s\bar{s}, L = 3)] &= [f_2(2340), f_2(\mathbf{2498}), f_2(\mathbf{2770}), f_2(\mathbf{3136})].
\end{aligned}$$

The trajectories for the $L = 2$ and $L = 4$ groups are shown in Fig. 3:

$$\begin{aligned}
[\rho(13^{--}, L = 2)] &= [\rho_3(1688), \rho_3(1982), \rho_3(2250), \rho_3(\mathbf{2705}), \rho_3(\mathbf{2991})], \\
[\omega(03^{--}, L = 2)] &= [\omega_3(1640), \omega_3(1920), \omega_3(2295), \omega_3(\mathbf{2705}), \omega_3(\mathbf{2991})], \\
[\phi(03^{--}, L = 2)] &= [\phi_3(1850), \phi_3(2150), \phi_3(2450), \phi_3(2640), \phi_3(\mathbf{2617})],
\end{aligned} \tag{24}$$

and

$$\begin{aligned}
[\pi(14^{-+}, L = 4)] &= [\pi_4(2250), \pi_4(\mathbf{2516}), \pi_4(\mathbf{2842}), \pi_4(\mathbf{3268})], \\
[\rho(13^{--}, L = 4)] &= [\rho_3(2260), \rho_3(\mathbf{2482}), \rho_3(\mathbf{2746}), \rho_3(\mathbf{3131}), \rho_3(\mathbf{3607})], \\
[\omega(03^{--}, L = 4)] &= [\omega_3(\mathbf{2252}), \omega_3(\mathbf{2482}), \omega_3(\mathbf{2746}), \omega_3(\mathbf{3131}), \omega_3(\mathbf{3607})].
\end{aligned} \tag{25}$$

In agreement with the observation [21], all trajectories are linear, with a good accuracy:

$$M^2 = M_0^2 + \mu^2(n - 1), \tag{26}$$

and have a universal slope:

$$\mu^2 \simeq 1.2 \text{ GeV}^2. \tag{27}$$

3 Radiative decays

The main source of the information on the wave functions of the $q\bar{q}$ states is the two-photon meson decays. The matter is that the two-photon decay amplitude is the convolution of meson wave function and the quark component of the photon wave function [22]. The light-quark component of the photon is rather reliably determined at present time [23]. In this

way, we calculate the widths for the two-photon decays as follows:

$q\bar{q}$ -state	Process	Data (keV)	Fit (keV)
1^1S_0	$\pi(140) \rightarrow \gamma\gamma$	0.007	0.005
1^1S_0	$\pi(1300) \rightarrow \gamma\gamma$	—	3.742
1^1S_0	$\pi(1800) \rightarrow \gamma\gamma$	—	8.466
1^3P_0	$a_0(980) \rightarrow \gamma\gamma$	0.300 ± 0.100	0.340
1^3P_0	$a_0(1515) \rightarrow \gamma\gamma$	—	0.224
1^3P_0	$a_0(1830) \rightarrow \gamma\gamma$	—	0.186
1^3P_2	$a_2(1320) \rightarrow \gamma\gamma$	1.00 ± 0.06	1.045
1^3P_2	$a_2(1660) \rightarrow \gamma\gamma$	—	0.821
1^3P_2	$a_2(1950) \rightarrow \gamma\gamma$	—	0.699
$1^3P_2 n\bar{n}$	$f_2(1285) \rightarrow \gamma\gamma$	2.71 ± 0.25	2.946
$1^3P_2 n\bar{n}$	$f_2(1580) \rightarrow \gamma\gamma$	—	2.396
$1^3P_2 n\bar{n}$	$f_2(1920) \rightarrow \gamma\gamma$	—	1.971
$1^3P_2 s\bar{s}$	$f_2(1525) \rightarrow \gamma\gamma$	0.10 ± 0.01	0.135
$1^3P_2 s\bar{s}$	$f_2(1755) \rightarrow \gamma\gamma$	—	0.118
$1^3P_2 s\bar{s}$	$f_2(2120) \rightarrow \gamma\gamma$	—	0.097

Concerning the measured widths, we have a good agreement with the calculated magnitudes. One should pay attention to the proximity of the calculated width $\Gamma(\pi^0 \rightarrow \gamma\gamma) \simeq 0.005$ keV and experimental value (in the calculation, the real mass of pion was taken for the phase space). This proximity tells us that the calculated wave function is close to the real one, despite a large difference between real and calculated pion masses. The information on the radiative decays of vector mesons tells us the same:

Process	Data (keV)	Fit (keV)
$\rho^+(770) \rightarrow \gamma\pi^+(140)$	68 ± 7	36
$\omega(780) \rightarrow \gamma\pi^0(135)$	758 ± 25	323

One may see the qualitative agreement with data (the difference of amplitudes is of the order of 40%, being slightly larger than in $\pi^0 \rightarrow \gamma\gamma$); still, let us underline that the decays $V \rightarrow \gamma P$ are determined by the $M1$ transitions, which are sensitive to the presence of the small contributions initiated by the anomalous magnetic moment, e.g., see the discussion in [24, 25]). One may think that the corrections to the $\pi(140)$ mass and its wave function can be easily reached in the standard way, with instanton-induced interaction (e.g., see [26, 27] and references therein). From this point of view, typical are the results obtained in [27], where the bootstrap quark model was considered for the three lowest meson nonets $1^1S_0, 3^1S_0, 3^3P_0$. Without instanton-induced interactions, the pion mass was obtained to equal ~ 500 MeV, while the input of these forces in the calculation made the pion mass to be near 140 MeV. But we are not interested in the precise description of the pion, not dealing with this problem right now.

We have a good description of the available experimental data for $V \rightarrow e^+e^-$:

Process	Data	Fit	
$\rho(770) \rightarrow e^+e^-$	7.02 ± 0.11	7.260	
$\rho(1450) \rightarrow e^+e^-$	—	3.280	
$\rho(1830) \rightarrow e^+e^-$	—	2.790	
$\rho(2110) \rightarrow e^+e^-$	—	2.431	
$\omega(780) \rightarrow e^+e^-$	0.60 ± 0.02	0.776	(30)
$\omega(1420) \rightarrow e^+e^-$	—	0.388	
$\omega(1800) \rightarrow e^+e^-$	—	0.326	
$\omega(2150) \rightarrow e^+e^-$	—	0.255	
$\phi(1020) \rightarrow e^+e^-$	1.27 ± 0.04	1.353	
$\phi(1657) \rightarrow e^+e^-$	—	0.985	

These decays are determined by the convolution of the vector meson wave functions and the $\gamma \rightarrow q\bar{q}$ vertex, whose parameters were found in [23].

4 Conclusion

We have a good description of mesons treated as the bound states of constituent quarks: the masses of mesons with one flavor component lay on the linear trajectories in the (n, M^2) -plane. Also we have a not bad coincidence of the measured and calculated widths of the radiative decays, though one should underline a scarcity of the available data.

The main purpose of our investigation of the light quark sector is to determine the characteristics of the leading t -channel singularities (confinement singularities or, in the language of potentials, the confinement potentials $V_{conf}(r) \sim br$). Our solution requires the scalar and vector t -channel exchanges; in the color space this is an exchange of the quantum numbers $c = 1 + 8$ (pure octet exchange is also possible).

We have described the data assuming for the scalar and vector exchanges the "confinement singularity couplings" to be equal to each other (we mean the equality of slopes for the scalar and vector confinement potentials: $b_S = |b_V|$). We do not know to what extent these magnitudes may differ; for such a study, a more abundant data are needed, first of all, the data on the radiative decays. But one statement may be pronounced, that is, if $b_V = 0$, the description of data is violated. Note that the variant with $b_V \neq 0$ was frequently discussed, e.g., see [7] and references therein.

We pay a considerable attention to the obtained wave functions. The matter is that, to reconstruct the interaction, the only knowledge on the mass levels is not enough — one should know the wave functions of mesons (see the discussion in [12]). Because of that, a simultaneous presentation of the calculated levels and their wave functions is absolutely necessary for both understanding the results and the verification of predictions.

Acknowledgments

We thank A.V. Anisovich, Y.I. Azimov, G.S. Danilov, I.T. Dyatlov, L.N. Lipatov, V.Y. Petrov, H.R. Petry and M.G. Ryskin for useful discussions.

This work was supported by the Russian Foundation for Basic Research, project no. 04-02-17091.

Appendix. Wave function of the quark-antiquark states

Tables 1–8 give us the $c_i(S, L, J; n)$ coefficients, which determine the wave functions $\psi^{(S,L,J)}_{(n)}$ according to the following formula:

$$\psi^{(S,L,J)}_{(n)}(k^2) = e^{-\beta k^2} \sum_{i=1}^9 c_i(S, L, J; n) k^{i-1},$$

where $k^2 \equiv \mathbf{k}^2$ (recall that $s = 4m^2 + 4\mathbf{k}^2$). As in the previous papers [1, 2], we fix the fitting parameter $\beta = 1.2 \text{ GeV}^{-2}$. Normalization condition for $\psi^{(S,L,J)}_{(n)}(k^2)$ is presented in [1]. In Figs. 4–24, we demonstrate these wave functions.

Table 1: Constants $c_i(S, L, J; n)$ (in GeV units) for the wave functions of mesons with $L = 0$

	$\pi(1S)$	$\pi(2S)$	$\pi(3S)$	$\pi(4S)$	$\pi(5S)$	$\pi(6S)$
i	$\psi_1^{(0,0,0)}$	$\psi_2^{(0,0,0)}$	$\psi_3^{(0,0,0)}$	$\psi_4^{(0,0,0)}$	$\psi_5^{(0,0,0)}$	$\psi_6^{(0,0,0)}$
1	51.6431	132.0357	-349.9543	110.9733	110.9373	-0.9078
2	-75.4242	-3416.0503	5923.8110	-1026.4241	-1406.4444	375.4569
3	-786.2797	26717.9980	-38671.3217	2223.1070	5487.4805	-5136.3924
4	3369.5822	-97897.7802	130528.4044	2962.3226	-6767.6992	26313.9583
5	-5983.5800	197748.6733	-253088.3937	-18810.8623	-6068.5199	-66856.4436
6	5700.2596	-232791.3934	291304.4722	31139.4532	24696.4108	92630.1398
7	-2952.2781	155832.6476	-192356.5330	-24525.2288	-25534.2375	-69743.1180
8	694.6688	-49062.0292	60017.9674	8448.0874	10222.6874	23922.9142
9	12.5202	-621.4046	758.7418	136.3225	162.3905	366.0005
10	-48.0334	3035.1343	-3694.9898	-640.7132	-805.2658	-1749.6336
11	21.9467	856.9842	-1008.6265	-102.4872	-272.4831	-403.0727
12	-3.5217	-520.0370	621.5647	85.9917	156.4406	275.8358
13	-3.5146	-13.0445	10.2613	-0.6161	17.9941	10.0999
14	0.7801	-22.6780	28.7625	4.4634	2.7902	11.2089
	$\rho_1(1S)$	$\rho_1(2S)$	$\rho_1(3S)$	$\rho_1(4S)$	$\rho_1(5S)$	$\rho_1(6S)$
i	$\psi_1^{(1,0,1)}$	$\psi_2^{(1,2,1)}$	$\psi_3^{(1,0,1)}$	$\psi_4^{(1,2,1)}$	$\psi_5^{(1,0,1)}$	$\psi_6^{(1,2,1)}$
1	44.2644	-47.0541	34.4676	256.1470	-324.1004	88.8577
2	147.9287	96.4391	367.3542	-3816.4658	6084.9026	-2239.2771
3	-2576.7481	1694.4435	-6627.1107	21285.8878	-41681.2603	19191.2661
4	10145.9141	-8835.1303	31300.6081	-61891.6195	143324.3794	-78486.1587
5	-20331.5277	18954.3680	-72495.7682	106967.9533	-280751.9128	176402.4007
6	23805.7270	-21715.0204	95497.7091	-115547.6449	329759.5447	-232126.0612
7	-16569.8166	13585.9932	-73882.6198	77608.2218	-231221.1727	180168.7079
8	6338.4464	-3952.2967	31633.5665	-29980.2983	88892.1822	-76972.7416
9	-941.1781	119.3938	-5588.5913	4927.5676	-13196.2908	13344.7807
10	-59.0451	26.4018	-333.1001	258.1260	-807.8113	812.7029
11	-16.0783	88.7553	43.2902	-25.9820	-250.3708	-36.0072
12	5.1228	-4.9922	23.4994	-20.3851	71.5941	-61.2100
13	6.8825	-1.8124	41.0982	-31.6383	94.3662	-99.2026
14	1.6305	-10.0019	-4.8100	4.6716	27.0834	2.6292
	$\phi_1(1S)$	$\phi_1(2S)$	$\phi_1(3S)$	$\phi_1(4S)$	$\phi_1(5S)$	$\phi_1(6S)$
i	$\psi_1^{(1,0,1)}$	$\psi_2^{(1,0,1)}$	$\psi_3^{(1,0,1)}$	$\psi_4^{(1,0,1)}$	$\psi_5^{(1,0,1)}$	$\psi_6^{(1,0,1)}$
1	38.1719	22.5404	18.7861	-155.5852	352.9271	-4.8085
2	295.3927	455.1981	-1230.3142	2157.2573	-6466.3709	465.4045
3	-3779.0011	-6708.1413	12765.6782	-10539.3998	44222.2695	-6120.4969
4	14301.6996	29467.5970	-55150.4290	24553.7589	-153801.5356	31536.5301
5	-28058.4828	-64106.0823	124464.2583	-29951.3912	306175.2572	-82073.3650
6	32216.1179	78849.9255	-160153.3914	18670.2471	-364490.5335	118456.4867
7	-21842.1492	-55788.5163	118449.6452	-4559.7279	256109.3681	-95983.8513
8	7927.7781	20463.3729	-45841.3613	-70.1676	-95377.6143	40024.2265
9	-966.9874	-1991.3079	5864.5150	-593.6420	11176.9161	-5694.0353
10	-90.8323	-733.5016	492.0410	687.7279	1865.1290	-136.7890
11	-82.7179	49.7887	627.7072	-267.6848	620.4204	-862.0290
12	39.8748	-41.6052	-314.5589	144.9254	-281.0109	457.1299
13	-1.5923	81.4695	33.7649	-103.1123	-107.7827	-106.6717
14	5.9723	-17.3877	-49.2034	36.1700	-25.2992	78.3968

Table 2: Constants $c_i(S, L, J; n)$ (in GeV) for the wave functions of mesons with $L = 1$

	$a_0(1P)$	$a_0(2P)$	$a_0(3P)$	$a_0(4P)$	$a_0(5P)$	$a_0(6P)$
i	$\psi_1^{(1,1,0)}$	$\psi_2^{(1,1,0)}$	$\psi_3^{(1,1,0)}$	$\psi_4^{(1,1,0)}$	$\psi_5^{(1,1,0)}$	$\psi_6^{(1,1,0)}$
1	42.4371	79.7654	181.7393	552.3046	-1290.4221	1321.1855
2	8.2985	174.5586	52.8948	-3509.0430	13116.2453	-15761.5826
3	-119.5112	-1866.0998	-4767.6115	6343.4037	-50766.6682	71435.2573
4	9.0451	3990.4439	14898.6777	302.5701	98912.8327	-162408.9215
5	205.9024	-4036.6287	-19963.7100	-12748.5059	-105685.8815	201420.7033
6	-213.0162	2137.9247	13294.9892	14124.0468	60954.8263	-133873.7864
7	74.1245	-506.2077	-3795.7597	-5290.2962	-15642.5766	39165.6001
8	-0.0217	0.1123	0.5500	0.9631	3.0992	-7.4621
9	-0.9078	8.6218	6.4111	-28.7501	206.0889	-207.3682
10	-2.2698	1.2428	131.1635	328.4528	181.1010	-1298.3571
11	0.0222	2.9563	-20.0748	-66.3260	41.3323	157.1372
12	-0.1182	0.3410	2.4538	8.2962	7.3024	-36.4266
13	0.4600	-1.3504	-10.9087	-31.1803	-34.2322	142.7045
14	-0.1234	0.1221	3.0370	11.2496	2.2632	-36.3022
	$a_1(1P)$	$a_1(2P)$	$a_1(3P)$	$a_1(4P)$	$a_1(5P)$	$a_1(6P)$
i	$\psi_1^{(1,1,1)}$	$\psi_2^{(1,1,1)}$	$\psi_3^{(1,1,1)}$	$\psi_4^{(1,1,1)}$	$\psi_5^{(1,1,1)}$	$\psi_6^{(1,1,1)}$
1	34.2013	-52.2565	71.0776	-1306.0665	1501.5463	-457.8522
2	73.3267	-512.9001	1204.0408	12858.8666	-17980.8928	6811.9717
3	-618.2493	4043.3457	-10596.7170	-51117.9731	84263.2503	-37499.1623
4	1388.6534	-10764.8858	32068.1009	109346.2651	-206029.5860	103756.0404
5	-1689.1914	15097.5031	-49715.6179	-138966.7394	291090.4795	-161427.9679
6	1232.9066	-12248.3958	43471.4387	106983.3914	-243452.1939	145646.8677
7	-517.8134	5556.0836	-20871.7341	-47028.6214	114256.7199	-72620.6093
8	96.2280	-1092.2494	4300.7002	9062.0454	-23245.5299	15532.7919
9	4.1967	-48.5233	198.3314	389.4796	-1061.4740	755.4667
10	-1.8198	17.2571	-84.5512	-141.4949	443.4312	-350.3904
11	-0.0465	4.6670	-18.9098	-31.8081	99.1522	-77.0194
12	-0.7730	9.1757	-35.9839	-75.0456	195.1395	-133.3575
13	0.2384	-3.1342	13.5568	24.7992	-72.1201	54.0402
14	0.0291	-0.5382	1.7905	4.2442	-9.9964	6.2249
	$a_2(1P)$	$a_2(2P)$	$a_2(3P)$	$a_2(4P)$	$a_2(5P)$	$a_2(6P)$
i	$\psi_1^{(1,1,2)}$	$\psi_2^{(1,1,2)}$	$\psi_3^{(1,1,2)}$	$\psi_4^{(1,1,2)}$	$\psi_5^{(1,1,2)}$	$\psi_6^{(1,1,2)}$
1	32.2197	-77.8059	-210.1186	647.4775	-1283.4171	-1100.4179
2	20.0217	-166.6368	408.0845	-4983.7876	13525.0336	13244.2352
3	-216.6993	2089.0668	2776.4236	14397.9264	-55685.6519	-61558.2594
4	312.8691	-5329.3392	-11625.2497	-20482.8168	119270.9988	146729.0492
5	-175.0944	6698.4919	18318.0652	15619.1465	-146634.2681	-197055.7611
6	9.4278	-4684.8164	-14419.4714	-6876.1351	105022.3635	150004.9984
7	29.2027	1719.0994	5260.0087	2638.3256	-40469.9671	-58080.7068
8	-8.1701	-222.0968	-331.7885	-1248.4030	5911.0500	6575.8334
9	0.1830	5.3827	10.6671	19.1829	-120.3026	-143.1095
10	-1.1814	-45.6707	-345.7367	472.1850	905.6950	2576.6751
11	0.5240	22.7561	171.3334	-229.4744	-473.8713	-1319.8969
12	0.1126	-0.8057	-11.5255	20.2313	12.2486	68.1575
13	-0.0765	-1.1308	-6.0498	5.8793	26.0189	57.1325
14	0.0119	0.0191	-0.3484	0.8055	-0.0988	2.1049

Table 3: Constants $c_i(S, L, J; n)$ (in GeV) for the wave functions of mesons with $L = 1$

	$b_1(1P)$	$b_1(2P)$	$b_1(3P)$	$b_1(4P)$	$b_1(5P)$	$b_1(6P)$
i	$\psi_1^{(0,1,1)}$	$\psi_2^{(0,1,1)}$	$\psi_3^{(0,1,1)}$	$\psi_4^{(0,1,1)}$	$\psi_5^{(0,1,1)}$	$\psi_6^{(0,1,1)}$
1	39.8521	-101.1249	289.7289	-676.1740	913.4728	-867.3699
2	27.9683	59.8776	-1349.0671	5529.2711	-9320.4160	9958.0589
3	-436.3532	1394.5931	1204.7709	-17483.5077	37240.3064	-44614.6046
4	963.5384	-4304.2438	3319.6286	28515.1031	-77936.1123	104095.0015
5	-1103.7396	5943.5023	-8934.1761	-26716.8499	95207.1565	-140358.8466
6	766.6038	-4579.2220	9021.3411	15134.0348	-70394.1107	112613.0501
7	-323.2662	1989.9446	-4456.2065	-5436.3308	30713.5583	-51719.4569
8	72.5557	-418.6745	922.3306	1319.3334	-6909.2056	11497.3761
9	-7.9236	32.9892	-72.1173	-124.7161	590.7466	-955.0237
10	5.9239	-29.6551	128.3077	-100.6490	-307.4354	854.7824
11	-3.9474	19.7152	-78.8994	45.7275	228.3113	-575.0888
12	-0.0915	-0.0605	2.2162	-7.7219	9.0296	-2.3901
13	0.8846	-3.3118	9.6400	5.8656	-54.4779	100.5059
14	-0.1937	0.6423	-1.6426	-2.0444	11.6284	-19.5816
	$f_2(1Pn\bar{n})$	$f_2(2Pn\bar{n})$	$f_2(3Pn\bar{n})$	$f_2(4Pn\bar{n})$	$f_2(5Pn\bar{n})$	$f_2(6Pn\bar{n})$
i	$\psi_1^{(1,1,2)}$	$\psi_2^{(1,1,2)}$	$\psi_3^{(1,1,2)}$	$\psi_4^{(1,1,2)}$	$\psi_5^{(1,1,2)}$	$\psi_6^{(1,1,2)}$
1	32.2197	-77.8059	-210.1186	647.4775	-1283.4171	-1100.4179
2	20.0217	-166.6368	408.0845	-4983.7876	13525.0336	13244.2352
3	-216.6993	2089.0668	2776.4236	14397.9264	-55685.6519	-61558.2594
4	312.8691	-5329.3392	-11625.2497	-20482.8168	119270.9988	146729.0492
5	-175.0944	6698.4919	18318.0652	15619.1465	-146634.2681	-197055.7611
6	9.4278	-4684.8164	-14419.4714	-6876.1351	105022.3635	150004.9984
7	29.2027	1719.0994	5260.0087	2638.3256	-40469.9671	-58080.7068
8	-8.1701	-222.0968	-331.7885	-1248.4030	5911.0500	6575.8334
9	0.1830	5.3827	10.6671	19.1829	-120.3026	-143.1095
10	-1.1814	-45.6707	-345.7367	472.1850	905.6950	2576.6751
11	0.5240	22.7561	171.3334	-229.4744	-473.8713	-1319.8969
12	0.1126	-0.8057	-11.5255	20.2313	12.2486	68.1575
13	-0.0765	-1.1308	-6.0498	5.8793	26.0189	57.1325
14	0.0119	0.0191	-0.3484	0.8055	-0.0988	2.1049
	$f_2(1Ps\bar{s})$	$f_2(2Ps\bar{s})$	$f_2(3Ps\bar{s})$	$f_2(4Ps\bar{s})$	$f_2(5Ps\bar{s})$	$f_2(6Ps\bar{s})$
i	$\psi_1^{(1,1,2)}$	$\psi_2^{(1,1,2)}$	$\psi_3^{(1,1,2)}$	$\psi_4^{(1,1,2)}$	$\psi_5^{(1,1,2)}$	$\psi_6^{(1,1,2)}$
1	31.7635	56.6130	116.4500	-335.2025	-895.9262	1168.5391
2	17.1760	173.3018	238.3886	1676.4843	8581.7170	-13412.9461
3	-198.4308	-1678.8511	-4390.6973	-769.7939	-31884.4208	59912.8528
4	253.7153	3908.3915	13430.5011	-8815.0581	61154.1382	-138251.2620
5	-82.1767	-4519.2423	-19130.0911	20834.4424	-67025.8946	181311.7783
6	-62.1099	2925.2396	14509.7708	-19967.1900	43185.3719	-136704.6221
7	50.6343	-1020.4285	-5488.1799	8382.9610	-15875.6151	54360.2519
8	-5.5760	147.7925	618.3152	-700.6968	2950.0850	-7789.1900
9	0.0151	-7.7254	-21.7562	7.8155	-135.8152	262.5597
10	-4.3365	13.8302	222.9730	-583.6364	-93.1980	-1617.7140
11	2.0929	-5.9821	-111.4150	297.6236	53.7367	834.0838
12	-0.0292	0.2070	7.0651	-17.9093	-8.1068	-38.8087
13	-0.1078	0.2639	3.6654	-10.2888	0.1797	-34.3046
14	0.0015	-0.0397	0.3942	-1.3137	-1.1680	-2.4689

Table 4: Constants $c_i(S, L, J; n)$ (in GeV) for the wave functions of mesons with $L = 2$

	$\rho_1(1D)$	$\rho_1(2D)$	$\rho_1(3D)$	$\rho_1(4D)$	$\rho_1(5D)$	$\rho_1(6D)$
i	$\psi_1^{(1,2,1)}$	$\psi_2^{(1,2,1)}$	$\psi_3^{(1,2,1)}$	$\psi_4^{(1,2,1)}$	$\psi_5^{(1,2,1)}$	$\psi_6^{(1,2,1)}$
1	32.6658	1.9163	295.8938	1109.3066	-2972.4612	1576.8739
2	-297.9197	-20.8031	-2587.2263	-9686.9261	25655.3732	-13528.9738
3	1030.3273	85.0553	8635.8893	32404.0185	-84048.6359	44382.9538
4	-1720.3250	-207.3837	-13721.7857	-52043.5015	130987.5209	-70210.9080
5	1257.2172	242.8759	9530.7617	36934.5548	-90093.3664	49448.7071
6	68.1505	4.0628	206.3101	1219.6605	-2593.2892	1668.7638
7	-702.1197	-203.4247	-4305.9309	-18749.1779	42830.4796	-25346.4851
8	419.2221	125.4426	2314.3640	10789.0751	-24056.1865	14784.8329
9	-113.3895	-25.0314	-521.0553	-2650.0621	5810.3996	-3683.5040
10	68.2765	16.0844	378.0685	1715.0504	-3891.1978	2329.7965
11	-58.4977	-16.6735	-340.7538	-1533.5489	3471.2170	-2088.1528
12	19.6361	5.5328	110.3439	508.2071	-1142.4633	696.4236
13	0.2485	0.0411	1.0932	5.2416	-11.7110	6.9974
14	-1.1270	-0.2443	-5.1114	-25.8453	56.5560	-35.6361
	$\rho_3(1D)$	$\rho_3(2D)$	$\rho_3(3D)$	$\rho_3(4D)$	$\rho_3(5D)$	$\rho_3(6D)$
i	$\psi_1^{(1,2,3)}$	$\psi_2^{(1,2,3)}$	$\psi_3^{(1,2,3)}$	$\psi_4^{(1,2,3)}$	$\psi_5^{(1,2,3)}$	$\psi_6^{(1,2,3)}$
1	2.7159	0.2776	-35.8536	-51.1641	-244.5533	377.8216
2	-28.9187	11.5948	345.1902	678.5250	2151.6525	-4485.1440
3	114.9817	-100.7846	-1263.4123	-3288.1168	-6799.5737	19118.2096
4	-228.6952	325.0888	2187.8281	7495.6151	9688.7068	-38191.8418
5	228.9398	-475.1771	-1814.1391	-8396.0297	-6454.1426	38608.9724
6	-101.5343	282.1589	660.9834	4254.9784	1831.5183	-18287.5625
7	14.1041	-36.5480	-84.3804	-566.5141	-308.2865	2423.3962
8	-2.7182	6.3595	15.4417	111.3330	43.9165	-501.4362
9	5.0150	-34.1846	5.1873	-431.2745	239.5250	1699.3325
10	-2.0534	17.1290	-9.7324	213.2919	-158.1876	-830.8559
11	0.0405	-0.0746	-1.4433	-0.6579	-6.2614	5.2875
12	0.1601	-1.2656	1.8759	-16.8188	18.0360	64.8080
13	-0.0278	0.0356	0.1298	0.7826	0.4594	-3.4686
14	-0.0107	0.0212	0.0501	0.3805	0.1459	-1.6595
	$\pi_2(1D)$	$\pi_2(2D)$	$\pi_2(3D)$	$\pi_2(4D)$	$\pi_2(5D)$	$\pi_2(6D)$
i	$\psi_1^{(0,2,2)}$	$\psi_2^{(0,2,2)}$	$\psi_3^{(0,2,2)}$	$\psi_4^{(0,2,2)}$	$\psi_5^{(0,2,2)}$	$\psi_6^{(0,2,2)}$
1	1.7299	-4.5924	-30.4454	-25.0916	236.8928	-10.9398
2	-21.7161	31.2366	317.1714	47.5520	-2266.4156	-960.9940
3	95.0803	-63.9765	-1269.6697	641.8071	8037.3068	7243.4624
4	-209.5669	-12.3479	2466.5019	-2875.2814	-13493.1939	-18963.7627
5	232.2060	190.4915	-2406.5203	4478.4005	11606.9964	23306.1246
6	-116.6391	-192.6014	1140.4369	-3020.3383	-5014.5881	-13827.9449
7	21.3512	53.9102	-224.0370	738.5291	984.2641	3211.6746
8	-2.8057	-4.0451	28.6196	-70.9307	-131.0914	-342.1592
9	3.6836	15.0146	-23.3009	178.3822	26.5892	709.9538
10	-1.5247	-9.1777	8.6870	-105.1379	8.3760	-409.4915
11	0.2238	0.0350	-1.8229	1.7643	8.5490	10.7963
12	-0.0083	0.8066	0.2574	8.8653	-5.7694	33.1803
13	-0.0138	-0.0196	0.1708	-0.4001	-0.7849	-1.9340
14	-0.0068	-0.0125	0.0775	-0.2125	-0.3463	-0.9910

Table 5: Constants $c_i(S, L, J; n)$ (in GeV) for the wave functions of mesons with $L = 2$

	$\phi_3(1D)$	$\phi_3(2D)$	$\phi_3(3D)$	$\phi_3(4D)$	$\phi_3(5D)$	$\phi_3(6D)$
i	$\psi_1^{(1,2,3)}$	$\psi_2^{(1,2,3)}$	$\psi_3^{(1,2,3)}$	$\psi_4^{(1,2,3)}$	$\psi_5^{(1,2,3)}$	$\psi_6^{(1,2,3)}$
1	12.7970	-16.5406	131.3023	175.9948	1159.9649	2336.2002
2	-132.9591	131.2478	-1400.8339	-1057.6352	-11576.8783	-17282.6320
3	545.7787	-328.1630	5638.4339	1282.1727	43302.9673	50238.5349
4	-1133.9123	198.2831	-11023.2534	2464.8624	-80609.6554	-75397.6670
5	1257.8987	266.6776	11305.5592	-6986.7989	81345.9382	63000.7836
6	-728.1703	-357.4173	-5962.3588	5787.4864	-43383.6503	-28494.7375
7	185.9914	103.1732	1310.5126	-1638.9434	9822.7300	5709.1796
8	-5.8150	-3.0432	-34.9643	59.9959	-302.0414	-164.8337
9	3.9102	26.5889	78.4045	-243.7804	706.5301	165.6968
10	-4.7411	-16.9989	-53.2190	170.8107	-492.3601	-111.5096
11	-0.9575	-0.4198	-3.1963	9.5569	-31.2590	-9.0747
12	1.0046	1.5589	5.3910	-20.3250	55.9957	10.7975
13	-0.0395	0.0358	-0.0643	-0.0061	-0.6678	-0.6516
14	-0.0077	0.0216	-0.0215	-0.1466	-0.0529	-0.3559

Table 6: Constants $c_i(S, L, J; n)$ (in GeV) for the wave functions of mesons with $L = 3$

	$a_2(1F)$	$a_2(2F)$	$a_2(3F)$	$a_2(4F)$	$a_2(5F)$	$a_2(6F)$
i	$\psi_1^{(1,3,2)}$	$\psi_2^{(1,3,2)}$	$\psi_3^{(1,3,2)}$	$\psi_4^{(1,3,2)}$	$\psi_5^{(1,3,2)}$	$\psi_6^{(1,3,2)}$
1	302.5298	3108.5771	-4814.1850	-3261.0719	2682.3682	-2424.4730
2	-143.3529	-16363.8999	29608.0652	22339.5339	-19180.4679	17736.4524
3	-1820.4311	33890.9895	-70605.8774	-58593.2358	52807.6894	-50085.1286
4	3544.0813	-34294.0253	81404.4846	73808.0123	-70047.4087	68368.7967
5	-2486.5011	15588.3523	-42971.6679	-42810.1076	43057.3359	-43360.3298
6	505.7921	-751.9773	4532.7093	5800.9589	-6528.4324	6781.1326
7	33.3061	-272.7190	747.1767	788.7331	-871.6059	969.3650
8	224.4548	-2230.2392	5730.9132	5836.8855	-6325.0912	7073.3615
9	-222.8275	1735.8163	-4925.5549	-5402.9935	6233.6463	-7291.5857
10	66.4973	-422.2953	1339.5158	1592.2922	-1974.9107	2446.8811
11	-3.4375	1.5454	-40.8223	-76.1636	122.8760	-178.2320
12	-0.4697	4.0630	-12.2221	-14.6895	19.7422	-27.3408
13	0.1083	-1.0426	2.5864	2.4508	-2.3343	2.1666
14	-0.3887	3.4138	-8.9913	-9.1924	9.6794	-10.1976
	$a_3(1F)$	$a_3(2F)$	$a_3(3F)$	$a_3(4F)$	$a_3(5F)$	$a_3(6F)$
i	$\psi_1^{(1,3,3)}$	$\psi_2^{(1,3,3)}$	$\psi_3^{(1,3,3)}$	$\psi_4^{(1,3,3)}$	$\psi_5^{(1,3,3)}$	$\psi_6^{(1,3,3)}$
1	-185.6131	-1273.6139	-2824.8371	-3304.5424	3223.3854	3056.8805
2	100.1634	5502.8339	15900.4766	21342.1692	-22465.1172	-22346.9515
3	997.5452	-8945.0906	-35307.5312	-54519.8991	62298.6654	65295.7024
4	-2016.2799	6492.3037	39328.0259	70562.2824	-88115.5292	-97910.4387
5	1587.7723	-1474.4759	-22363.9804	-47827.8049	65991.6227	78406.5798
6	-509.7646	-457.3439	5241.1083	14381.9488	-22431.8112	-28904.4118
7	0.9615	-5.2535	-29.5094	-53.1605	59.1638	38.2607
8	17.7201	232.8948	263.4910	-357.5918	1384.8933	2617.0132
9	5.6231	-63.5036	-203.8880	-212.9591	48.0912	-260.1436
10	3.8781	7.8110	-31.6415	-107.2999	179.8714	238.9973
11	-3.6420	-20.5693	3.9441	94.5531	-203.4926	-302.4885
12	-0.3596	10.8007	26.7768	19.6812	7.3775	43.2610
13	0.6972	-0.4195	-9.8214	-22.3726	32.0206	38.4703
14	-0.1490	-0.8245	0.2198	4.1481	-9.2541	-14.6575
	$b_3(1F)$	$b_3(2F)$	$b_3(3F)$	$b_3(4F)$	$b_3(5F)$	$b_3(6F)$
i	$\psi_1^{(0,3,3)}$	$\psi_2^{(0,3,3)}$	$\psi_3^{(0,3,3)}$	$\psi_4^{(0,3,3)}$	$\psi_5^{(0,3,3)}$	$\psi_6^{(0,3,3)}$
1	-42.3814	-688.7727	4871.3033	-6800.6553	3306.7862	2167.3909
2	-700.1877	1416.6923	-30922.8704	49960.3764	-26808.6339	-18153.6700
3	2996.2839	2579.9739	80377.0755	-148188.4558	86821.4959	60811.3974
4	-4886.9006	-10605.0277	-110657.5998	229300.7333	-145016.6326	-105049.8860
5	4029.3580	12572.9407	84979.6664	-194602.3500	131244.3438	98109.2312
6	-1569.0269	-6072.3884	-32063.7769	79614.6525	-56506.2810	-43390.4267
7	-0.6830	41.7580	-23.3734	-208.2752	306.6619	354.9735
8	255.5766	1070.7181	5175.5602	-13213.8899	9433.2311	7087.6133
9	-100.3425	-333.4997	-2066.1119	4736.4035	-3054.2265	-2016.5817
10	18.4890	56.1607	381.9187	-847.4901	531.7885	343.3677
11	-2.9991	-54.2606	-45.2623	373.8056	-423.9163	-451.1881
12	0.0879	22.0627	-7.0167	-115.1478	161.4084	186.4986
13	0.3332	1.9883	7.2523	-22.8240	20.0422	19.2270
14	-0.0731	-2.7700	-0.7800	17.3809	-22.0744	-25.0482

Table 7: Constants $c_i(S, L, J; n)$ (in GeV) for the wave functions of mesons with $L = 3$

	$a_4(1F)$	$a_4(2F)$	$a_4(3F)$	$a_4(4F)$	$a_4(5F)$	$a_4(6F)$
i	$\psi_1^{(1,3,4)}$	$\psi_2^{(1,3,4)}$	$\psi_3^{(1,3,4)}$	$\psi_4^{(1,3,4)}$	$\psi_5^{(1,3,4)}$	$\psi_6^{(1,3,4)}$
1	61.3146	-279.4264	-6335.7399	3793.3532	-2349.3250	1770.7208
2	-805.5228	-494.1693	38516.0215	-26710.9675	17820.9665	-13733.8853
3	2125.7747	4617.2211	-92101.7641	71500.9282	-51068.4486	40476.0076
4	-2401.6045	-7997.8369	107642.9762	-91068.5254	69089.8839	-56455.3468
5	1213.7027	5255.0393	-58196.3762	52536.8768	-41934.5759	35302.0531
6	-155.4700	-853.4752	8074.5612	-7758.0297	6510.9466	-5710.4149
7	54.5187	438.3874	-3773.4778	4071.3367	-4027.0585	4097.9035
8	-214.3060	-1528.9114	13678.2370	-14276.3588	13540.7770	-13205.8763
9	136.2202	1018.8150	-8962.3961	9476.4891	-9126.6891	9030.2398
10	-1.9588	-13.6745	127.4084	-133.2553	129.7353	-130.8037
11	-29.9559	-242.3946	2084.9041	-2255.0201	2241.8432	-2297.8267
12	12.5501	100.9776	-872.4258	943.2049	-940.5795	970.7261
13	-1.6887	-11.5254	104.7530	-108.0387	101.2025	-98.0783
14	-0.0870	-1.6708	12.2570	-15.8234	19.4062	-24.0699

	$f_2(1Fn\bar{n})$	$f_2(2Fn\bar{n})$	$f_2(3Fn\bar{n})$	$f_2(4Fn\bar{n})$	$f_2(5Fn\bar{n})$	$f_2(6Fn\bar{n})$
i	$\psi_1^{(1,3,2)}$	$\psi_2^{(1,3,2)}$	$\psi_3^{(1,3,2)}$	$\psi_4^{(1,3,2)}$	$\psi_5^{(1,3,2)}$	$\psi_6^{(1,3,2)}$
1	302.5298	3108.5771	-4814.1850	-3261.0719	2682.3682	-2424.4730
2	-143.3529	-16363.8999	29608.0652	22339.5339	-19180.4679	17736.4524
3	-1820.4311	33890.9895	-70605.8774	-58593.2358	52807.6894	-50085.1286
4	3544.0813	-34294.0253	81404.4846	73808.0123	-70047.4087	68368.7967
5	-2486.5011	15588.3523	-42971.6679	-42810.1076	43057.3359	-43360.3298
6	505.7921	-751.9773	4532.7093	5800.9589	-6528.4324	6781.1326
7	33.3061	-272.7190	747.1767	788.7331	-871.6059	969.3650
8	224.4548	-2230.2392	5730.9132	5836.8855	-6325.0912	7073.3615
9	-222.8275	1735.8163	-4925.5549	-5402.9935	6233.6463	-7291.5857
10	66.4973	-422.2953	1339.5158	1592.2922	-1974.9107	2446.8811
11	-3.4375	1.5454	-40.8223	-76.1636	122.8760	-178.2320
12	-0.4697	4.0630	-12.2221	-14.6895	19.7422	-27.3408
13	0.1083	-1.0426	2.5864	2.4508	-2.3343	2.1666
14	-0.3887	3.4138	-8.9913	-9.1924	9.6794	-10.1976

	$f_2(1Fs\bar{s})$	$f_2(2Fs\bar{s})$	$f_2(3Fs\bar{s})$	$f_2(4Fs\bar{s})$	$f_2(5Fs\bar{s})$	$f_2(6Fs\bar{s})$
i	$\psi_1^{(1,3,2)}$	$\psi_2^{(1,3,2)}$	$\psi_3^{(1,3,2)}$	$\psi_4^{(1,3,2)}$	$\psi_5^{(1,3,2)}$	$\psi_6^{(1,3,2)}$
1	231.0455	1397.2099	-2195.7858	-1633.9450	1101.4783	-757.7297
2	-297.0218	-6052.7648	11090.2912	9034.3538	-6273.3803	4353.3168
3	-340.4447	9852.3998	-20719.8583	-18146.2600	12864.5749	-8795.4222
4	681.3379	-7309.3654	16921.6464	15429.5960	-10646.2710	6524.4803
5	-222.4078	2015.3361	-4325.3140	-3335.3249	1116.1010	1011.8140
6	-94.8852	194.1384	-1321.2978	-2165.9299	2797.5823	-3405.6656
7	23.9313	30.9231	140.3553	315.6621	-422.2371	470.9011
8	21.5889	-171.7440	522.4358	711.7560	-836.3674	1028.8365
9	-3.3109	11.4442	-100.0134	-236.2070	386.1271	-570.1726
10	4.9128	35.3511	1.5665	88.6043	-174.0941	242.8960
11	-5.9620	-9.6868	-35.7124	-84.1853	116.6997	-131.8412
12	1.2071	-0.2630	10.4401	19.1194	-24.4692	27.7934
13	0.0594	0.0013	0.4416	0.7480	-0.8273	0.7159
14	0.1767	0.1161	1.2881	2.4395	-3.0027	2.9259

Table 8: Constants $c_i(S, L, J; n)$ (in GeV) for the wave functions of mesons with $L = 0$

	$\rho_3(1G)$	$\rho_3(2G)$	$\rho_3(3G)$	$\rho_3(4G)$	$\rho_3(5G)$	$\rho_3(6G)$
i	$\psi_1^{(1,4,3)}$	$\psi_2^{(1,4,3)}$	$\psi_3^{(1,4,3)}$	$\psi_4^{(1,4,3)}$	$\psi_5^{(1,4,3)}$	$\psi_6^{(1,4,3)}$
1	1154.9898	3997.7431	-4764.7329	3814.5732	3126.5090	-2727.8949
2	-3877.3074	-18832.5547	25685.2973	-22387.3916	-19219.6567	17208.4501
3	4872.7948	35104.5014	-54588.3818	51784.2762	46707.7823	-43054.1333
4	-2528.4558	-32539.5744	57587.7248	-59377.2151	-56362.6364	53619.0971
5	238.3859	14433.9604	-29079.6778	32454.3416	32388.1142	-31820.2906
6	-3.5692	-1161.5714	2412.5622	-2744.2147	-2774.6470	2747.8165
7	295.5542	-1490.0259	4400.1757	-5896.8647	-6579.2194	6967.7046
8	-161.8464	465.8255	-1686.9511	2420.9476	2804.7336	-3046.9726
9	-1.5301	99.9425	-216.7204	255.2614	270.4356	-281.4499
10	13.7376	-129.0694	330.8061	-421.8631	-463.7937	491.4876
11	0.3215	46.1738	-94.7864	106.9348	108.0270	-107.2939
12	0.2398	-0.5283	2.1508	-3.1713	-3.7932	4.2158
13	-0.9517	-3.8284	3.7693	-1.2982	0.9905	-2.8854
14	0.2239	0.7053	-0.4845	-0.1453	-0.6845	1.1248
	$\pi_4(1G)$	$\pi_4(2G)$	$\pi_4(3G)$	$\pi_4(4G)$	$\pi_4(5G)$	$\pi_4(6G)$
i	$\psi_1^{(0,4,4)}$	$\psi_2^{(0,4,4)}$	$\psi_3^{(0,4,4)}$	$\psi_4^{(0,4,4)}$	$\psi_5^{(0,4,4)}$	$\psi_6^{(0,4,4)}$
1	-910.2682	-2285.4269	-2544.6103	2193.2433	-1834.5475	-1542.4854
2	3296.7238	10036.7420	12377.7784	-11355.8564	9856.6894	8482.1168
3	-4826.6605	-17234.9296	-23262.5593	22679.8533	-20476.7609	-18088.5381
4	3506.8263	14308.2652	20849.2077	-21526.7049	20247.8664	18414.1598
5	-1120.1293	-5094.6942	-7903.5584	8590.2159	-8412.6647	-7884.9308
6	-85.4563	-442.1406	-737.0971	859.7994	-909.8070	-931.0430
7	197.0215	1049.2088	1790.4335	-2138.3661	2305.7629	2381.2048
8	-73.7778	-406.7605	-710.2853	871.4579	-970.3193	-1039.0872
9	11.0712	67.5285	122.0340	-152.4672	171.2164	184.0782
10	4.6342	27.0370	48.2260	-60.2949	68.6923	75.8586
11	-2.5520	-18.3205	-34.9905	45.4192	-52.4998	-57.7315
12	-0.4969	-2.6183	-4.3866	5.1012	-5.3251	-5.3096
13	0.5801	4.2384	8.1355	-10.5729	12.1852	13.2896
14	-0.1078	-0.8541	-1.6837	2.2329	-2.6183	-2.8991

References

- [1] V.V. Anisovich, L.G. Dakhno, M.A. Matveev, V.A. Nikonov, and A. V. Sarantsev, hep-ph/0510410 (2005).
- [2] V.V. Anisovich, L.G. Dakhno, M.A. Matveev, V.A. Nikonov, and A. V. Sarantsev, hep-ph/0511005 (2005).
- [3] A.V. Anisovich, V.V. Anisovich, V.N. Markov, M.A. Matveev, V.A. Nikonov, and A.V. Sarantsev, hep-ph/0509042 (2005).
- [4] G. Hulth and H. Snellman, Phys. Rev D **24**, 2978 (1981).
- [5] S. Godfrey and N. Isgur, Phys. Rev. D**32**, 189 (1985).
- [6] S.N. Gupta, S.F. Radford, and W.W. Repko, Phys. Rev. D**31**, 160 (1985).
- [7] W. Lucha, F. Schöberl, and D. Gromes, Phys. Rep. **200**, 127 (1991).
- [8] M.Beyer, U. Bohn, M.G. Huber, B.C. Metsch, and J. Resag, Z.Phys C **55**, 307 (1992).
- [9] G.F. Chew and S. Mandelstam, Phys. Rev. **119**, 467 (1960).
- [10] V.V. Anisovich, M.N. Kobrinsky, D.I. Melikhov, and A.V. Sarantsev, Nucl. Phys. A **544**, 747 (1992).
- [11] A.V. Anisovich and V.A. Sadovnikova, Yad. Fiz. **55**, 2657 (1992); **57**, 75 (1994); Eur. Phys. J. A **2**, 199 (1998).
- [12] A.V. Anisovich, V.V. Anisovich, V.N. Markov, M.A. Matveev, and A. V. Sarantsev, Yad. Fiz. **67**, 794 (2004) [Phys. of Atomic Nuclei, **67**, 773 (2004)].
- [13] V.V. Anisovich, M.A. Matveev, J. Nyiri, and A.V. Sarantsev, hep-ph/0501003 (2005), hep-ph/0506133 (2005).
- [14] M.G. Ryskin, A. Martin, and J. Outhwaite, Phys. Lett. B **492**, 67 (2000).
- [15] S. Eidelman et al., Phys. Lett. B **592**, 1 (2004).
- [16] V.V. Anisovich, UFN **174**, 49 (2002) [Physics-Uspekhi **47**, 45 (2004)]; V.V. Anisovich, M.N. Kobrinsky, J. Nyiri, Ju. M. Shabelski, "Quark model and high energy collisions", 2nd edition, World Scientific, Singapore, 2004.
- [17] V.V. Anisovich, M.A. Matveev, J. Nyiri, A.V. Sarantsev, hep-ph/0501003; hep-ph/0506133.
- [18] R.S. Longacre and S.J. Lindenbaum, Phys. Rev. D**70**, 094041 (2004); A. Etkin *et al.*, Phys. Lett. B **165**, 217 (1985); B **201**, 568 (1988).
- [19] R.R. Akhmetshin *et al.* (CMD-2 Collab.), Phys. Lett. B **551**, 27 (2003).

- [20] A.V. Anisovich, V.V. Anisovich, M.A. Matveev, V.A. Nikonov, *Yad. Phys.* **66**, 946 (2003) [*Phys. Atom. Nucl.* **66**, 914 (2003)];
A.V. Anisovich, V.V. Anisovich, L.G. Dakhno, V.A. Nikonov and A.V. Sarantsev, *Yad. Phys.* **68**, 1892 (2005) [*Phys. Atom. Nucl.* **68**, 1830 (2005)].
- [21] A.V. Anisovich, V.V. Anisovich, and A.V. Sarantsev, *Phys. Rev. D* **62**, 051502(R) (2000).
- [22] V.V. Anisovich, D.I. Melikhov, V.A. Nikonov, *Phys. Rev. D* **55**, 2918 (1997).
- [23] A.V. Anisovich, V.V. Anisovich, L.G. Dakhno, V.A. Nikonov, and A.V. Sarantsev, *Yad. Fiz.*, in press; hep-ph/0406320, (2004).
- [24] I.G. Aznauryan and N. Ter-Isaakyan, *Yad. Phys.* **31**, 1680 (1980) [*Sov. J. Nucl. Phys.* **31**, 871 (1980)].
- [25] S.B. Gerasimov, hep-ph/0208049 (2002).
- [26] E.V. Shuryak, *Nucl. Phys. B* **203**, 93 (1982);
D.I. Dyakonov and V.Yu. Petrov, *Nucl. Phys. B* **245**, 259 (1984).
- [27] V.V. Anisovich, S.M. Gerasyuta, A.V. Sarantsev, *Int. J. Mod. Phys. A* **6**, 2625 (1991).

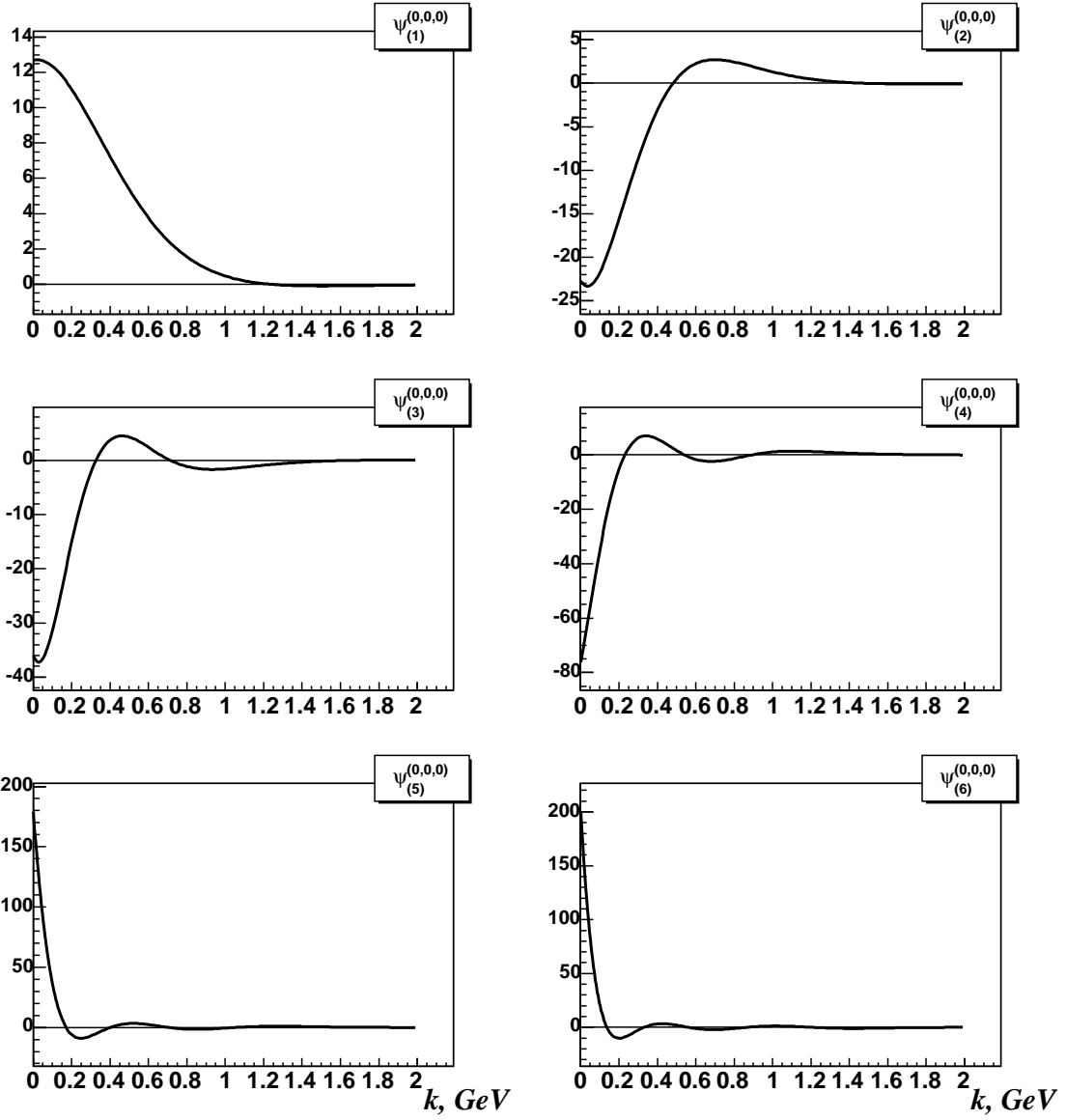


Figure 4: Wave functions of the L=0 group (π -mesons with $n = 1, 2, 3, 4, 5, 6$).

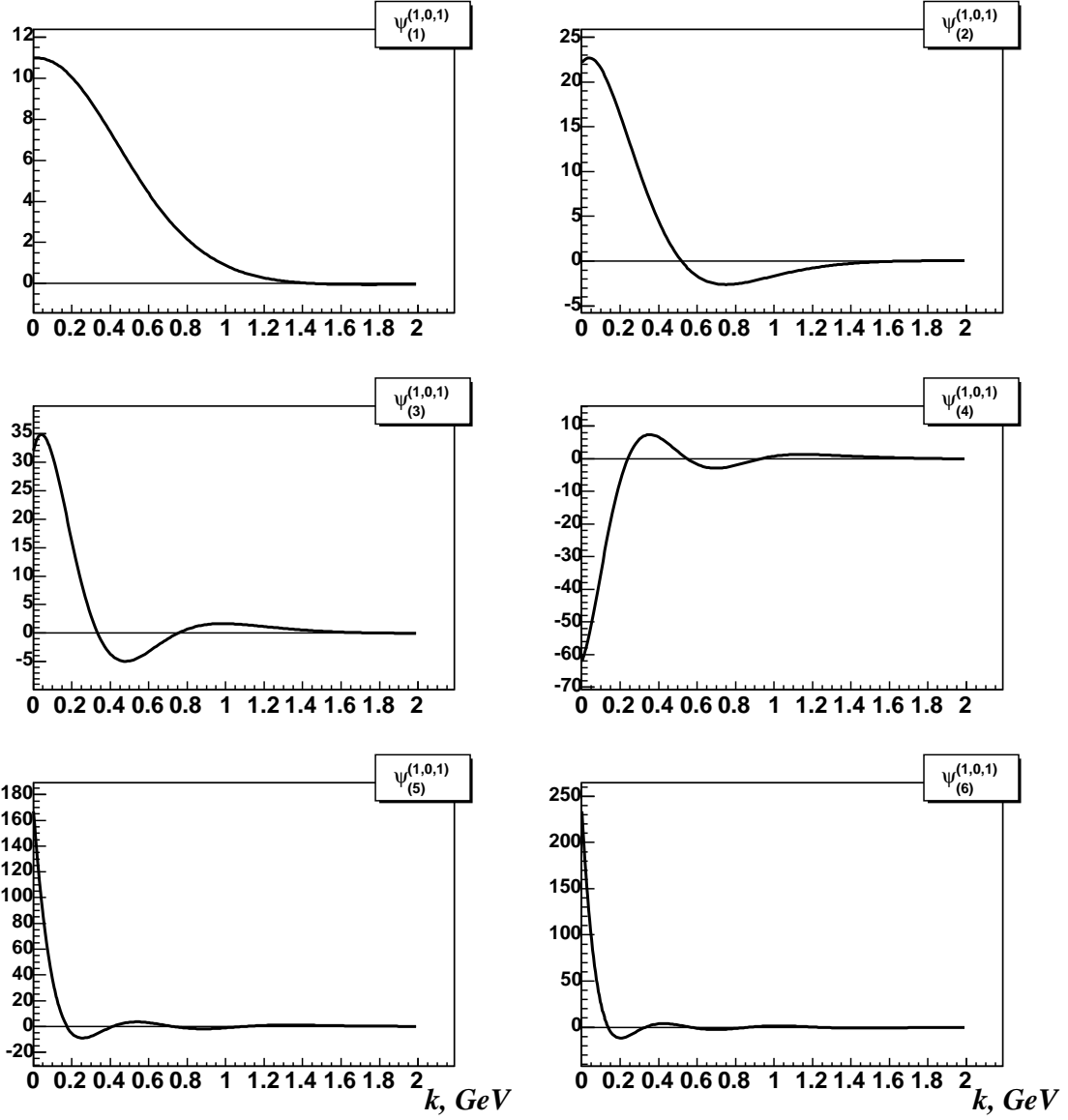


Figure 5: Wave functions of the L=0 group (ρ - and ω -mesons with $n = 1, 2, 3, 4, 5, 6$).

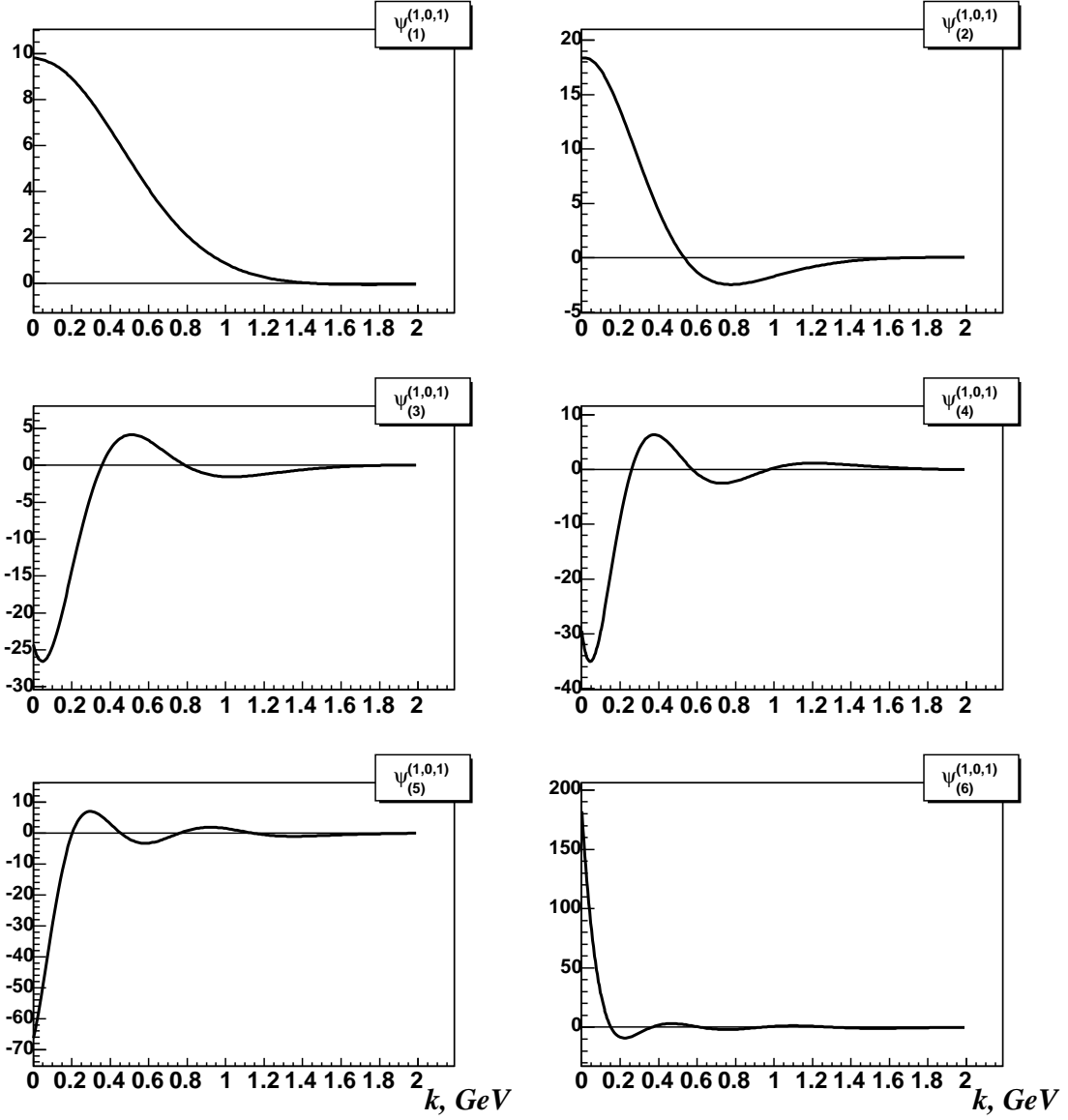


Figure 6: Wave functions of the L=0 group (ϕ -mesons with $n = 1, 2, 3, 4, 5, 6$).

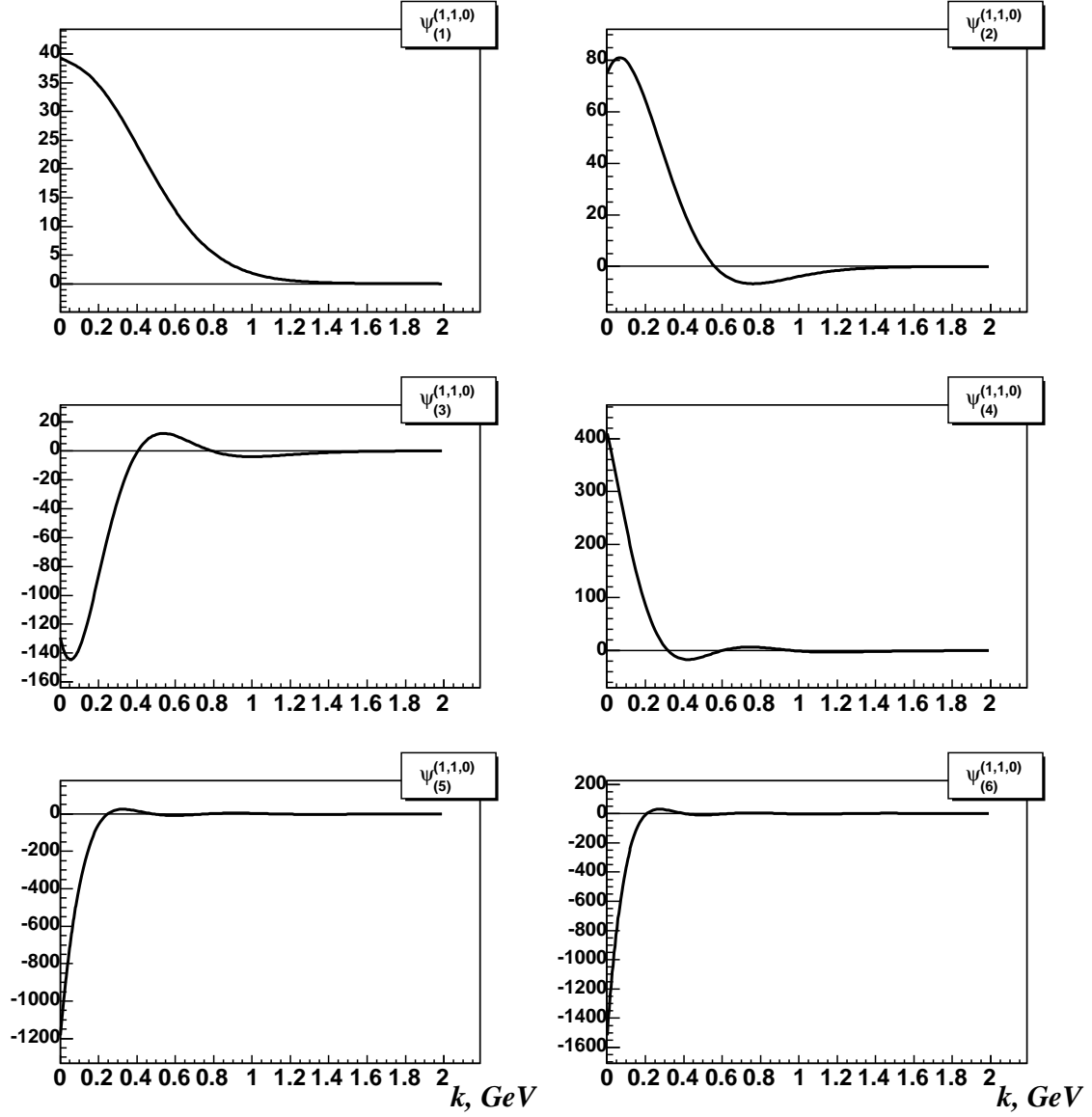


Figure 7: Wave functions of the L=1 group (a_0 -mesons with $n = 1, 2, 3, 4, 5, 6$).

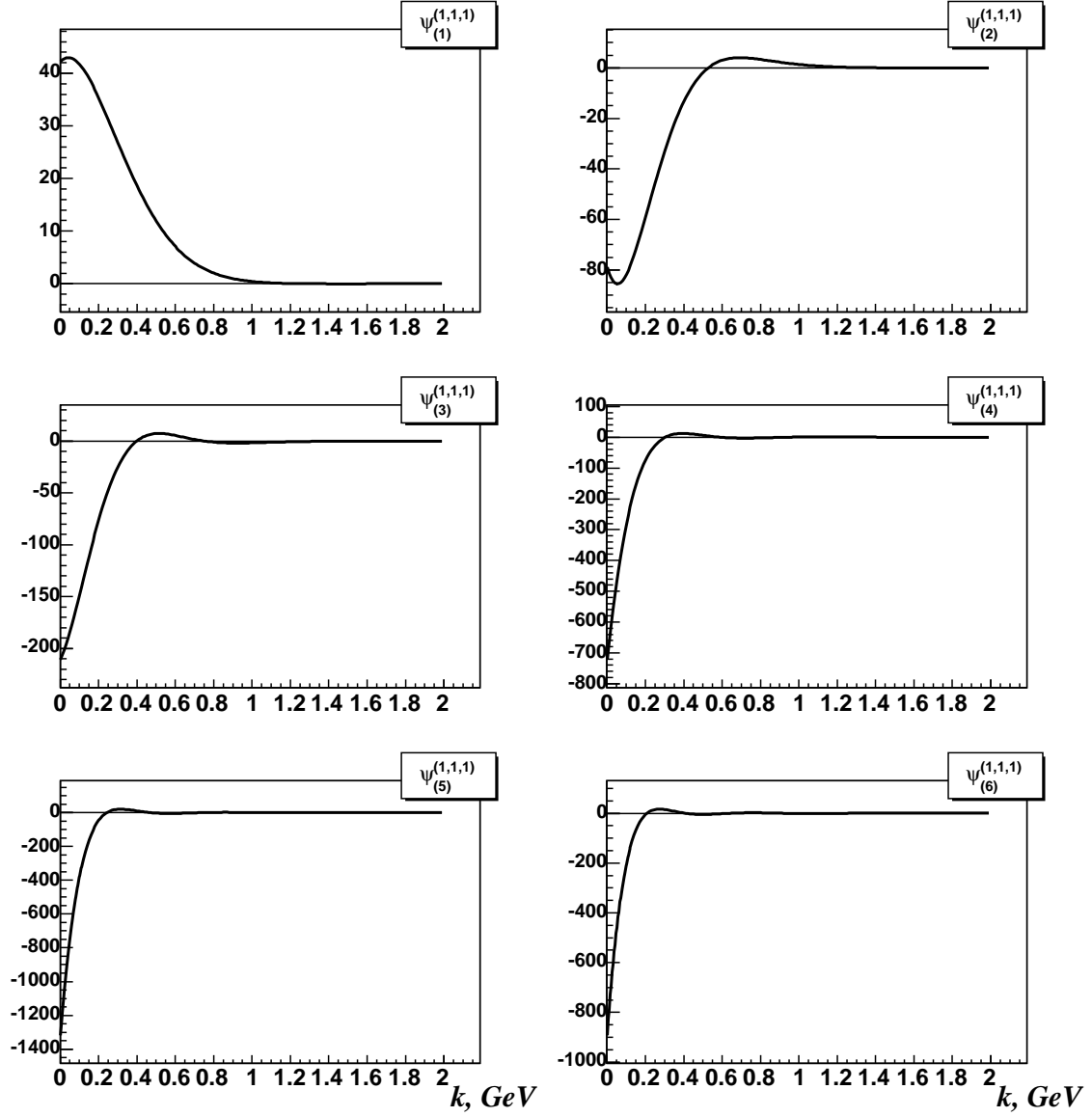


Figure 8: Wave functions of the L=1 group (a_1 -mesons with $n = 1, 2, 3, 4, 5, 6$).

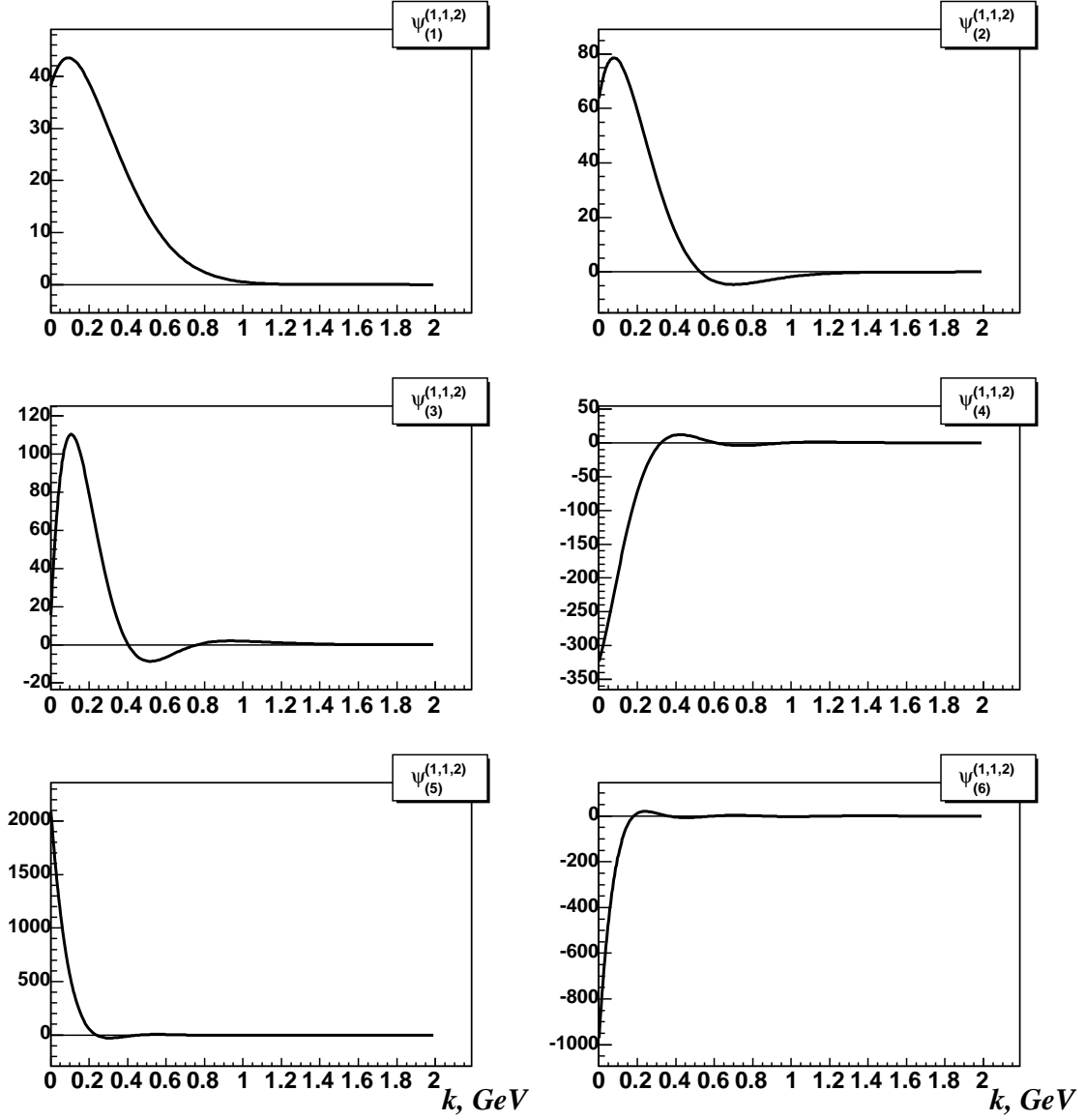


Figure 9: Wave functions of the L=1 group (a_2 -mesons with $n = 1, 2, 3, 4, 5, 6$).

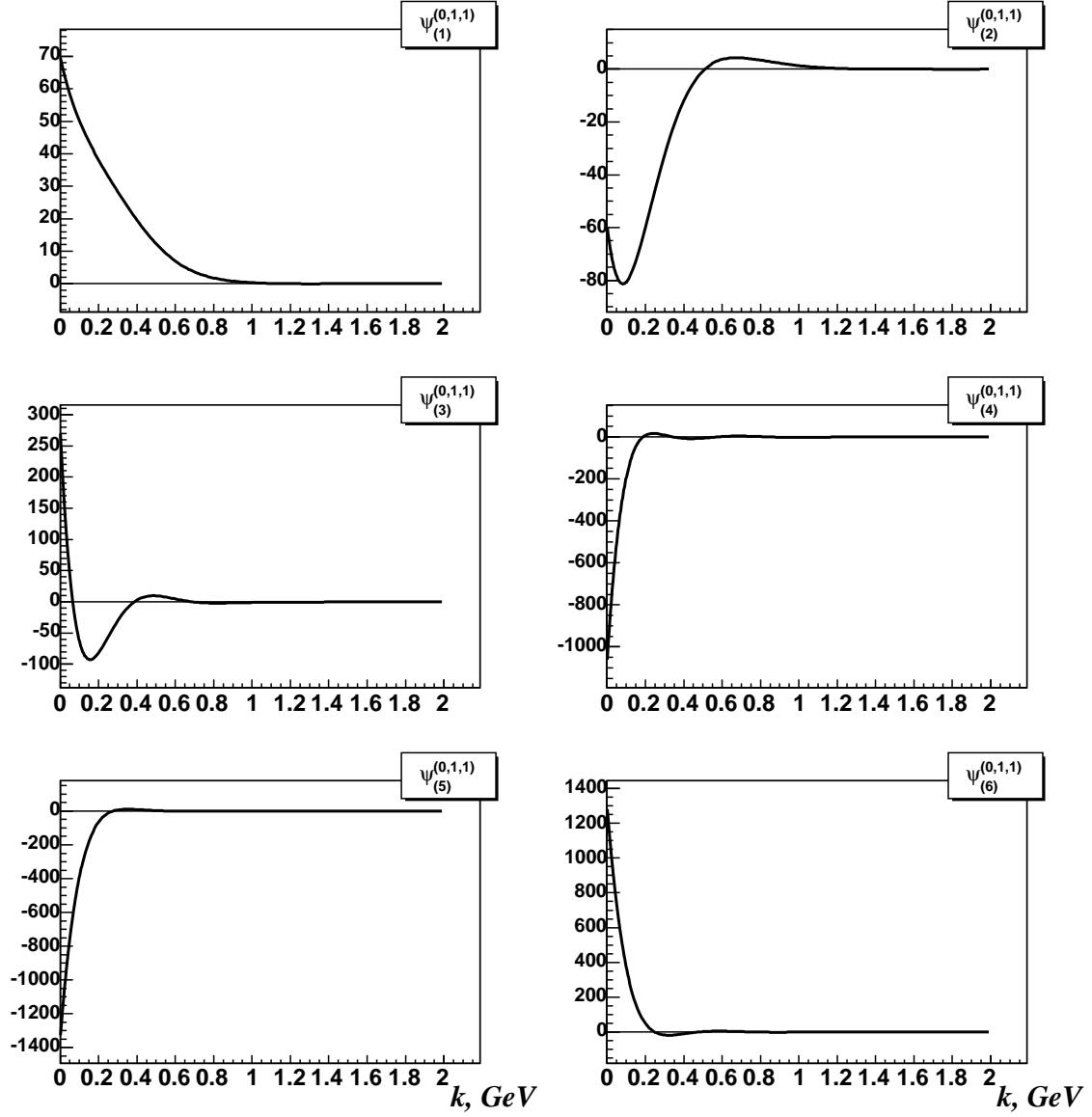


Figure 10: Wave functions of the L=1 group (b_1 -mesons with $n = 1, 2, 3, 4, 5, 6$).

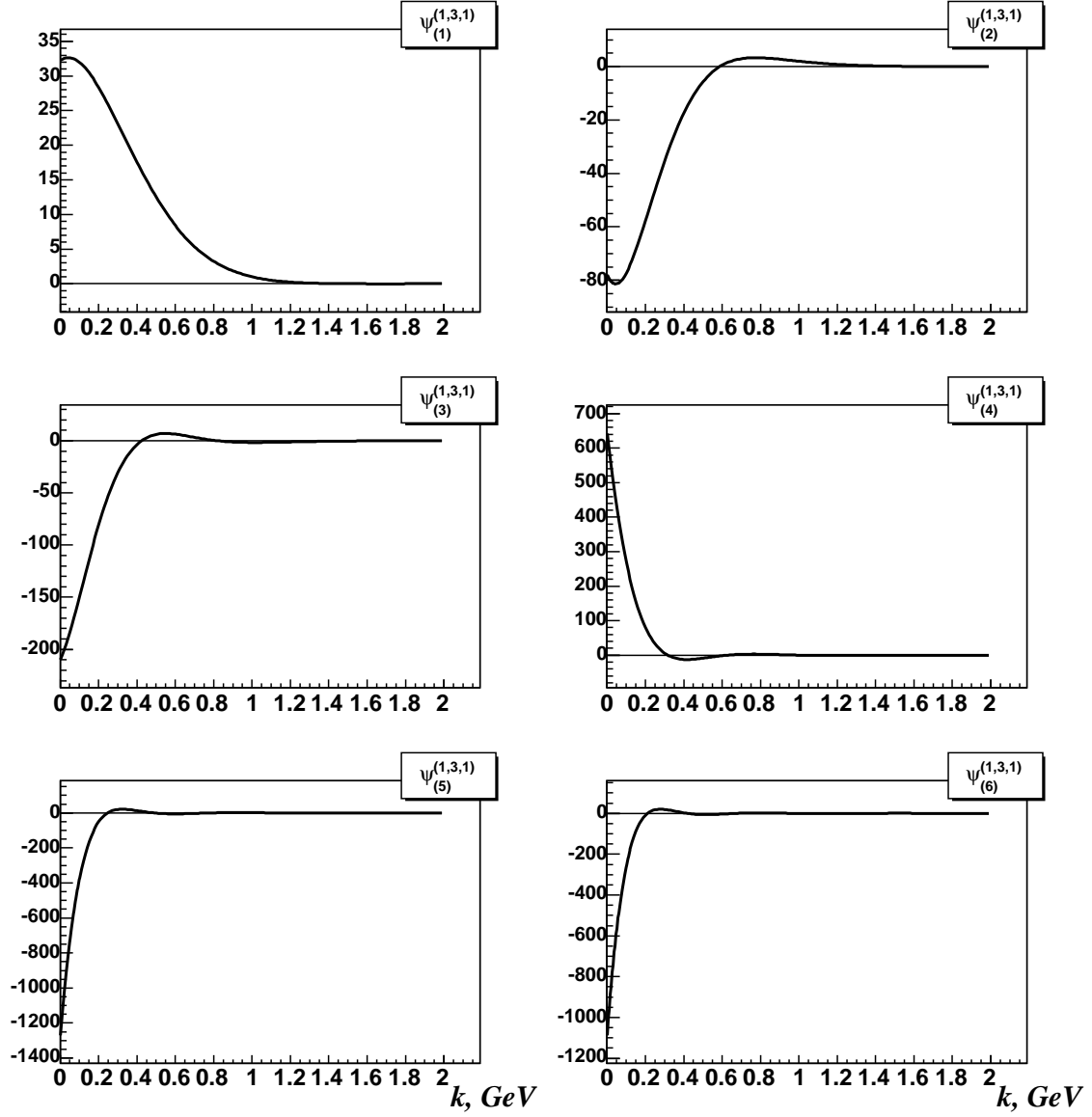


Figure 11: Wave functions of the L=1 group (f_2 -mesons with $n = 1, 2, 3, 4, 5, 6$).

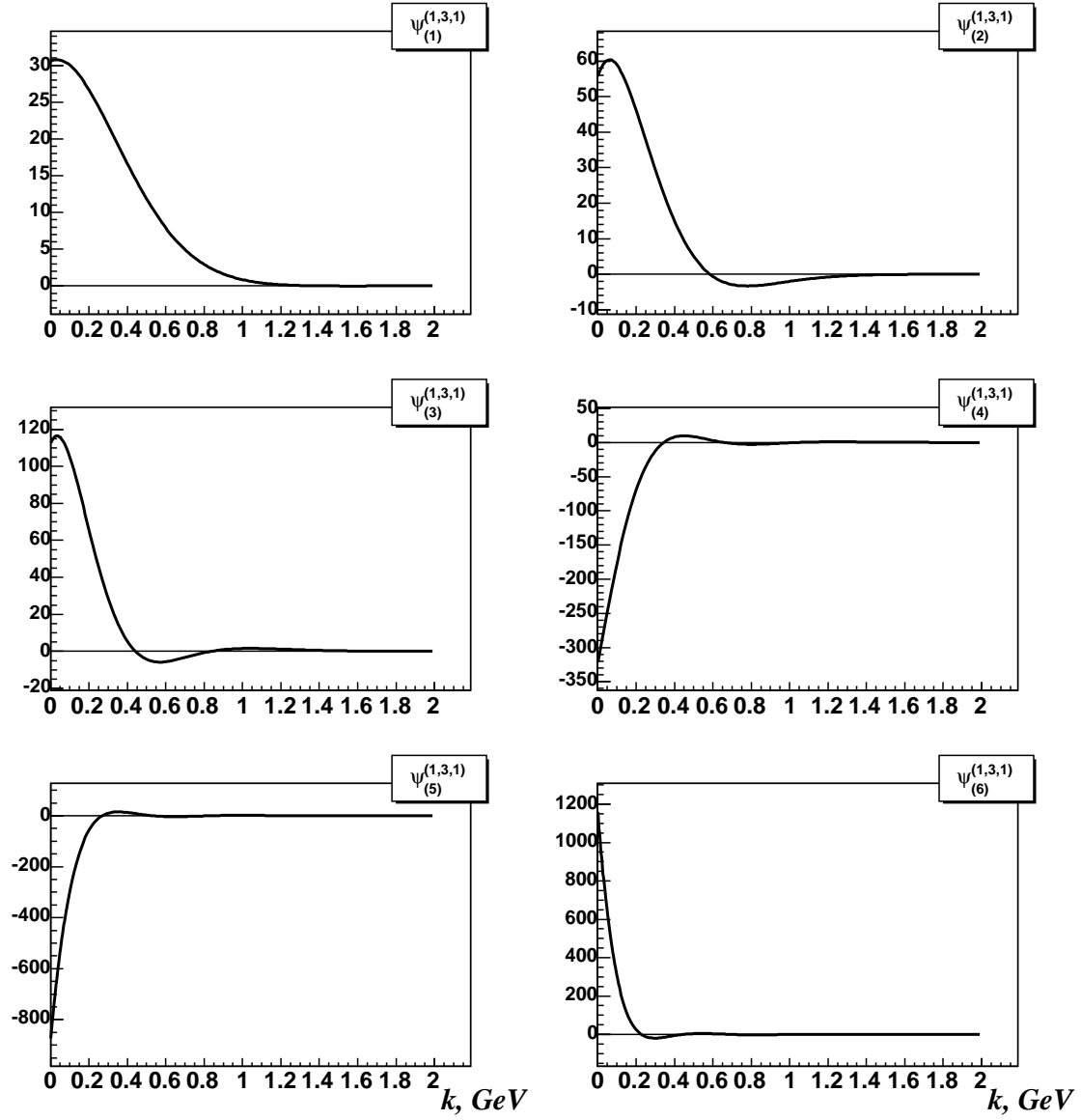


Figure 12: Wave functions of the L=1 group (f_2 -mesons with $n = 1, 2, 3, 4, 5, 6$).

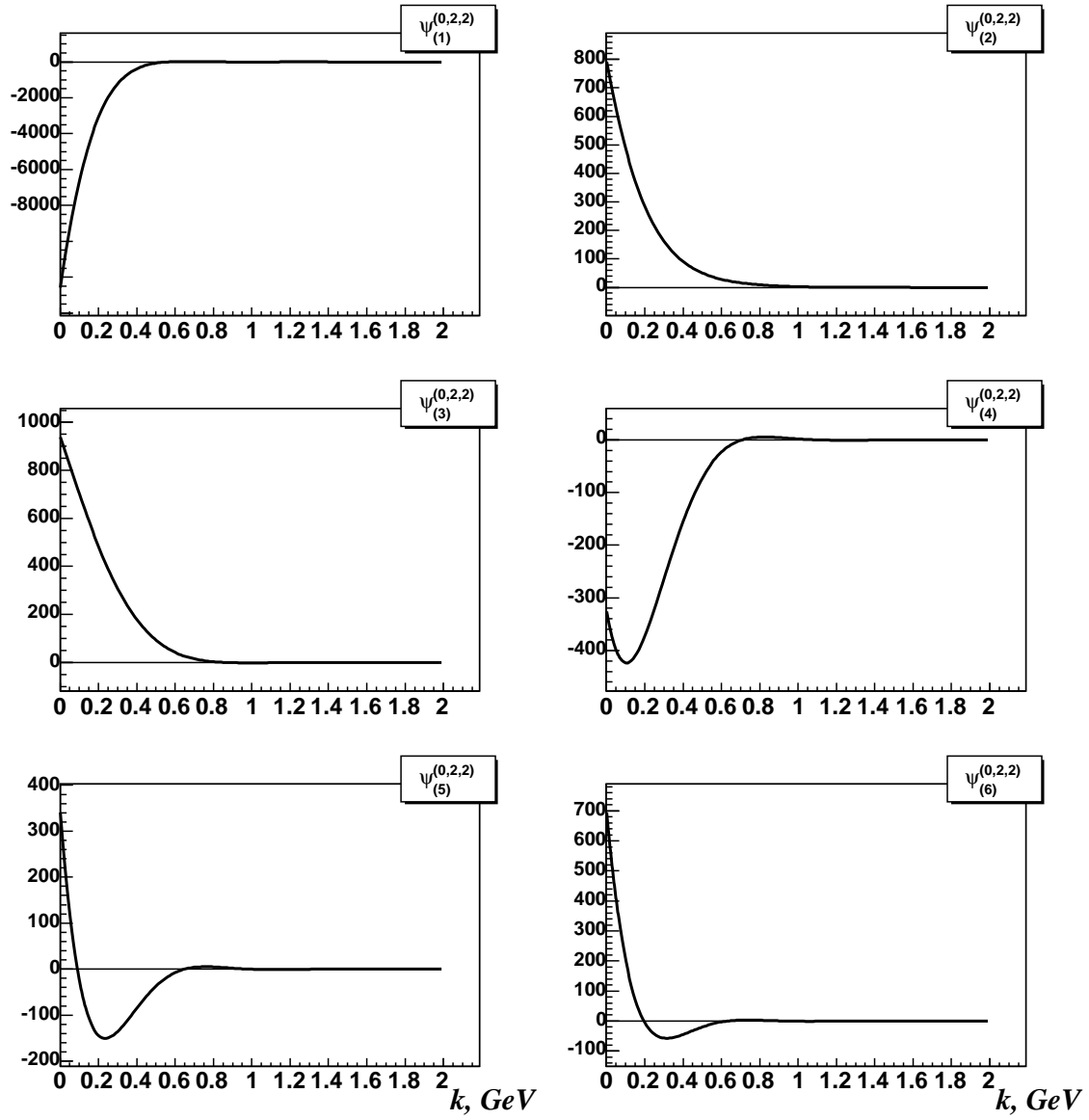


Figure 13: Wave functions of the L=2 group (π_2 -mesons with $n = 1, 2, 3, 4, 5, 6$).

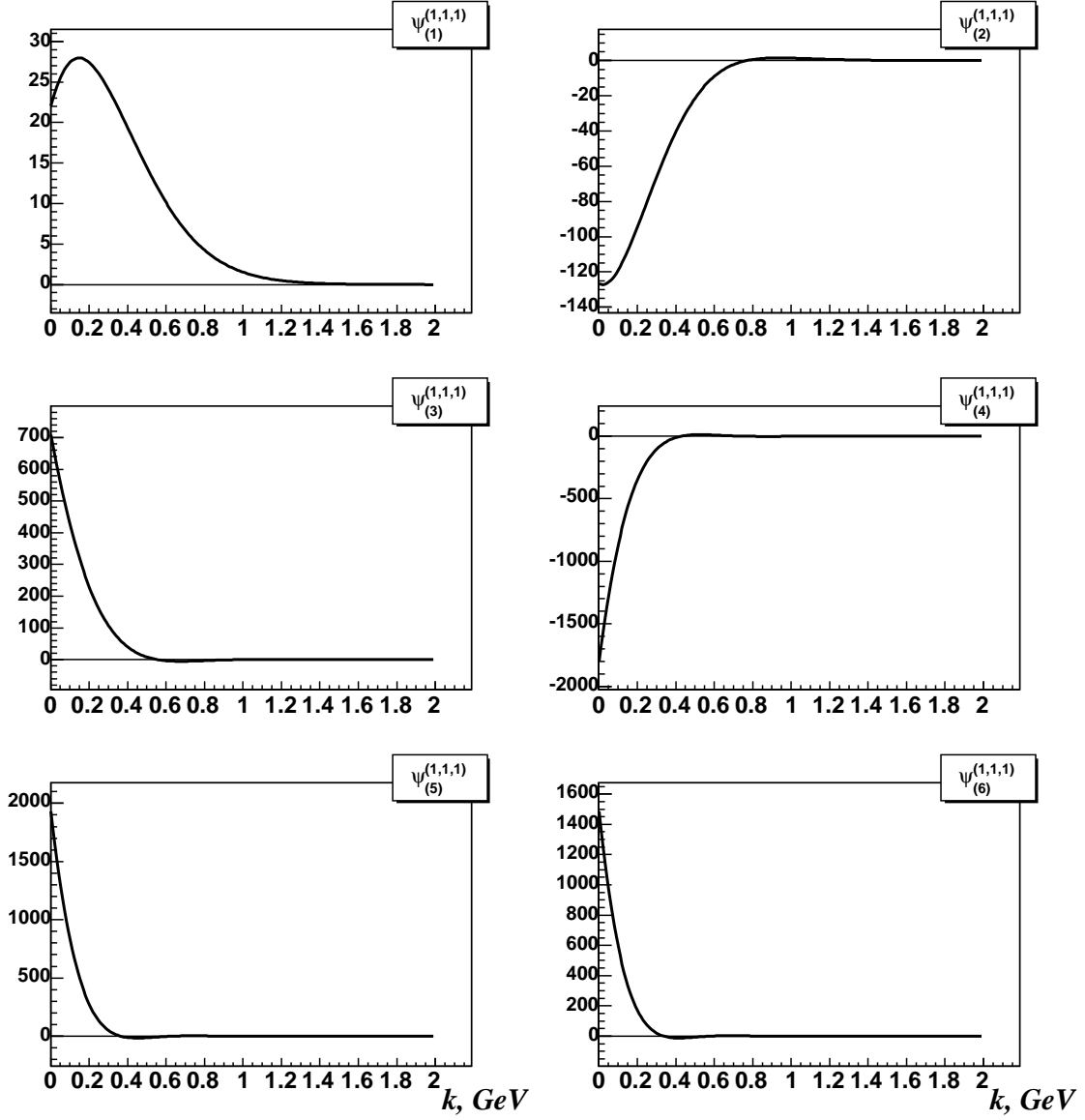


Figure 14: Wave functions of the L=2 group (ρ_1 - and ω_1 -mesons with $n = 1, 2, 3, 4, 5, 6$).

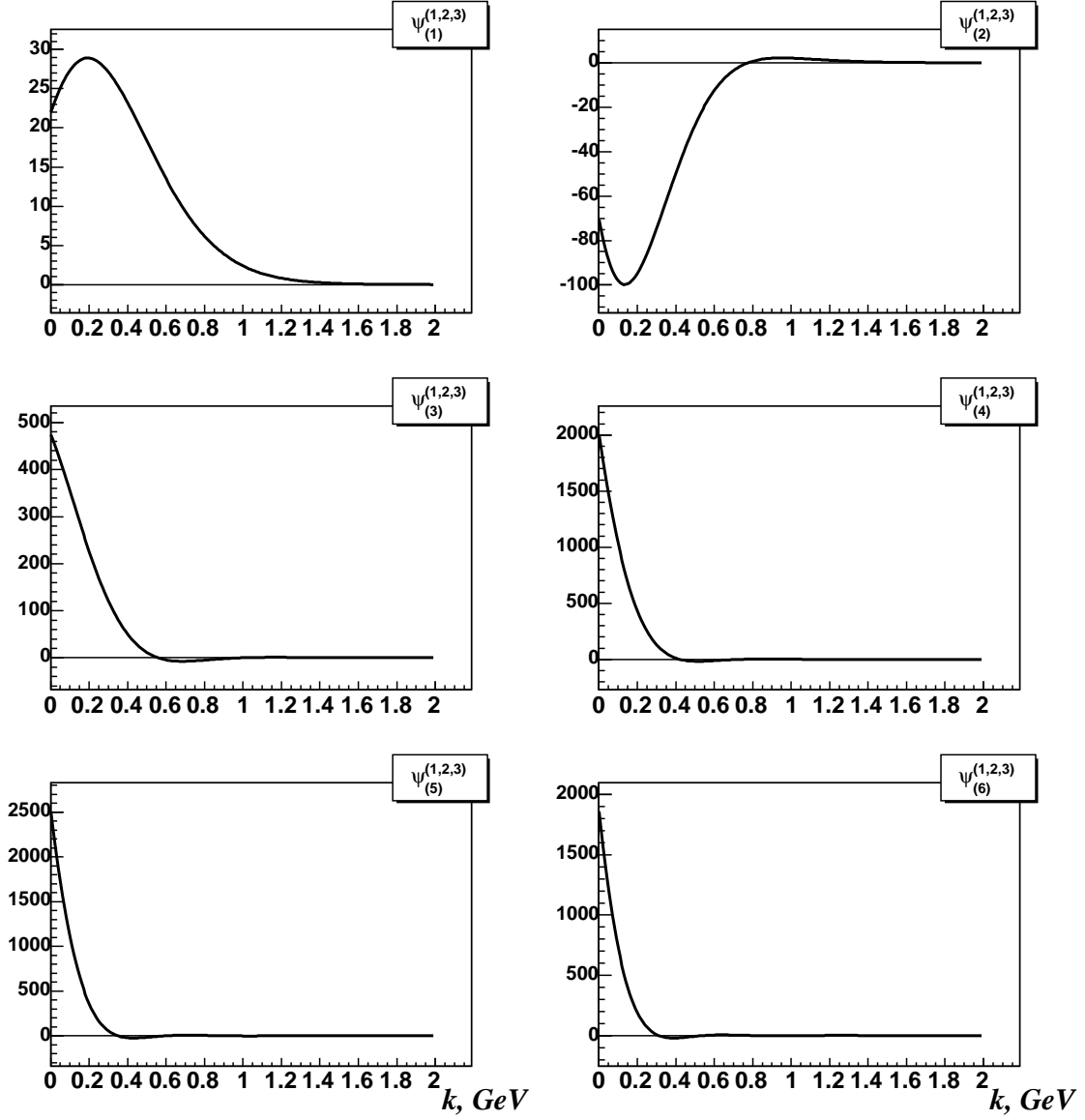


Figure 15: Wave functions of the L=2 group (ρ_3^- - and ω_3^- -mesons with $n = 1, 2, 3, 4, 5, 6$).

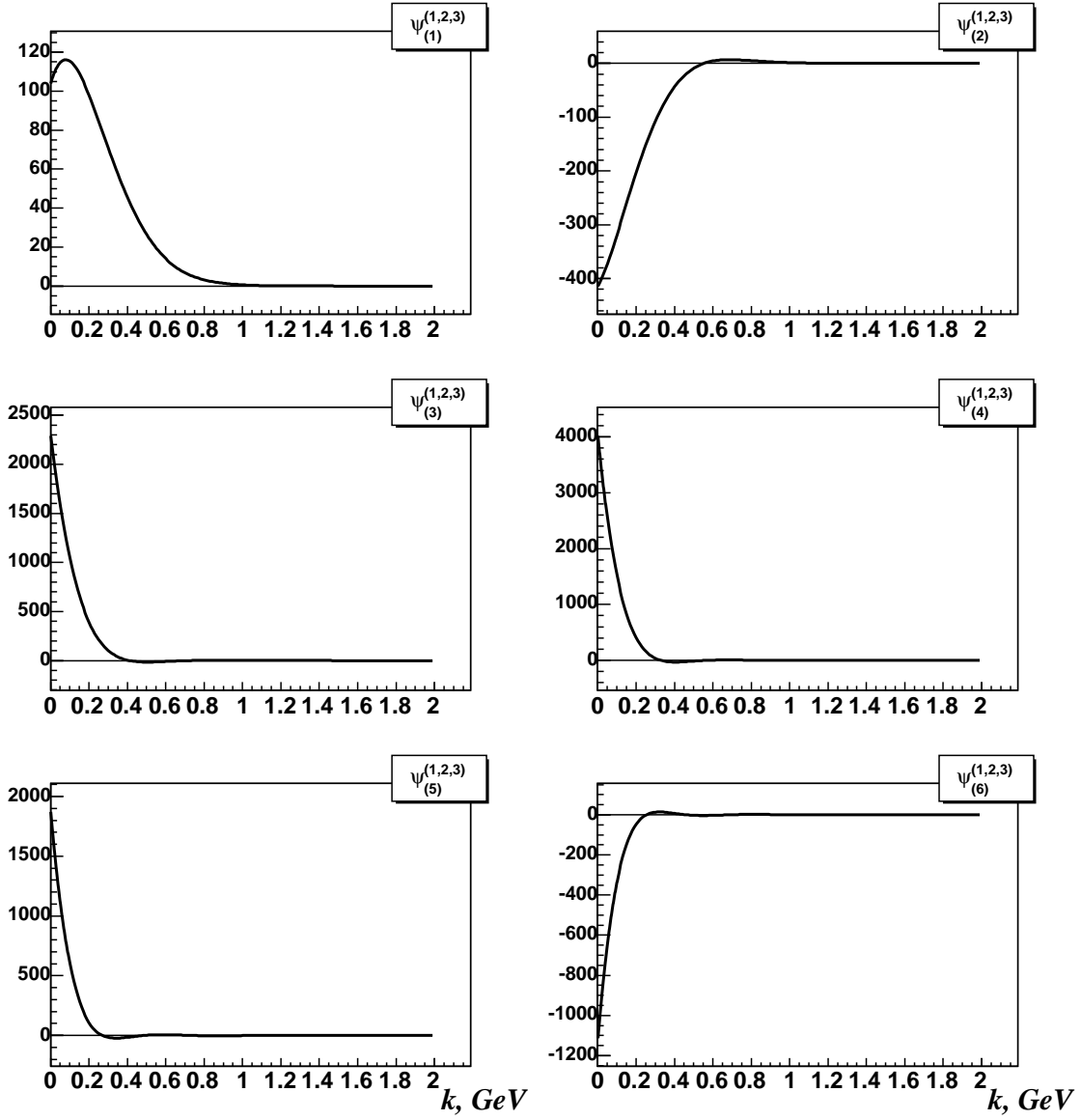


Figure 16: Wave functions of the L=2 group (ϕ_3 -mesons with $n = 1, 2, 3, 4, 5, 6$).

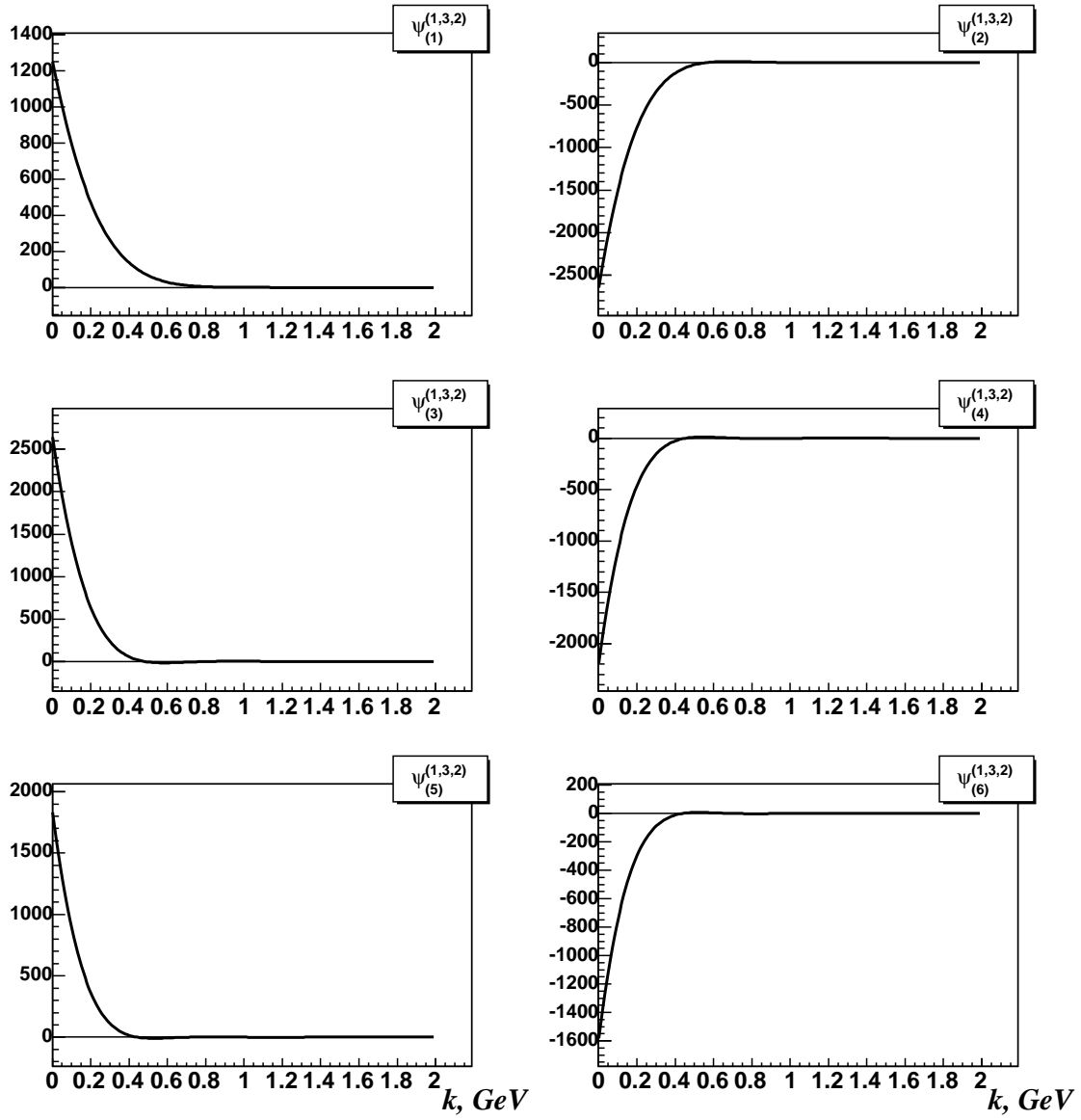


Figure 17: Wave functions of the L=3 group (a_2 -mesons with $n = 1, 2, 3, 4, 5, 6$).

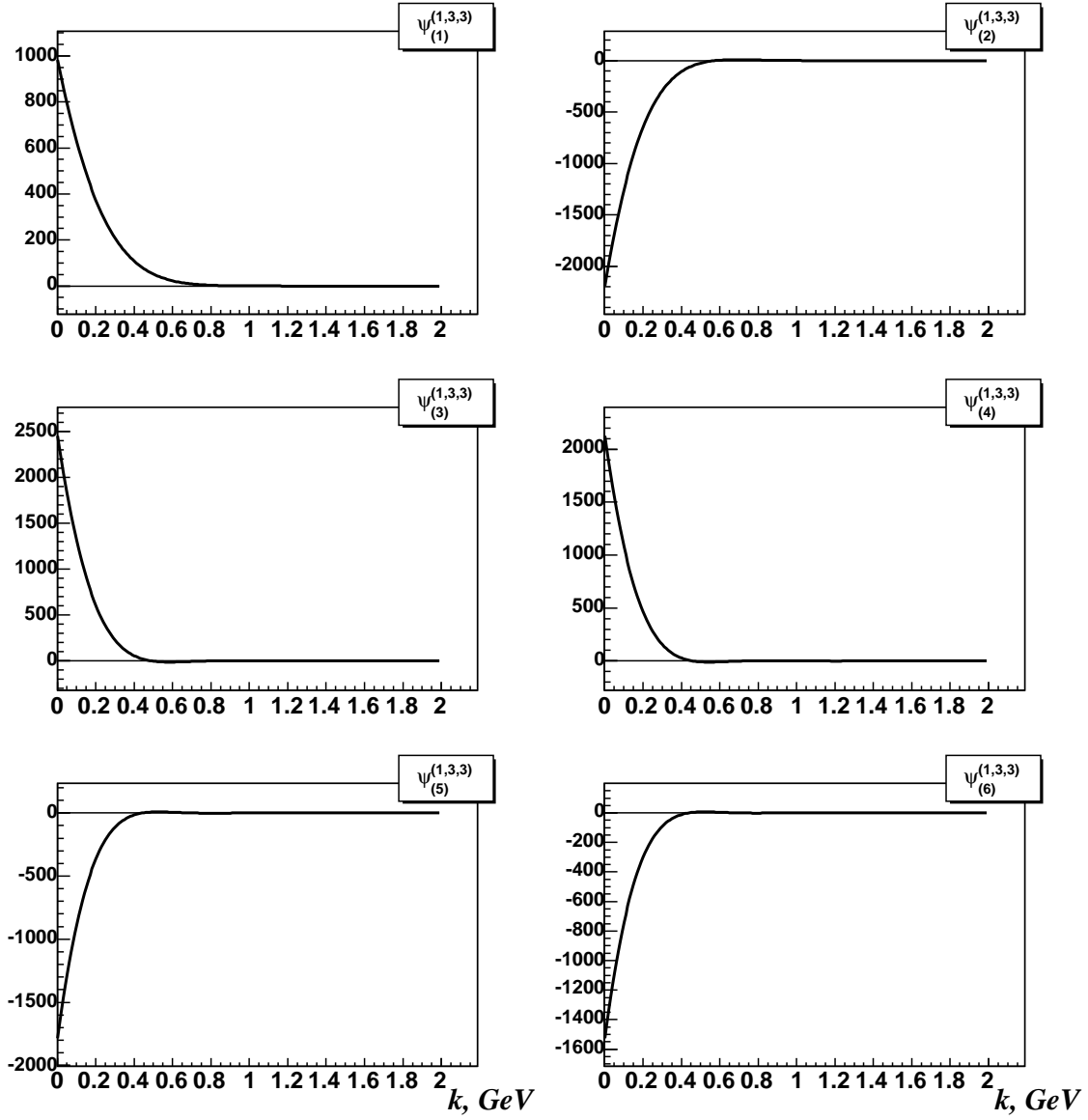


Figure 18: Wave functions of the L=3 group (a_3 -mesons with $n = 1, 2, 3, 4, 5, 6$).

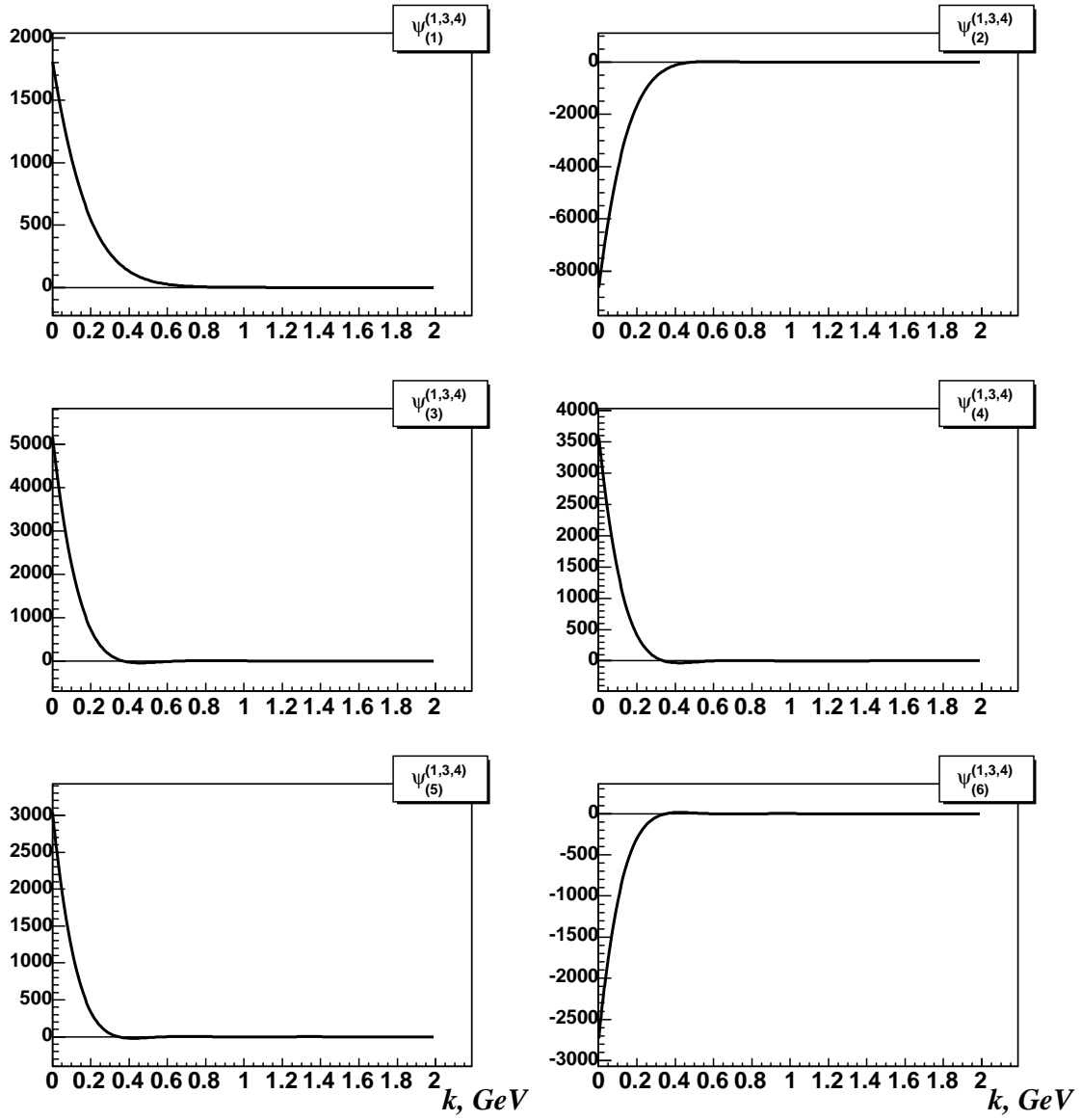


Figure 19: Wave functions of the L=3 group (a_4 -mesons with $n = 1, 2, 3, 4, 5, 6$).

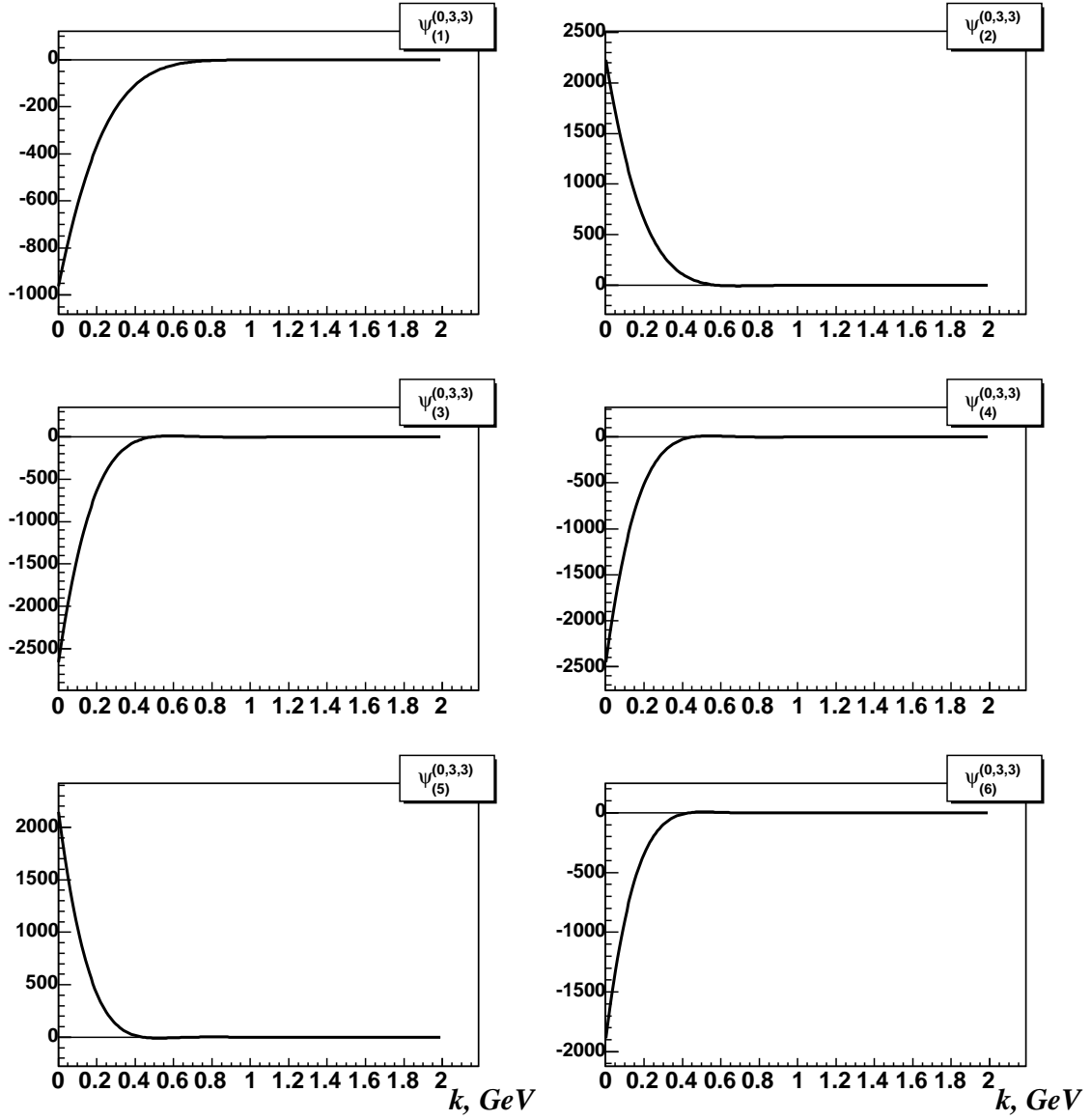


Figure 20: Wave functions of the L=3 group (b_3 -mesons with $n = 1, 2, 3, 4, 5, 6$).

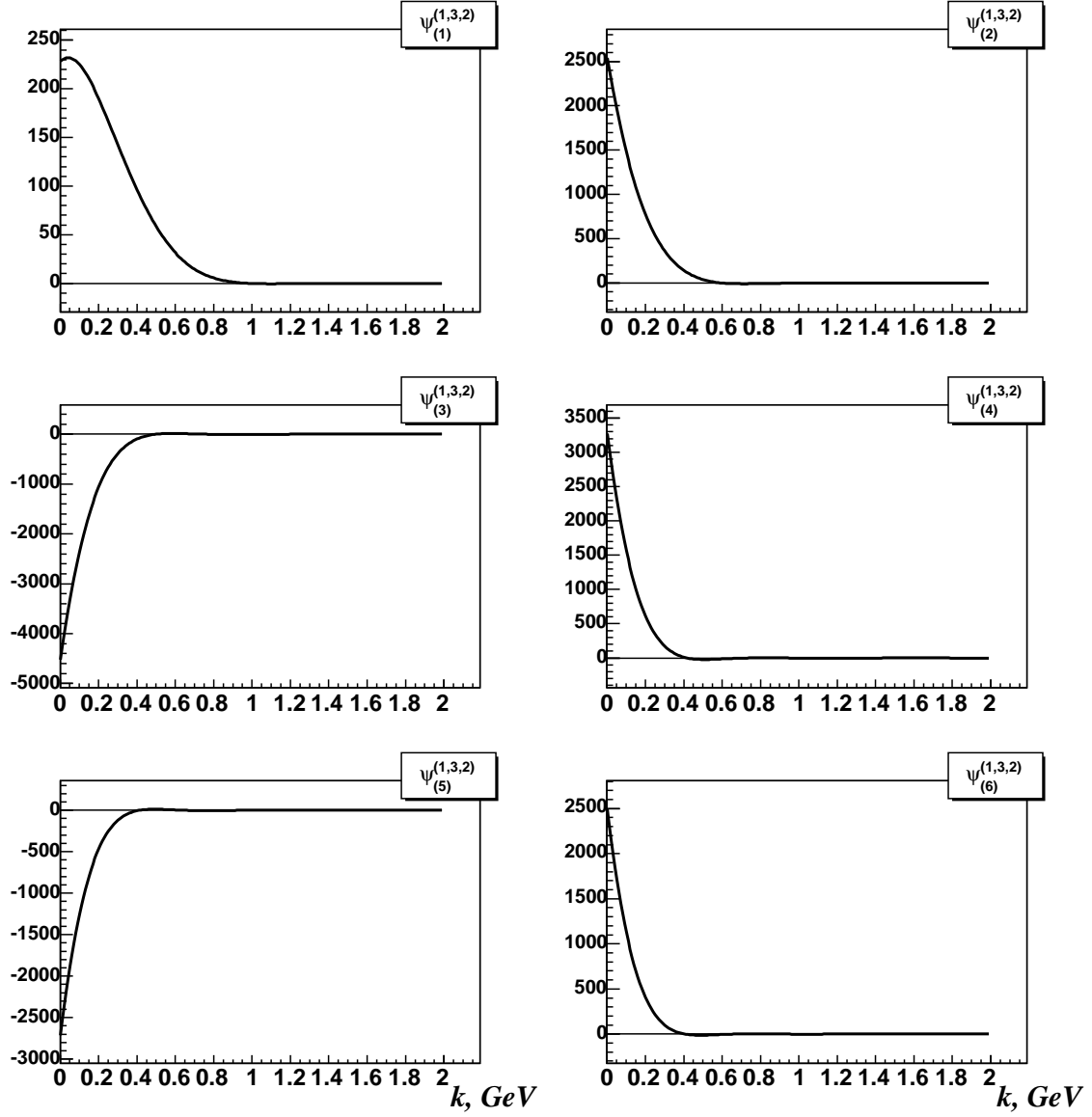


Figure 21: Wave functions of the L=3 group (f_2 -mesons with $n = 1, 2, 3, 4, 5, 6$).

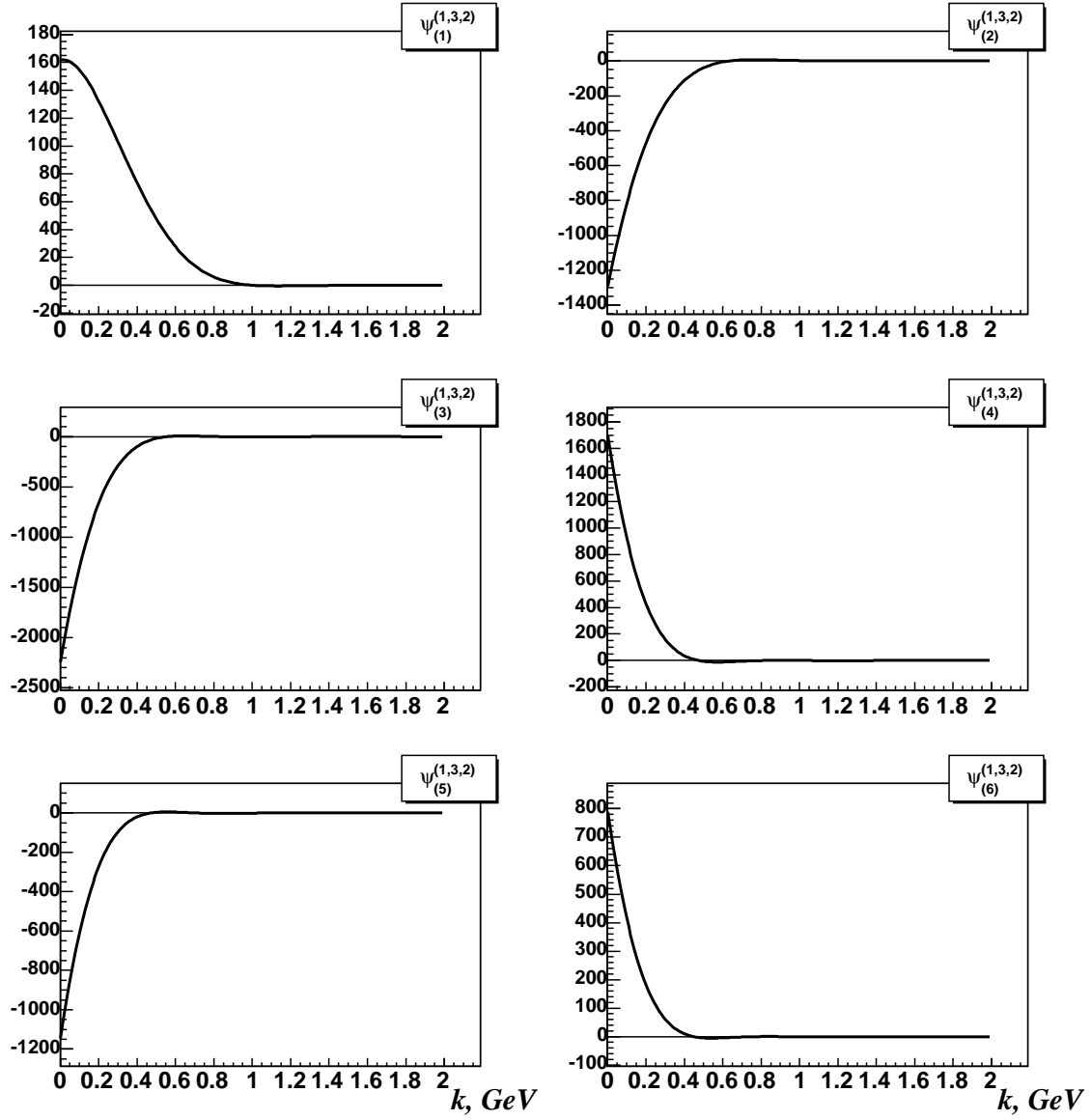


Figure 22: Wave functions of the L=3 group (f_2 -mesons with $n = 1, 2, 3, 4, 5, 6$).

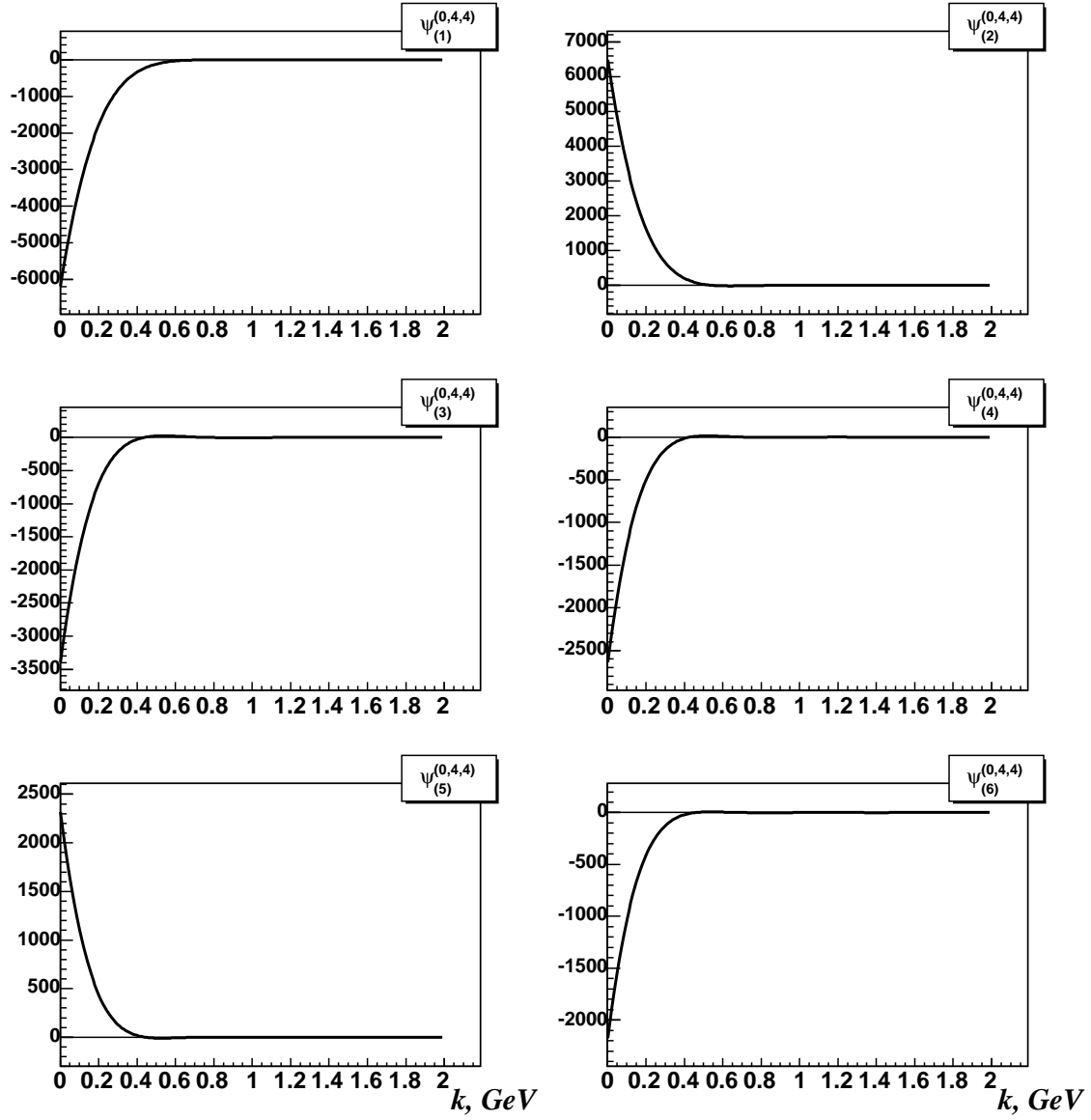


Figure 23: Wave functions of the L=4 group (π_4 -mesons with $n = 1, 2, 3, 4, 5, 6$).

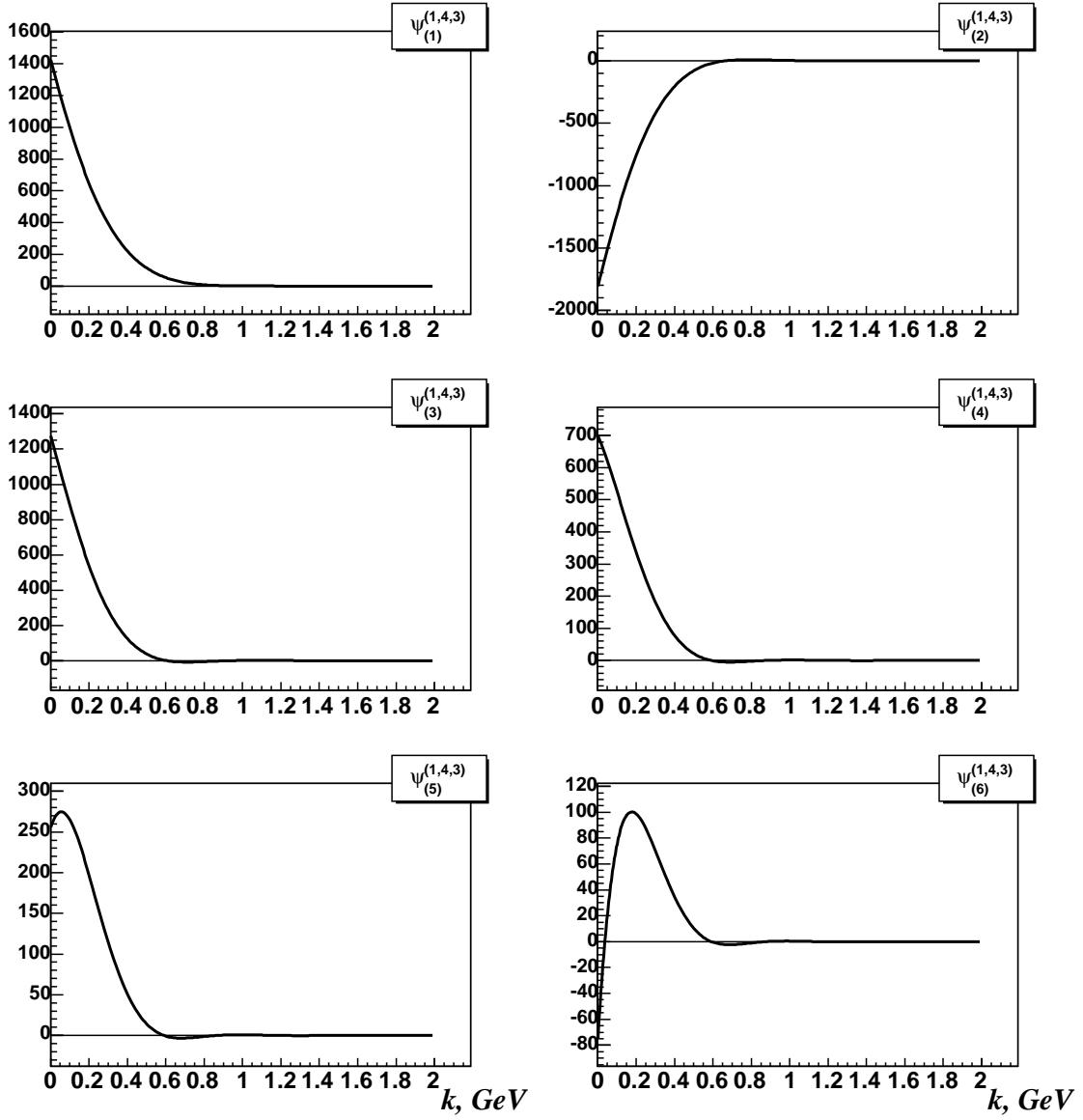


Figure 24: Wave functions of the L=4 group (ρ_3 -mesons with $n = 1, 2, 3, 4, 5, 6$).

