

Simulations of black hole air showers in cosmic ray detectors

Eun-Joo Ahn*

*Department of Astronomy and Astrophysics, and Kavli Institute for Cosmological Physics,
The University of Chicago, 5640 S. Ellis Ave, Chicago IL 60637, USA*

Marco Cavaglia†

Department of Physics and Astronomy, University of Mississippi, University, MS 38677-1848, USA

(Dated: November 11, 2018)

We present a comprehensive study of TeV black hole events in Earth’s atmosphere originated by cosmic rays of very high energy. An advanced fortran Monte Carlo code is developed and used to simulate black hole extensive air showers from ultrahigh-energy neutrino-nucleon interactions. We investigate the characteristics of these events, compare the black hole air showers to standard model air showers, and test different theoretical and phenomenological models of black hole formation and evolution. The main features of black hole air showers are found to be independent of the model considered. No significant differences between models are likely to be observed at fluorescence telescopes and/or ground arrays. We also discuss the tau “double bang” signature in black hole air showers. We find that the energy deposited in the second bang is too small to produce a detectable peak. Our results show that the theory of TeV-scale black holes in ultrahigh-energy cosmic rays leads to robust predictions, but the fine prints of new physics are hardly to be investigated through atmospheric black hole events in the near future.

PACS numbers:

I. INTRODUCTION

The study of super-Planckian collisions dates back to the late 80’s [1]. Today’s renewed interest [2] stems from the possibility that the fundamental scale of gravity may be much lower than the observed gravitational scale [3]. In braneworld scenarios, the observed weakness of the gravitational field is due to the “leakage” of gravity in the extra dimensions: Standard model (SM) fields are constrained in a four-dimensional submanifold, whereas gravitons are allowed to freely propagate in the higher-dimensional spacetime [4]. If the gravitational coupling constant is of the order of few TeVs, the physics of super-Planckian collisions could soon be detected through observation of subnuclear black holes (BHs) and other extended objects, such as branes, in particle colliders [5, 6] or ultrahigh-energy cosmic ray (UHECR) observatories [7, 8, 9, 10]. (For reviews and extra references, see Refs. [11, 12, 13]).

The semiclassical limit of super-Planckian scattering suggests that the cross section for creation of a BH or brane with radius R is approximately given by the geometrical black disk $\sigma_{BD}(s, n) = \pi R^2(s, n)$, where \sqrt{s} is the center of mass (c.m.) energy of the colliding quanta and n is the number of extra dimensions. Gravitational objects with mass of order of the fundamental gravitational scale M_* have radius of order M_*^{-1} . In symmetric compactification models, the size of extra dimensions is much larger than M_*^{-1} . (For conventions, see Ref. [11].) Thus the spherical approximation is justified; the geometry of nonperturbative objects is that of a n -dimensional BH. The spherical approximation breaks down for asymmetric compactifications, where some of the extra dimensions have size of order of the fundamental Planck scale. In that case, the geometry of nonperturbative objects is that of strings and branes [6].

UHECRs are attractive because of their high c.m. energy. The nucleon-nucleon cross section for formation of BHs and branes is very small compared to other SM hadronic processes. The neutrino-nucleon cross section for BH or brane formation may be higher than the cross section of the SM process, thereby giving interest to neutrino interaction. Under the most favorable circumstances, the cross section for BH formation at the TeV scale reaches millions of pb for neutrino-nucleon collisions in the atmosphere. The cross section for brane production is expected to be even larger. These results have led to the claim that UHECR detectors might observe BHs and probe Planckian physics.

*Electronic address: sein@oddjob.uchicago.edu

†Electronic address: cavaglia@olemiss.edu

Event observables would be the secondary products of the BH or brane after their formation, i.e. extensive air showers originated by field emission in the decay phase. Hawking evaporation provides an emission mechanism for BHs [14]. SM quanta are emitted in the visible three-brane and can be detected. Branes may or may not evaporate, depending on their properties. However, the decay spectrum of massive excitations in string theories has been shown to be thermal [15]. This suggests that BH and brane decay signatures may be similar.

The observational signatures of BH events in the semiclassical approximation have been investigated in a number of recent publications. In Ref. [9] the authors found that BH interactions generate different air showers from SM interactions. BH air showers tend to rise faster and have larger muon content. A BH event produces a hadronic air shower occurring at a much greater depth in the atmosphere, i.e., a very deeply penetrating hadronic air shower. However, the inability of realistic detectors to observe the first interaction point hides most of the difference between BH and SM air showers. Given that present observatories are not large enough to study a large number of neutrino events, discrimination of BH and SM events is likely not to be achieved in the near future. Another characteristic of BH air showers is τ generation. Although the rate for these events is low if the ultrahigh-energy neutrino flux is at the level of the expected cosmogenic neutrinos, unusual “double-bang” air showers could signal a departure from SM interactions.

Whereas the semiclassical picture seems reasonable, the actual physics of subnuclear BH formation could be very different. In the last year or two, significant advances in the understanding of microscopic BH formation and air shower evolution have appeared in the literature. It is thus timely and worthwhile to re-examine the observational signatures of BH air showers. To this purpose, we developed a thorough fortran Monte Carlo (MC) code to simulate the air showers induced by BH formation in neutrino-air collisions, which includes these theoretical refinements [16]. The MC has the same structure of the MC used in Ref. [9]. The code generates observable secondaries from BH evaporation using the PYTHIA generator [17]. These secondaries are then injected into the AIRES simulator [18] as primaries for the final air shower.

The purpose of our study is threefold. Firstly, we want to confirm the main findings of the previous investigation. Secondly, we want to test various proposals of BH vs. SM air shower discrimination that have appeared in the literature, such as the τ “double bang” effect [10]. Thirdly, we want to look for new ways of discriminating between different models of BH formation and evolution.

Our analysis will show that the main characteristics of BH air showers are essentially independent of the details of BH evolution. Because of large uncertainties and statistical fluctuations in air shower detection, it is also practically impossible to discriminate between alternative models of BH formation and evaporation. For instance, we will show that there is no significant observational difference between a model of BH formation based on the semiclassical black disk and the trapped-surface model [13], or between a model of BH evaporation with final explosive decay and stable remnant [19]. These results limit significantly the use of BH air showers (if they exist) to probe details of “new physics”. We will also show that newly proposed signatures do not help in the task of discriminating BH vs. SM air shower detection. No observational trace of the “double bang” signature can be extracted from a realistic detector in the near future.

II. BASICS OF BH FORMATION AND EVOLUTION

In this section we briefly review the basics of BH formation and evolution, focusing on recent theoretical advances that have been included in the MC code.

A. BH formation and cross section at parton level

Thorne’s hoop conjecture [20] states that a horizon forms when a mass M is compacted into a region with circumference smaller than twice the Schwarzschild radius $R(M)$ in any direction. At subnuclear level, this can be achieved by scattering two partons (ij) on the brane with c.m. energy $\sqrt{s_{ij}} > M$ and impact parameter $b < R(M)$. This event can formally be described by the process $ij \rightarrow \text{BH} + E(X)$, where $E(X)$ denotes collisional energy that does not contribute to the BH mass. This energy includes a bulk component of gravitational radiation and perhaps non-SM gauge fields, and a brane component of SM fields. If $E(X)$ is zero, the hoop conjecture implies that the cross section for BH production is independent of the impact parameter (as long as $b < R(M)$) and equal to the geometrical black disk $\sigma_{BD}(s_{ij}, n)$. If $E(X) \neq 0$, the cross section depends on the impact parameter, and is expected to be smaller than

the black disk cross section. It is worth stressing that this picture is correct only if the BH is larger than the Compton length of the colliding quanta. (For discussions on the effect of wave packet size on the BH formation process, see Ref. [21].) A precise calculation of the collisional energy loss is essential to understand BH formation.

Many papers have been devoted to improve or disprove the hoop conjecture. The most popular model is currently the trapped-surface model [22, 23, 24], although alternative techniques have been explored [13]. The trapped-surface approach gives an upper bound on the gravitational component of $E(X)$ by modelling the incoming partons as two Aichelburg-Sexl shock waves [25]. The Aichelburg-Sexl wave is obtained by boosting the Schwarzschild solution to the speed of light at fixed energy. The resulting metric describes a plane-fronted gravitational shock wave corresponding to the Lorentz-contracted longitudinal gravitational field. The parton scattering is simulated by superposing two shock waves travelling in opposite directions. The union of these shock waves defines a closed trapped-surface that allows to set a lower bound on the BH mass. The collisional energy loss depends on the impact parameter and increases as the number of spacetime dimensions increases. The BH mass monotonically decreases with the impact parameter from a maximum of about 60-70% of the c.m. energy for head-on collisions.

The trapped-surface result is consistent within one order of magnitude with the hoop conjecture. However, the partons are assumed to be pointlike, massless, spinless, and electrically neutral. The pointlike assumption fails for directions transversal to the motion [26]. Colliding partons generally have spin and charge. While size and spin effects are expected to be mostly relevant around the Planck energy, charge effects could dominate at higher energy. It should also be kept in mind that the trapped-surface model provides only a lower bound on the BH mass. An accurate estimate of the gravitational collisional energy loss would require the use of the full non-linear Einstein equations in higher dimensions. Since this is a virtually impossible task, alternative approximated models have been investigated. The gravitational energy emission in a hard instantaneous collision can be computed in the linearized limit [27]. This approach suggests that the trapped surface method overestimates the gravitational energy emitted in the process. For head-on collisions, the instantaneous method predicts the gravitational energy loss to be only about 10% of the c.m. energy. This result is in agreement with a perturbative calculation modelling the parton-parton collision as a plunge of a relativistic test particle into a BH with mass equal to the c.m. energy [28].

In conclusion, known methods for the estimate of the gravitational loss in relativistic scattering at parton level give a BH mass ranging between 60% and 100% of the c.m. energy. Today, the trapped-surface value and the black disk value can be considered as the lower and upper bounds on the BH mass, respectively.

B. Cross section at nucleon level

The total cross section for a super-Planckian event involving a nucleon is obtained by integrating the above cross section over the parton distribution functions. BHs formed in a neutrino-nucleon collision may dominate over the SM processes and stand a fair chance of detection. On the contrary, the branching ratio of the BH cross section in a nucleon-nucleon collision is $\sim 10^{-9}$. Therefore, BH detection in nucleon-nucleon interactions cannot be achieved with current and next generation detectors due to the low flux of UHECRs.

If the BH mass depends on the impact parameter, the generally accepted formula for the total cross section of the neutrino-nucleon process is

$$\sigma_{\nu N \rightarrow BH} = \sum_i \int_0^1 2z dz \int_{x_m}^1 dx q_i(x, -Q^2) F \sigma_{BD}(xs, n), \quad (1)$$

where $q_i(x, -Q^2)$ are the Parton Distribution Functions (PDFs) [29, 30] with four-momentum transfer squared $-Q^2$, and fraction of the nucleon's momentum carried by the i -th parton \sqrt{x} . z is the impact parameter normalized to its maximum value and $x_m = M_{min}^2 / (sy^2(z))$, where $y(z)$ and M_{min} are the fraction of c.m. energy trapped into the BH and the minimum-allowed mass of the gravitational object, respectively. F is a form factor. The total cross section for the black disk model is obtained by setting $F = 1$ and $y^2(z) = 1$.

Different sets of PDFs are defined in the literature. The PDFs are not known at energies above the TeV and for values of momentum transfer expected in BH formation. Equation (1) is usually calculated by imposing a cut-off at these values. The PDFs also suffer from uncertainties at any momentum transfer ($\sim 10\%$) [9] and from the ambiguity in the definition of Q [31]. The momentum transfer is usually set to the BH mass or the inverse of the Schwarzschild radius. Although recent literature inclines toward the latter, there are no definite arguments to prefer either one or to exclude alternative choices. The uncertainty due to the ambiguity in the definition of the momentum transfer is about $\sim 10 - 20\%$ [8].

The form factor and the amount of trapped energy depend in principle on energy, gravitational scale, geometry and physical properties of the extra dimensions and gravitational object. The trapped-surface method gives numerical values of order unity for these quantities. (See Refs. [22, 23] and discussion above). However, these results depend on the way the trapped-surface is identified. Other models [32] give values which are more or less consistent with the trapped-surface method. With the lack of further insight, it is common practise in the literature to either choose the trapped-surface result or the simple black disk model.

The lower cutoff on the fraction of the nucleon momentum carried by the partons is set by the minimum-allowed (formation) mass of the gravitational object, M_{min} . This threshold is expected to roughly coincide with the mass for which the semiclassical description is valid. This conclusion is motivated for spherically symmetric BHs by the following argument [33]: For $M_{min}/M_\star \gtrsim \text{few}$, the Hawking entropy of the BH should be large enough to neglect strong gravitational effects. The semiclassical results are then extrapolated for smaller values with the assumption that the BH or its Planckian progenitor decays on the brane. However, this argument is based on Hawking's semiclassical theory and may not be valid at energies equal to few times the Planck mass. For example, the existence of a minimum spacetime length l_m implies the lower bound on the BH mass [19, 34]:

$$M_{ml} = \frac{n+2}{8\Gamma\left(\frac{n+3}{2}\right)} (2\sqrt{\pi} l_m/M_\star)^{n+1} M_\star. \quad (2)$$

BHs with mass less than M_{ml} do not exist, since their horizon radius would fall below the minimum-allowed length. At fixed M_\star , the minimum-allowed mass grows as a power of l_m^{n+1} . For $n = 6$ or 7 and $l_m M_\star \gtrsim 1$, it follows $M_{ml} \sim M_{min} \gg M_\star$.

C. BH evolution

It is believed that the decay of microscopic BHs happens in four distinct stages: I. radiation of excess multipole moments (balding phase); II. spin-down; III. Hawking evaporation; IV. final explosion or formation of a BH remnant. Phases I-III rely on semiclassical results, provided that the entropy is sufficiently large. Phase IV is in the realm of quantum gravity.

Although some progress has been made, the understanding of balding phase and spin-down phase is still fragmentary. For example, the emission of radiation from a $(n+4)$ -dimensional rotating BH on the brane is known only for spin-0 fields [35]. Due to these limitations, some of these theoretical results cannot be implemented in MC simulations at the present stage. Moreover, phase I is not expected to lead to a significant amount of energy loss and the observational uncertainties (see below) are likely to dominate the theoretical uncertainties in phase II.

Many papers have been devoted to the investigation of the Hawking phase. Although several analytical and numerical results have been obtained [36], from the viewpoint of numerical simulations the situation is similar to the balding and spin-down phases. For instance, greybody factors for the graviton are not fully known in $(n+4)$ -dimensions even for the spherically symmetric BH. This precludes their use in numerical codes, where a consistent use of greybody factors is required. The field content at trans-Planckian energies is also not known. Onset of supersymmetry, for example, could lead to other evaporation channels for the BH and large emission of non-SM or undetectable quanta during the decay phase. Finally, quantum effects may also affect the emission of visible quanta on the brane.

Quantum corrections to the Hawking phase can be phenomenologically described by assuming the existence of a minimum length of the order of the Planck length [37]. The existence of a minimum scale is a common consequence of most (if not all) theories of quantum gravity such as string theory, non-commutative geometry and loop quantum gravity. The presence of a cutoff at small spacetime distances leads to a modification of the uncertainty principle at Planck scales. Since the Hawking thermodynamical quantities can be derived by applying the uncertainty principle to the BH, the existence of a minimum length leads to corrections in the thermodynamical quantities [19, 34].

At the end of the Hawking phase, the BH is expected to either non-thermally decay in a number n_p of hard quanta or leave a remnant. In either case we must content ourselves with a phenomenological description, due to the lack of a theory of quantum gravity. The final non-thermal decay is usually described by setting a cutoff on the BH mass of the order of the Planck mass, $Q_{min} \sim M_\star$, and then equally distributing the energy Q_{min} to a number n_p of quanta. Since the decay is non-thermal, and in absence of any guidance from a theory of quantum gravity, the quanta are democratically chosen among the SM degrees of freedom. Note that Q_{min} does not necessarily coincide with M_{min} . The former gives the threshold for the onset of quantum gravity effects, whereas the latter gives the minimum-allowed mass of the classical object. From the above definitions, it follows $M_{min} \geq Q_{min}$. The existence of a minimum length

gives a natural means to set Q_{min} . In that case, the modified thermodynamical quantities determine the endpoint of Hawking evaporation when the mass of the BH reaches M_{ml} . This mass can be identified with the mass of the BH remnant [19, 34].

III. BH GENERATOR

In this section we list the main characteristics of the MC generator used in the simulations [16]. The physics of BH formation and decay is determined by the following set of external parameters and switches in the MC code:

1. Fundamental Planck scale;
2. Number of extra dimensions;
3. Gravitational loss at BH formation and gravitational loss model;
4. Minimum BH mass at formation;
5. Quantum BH mass threshold at evaporation;
6. Number of final quanta at the end of BH decay;
7. Momentum transfer model in parton collision;
8. Conservation of electromagnetic (EM) charge;
9. Minimum spacetime length.

The above parameters are briefly explained below. A more detailed explanation can be found at the MC generator web site [16].

A. BH formation and parton cross section

The MC does not require any lower or upper bound on the Planck mass M_* . However, experimental constraints exclude values of $M_* \lesssim 1$ TeV and large values of M_* do not allow BH formation in the atmosphere. Therefore, M_* must be chosen with caution. Since $n = 1$ and $n = 2$ are excluded experimentally, and most of the theoretical models are limited to $n \leq 7$, the number of extra dimensions n ranges from 3 to 7.

The MC includes three models for BH formation and cross section: Black disk, Yoshino-Nambu (YN) trapped-surface model [22], and Yoshino-Rychkov (YR) improved trapped-surface model [23]. This allows a comparison between air showers based on the black disk model [9] and air showers generated by BHs with significant gravitational loss at formation. Observable differences between different models of BH formation can be investigated, as suggested in Ref. [23].

The minimum BH mass M_{min} is set in units of M_* or M_{ml} (if a minimum length is present, see below). This parameter is always larger than one, i.e. $M_{min} \geq \text{Max}(M_*, M_{ml})$.

B. Total and differential cross section

The distribution of the initial BH masses is given by the differential cross section $d\sigma/dM_{BH}$, where $M_{BH} = \sqrt{xs}$. The MC uses the (stable) cteq5 PDF distribution [30, 38]. Since the use of different PDF distributions produces an insignificant uncertainty in the total and differential cross sections, other PDF distributions are not implemented in the MC. The uncertainty due to the choice of the momentum transfer is generally larger. Therefore, a switch allows to choose between BH mass or inverse of the Schwarzschild radius as definition of momentum transfer.

The part of c.m. energy of the neutrino-nucleon system which is not trapped or lost in gravitational radiation at formation is attributed to the nucleon remnant. For sake of simplicity, only neutrino-proton collisions are implemented

in the MC code. A neutrino-neutron collision does not produce significant statistical differences in the nucleon remnant compared to a neutrino-proton collision. The proton remnant is successfully fragmented according to QCD in mesons/baryons (see, for example, Ref. [17]) and then is decayed with the PYTHIA generator along with the quanta created in the BH evaporation process.

C. BH evaporation

Due to the lack of results for the balding and spin-down phases described above, energy losses in these stages are assumed to be either negligible or included in the energy loss during formation. This is a reasonable assumption since the trapped-surface model likely overestimates the actual energy loss. Balding and spin-down effects are also not expected to produce detectable differences in BH air showers, given experimental uncertainties and statistical fluctuations. Nevertheless, keeping an open mind, we plan to include balding and spin-down effects in updated versions of the code, as soon as theoretical results become available.

A similar conservative approach is used in the Hawking phase, where only thermally-averaged greybody factors in four dimensions are implemented in the MC. This is justified by consistency reasons in the code (the full greybody factors for all fields are not known). As the SM fields are emitted on the brane, and given the observational uncertainties, the difference between thermally-averaged and exact greybody factors is not expected to be detectable. The particle content at trans-Planckian energies is assumed to be the minimal $SU(3) \times SU(2) \times U(1)$ SM with three families and a single Higgs boson. The degrees of freedom c_i and the thermally-averaged greybody factors Γ_i are listed in Table I. The decay multiplicities per species N_i are assigned according to the prescription of Ref. [39]:

$$N_i = N \frac{c_i \Gamma_i f_i(3)}{\sum_j c_j \Gamma_j f_j(3)}, \quad (3)$$

where $f_i(m) = 1$ or $1 - 2^{1-m}$ for bosons or fermions, and the total multiplicity N is

$$N = \frac{30\zeta(3)}{\pi^4} S \frac{\sum_i c_i \Gamma_i f_i(3)}{\sum_j c_j \Gamma_j f_j(4)}, \quad (4)$$

where S is the initial entropy of the BH.

The presence of a minimum length affects the BH evolution in the Hawking phase. If no minimum length is present, the MC evaporates the BH according to the Hawking theory. Alternatively, the BH evolution proceeds according to the modified thermodynamics of Ref. [19, 34]. In both cases the evaporation ends when the BH reaches the mass Q_{min} . This is set in units of M_\star (M_{mt}) if the minimum length is zero (nonzero). Note that the BH minimum formation mass M_{min} and the endpoint of Hawking evaporation Q_{min} are independent parameters. Four-momentum is conserved at

	c_i	Γ_i
quarks	72	0.6685
charged leptons	12	0.6685
neutrinos	6	0.6685
photon	2	0.2404
EW bosons	9	0.2404
gluons	16	0.2404
Higgs	1	1
graviton	$(n+4)(n+1)/2$	0.0275

TABLE I: Degrees of freedom c_i and thermally-greybody factors Γ_i for the SM fields. The graviton is assumed to propagate in all dimensions.

each step in the evaporation process by taking into account the recoil of the BH on the brane due to the emission of the Hawking quanta. The initial energy of the BH is distributed democratically among all the Hawking quanta with a random smearing of $\pm 10\%$. This smearing factor is introduced on a purely phenomenological basis to take into account quantum uncertainties in the emission of each quantum.

D. BH final decay

The MC code allows for two different choices of final BH decay: Final explosion in a number n_p of quanta or BH remnant. If $n_p = 0$, the BH settles down to a remnant with mass Q_{min} . If $n_p = 1 \dots 18$, the BH decays in a number n_p of quanta by a n -body process with total c.m. energy equal to Q_{min} .

A switch controls conservation of EM charge in the decay process (Hawking evaporation + final decay). The purpose of this switch is to allow for the existence of a charged BH remnant. If the EM charge is not conserved and $n_p = 0$, the BH remnant carries a charge Q_R , where $1 - Q_R = Q_H + Q_N$ is the sum of the EM charge of the Hawking quanta plus the charge of the nucleon remnant. If the EM charge is conserved and $n_p = 0$, the BH remnant is assumed to be electrically neutral, i.e. $Q_R = 0$: The absolute value of the total charge in the Hawking quanta is $|Q_H| \leq 2e/3$ and $Q_N = 1 - Q_H$. This is justified from the fact that the BH charge should have been shed earlier in the evaporation process. (See, however, Ref. [40] for a different viewpoint.) It should be stressed that the air shower phenomenology of a charge remnant is not known and it is not clear how to track it in the atmosphere in a meaningful way.

IV. BASICS OF NEUTRINO AIR SHOWERS

This section presents the essentials of the theory and phenomenology of UHECR neutrino air showers.

A. Physics of neutrino air showers

UHECRs are believed to be a composite of protons and heavier nuclei. Ultrahigh-energy neutrinos are created as these UHECRs interact with the cosmic microwave background through photopion production (protons) or the infrared background (iron nuclei). A cutoff in the energy spectrum is expected at the threshold energy of the photopion production, known as the Greisen-Zatsepin-Kuzmin (GZK) cutoff. These neutrinos are called cosmogenic or GZK neutrinos. Cosmogenic neutrinos are almost “guaranteed” to exist, though they have not been observed yet. They are the most likely source of neutrinos to produce BHs in the atmosphere. The peak of the cosmogenic neutrino flux is around 10^{17-18} eV (c.m. energy $\sim 10 - 50$ TeV). The flux depends on a number of parameters of the UHECR source such as spatial distribution, injection spectrum, abundance, maximum energy and cosmological evolution. These factors can affect the flux even by a couple of orders of magnitude.

The depth of the first interaction point, X_0 , depends on the total cross section of the process. The column depth of Earth’s atmosphere in the horizontal direction is 3.6×10^4 g cm $^{-2}$. The interaction length of a neutrino with energy $E_\nu = 10^9$ TeV is $\lambda_{CC} \simeq 1.1 \times 10^7$ g cm $^{-2}$ for charged current (CC) interactions. The largest possible cross sections of BH events give shorter interaction lengths, but still larger than the column depth of Earth’s atmosphere. Therefore, neutrinos interacting in the atmosphere can induce air showers at any X_0 . In contrast, SM hadronic interactions have large cross sections with X_0 high in the atmosphere. Considering deeply penetrating horizontal air showers effectively filters out SM hadronic air showers, while giving the most likely chance of interaction. The background for detecting BH air showers is limited to SM neutrino air showers.

The SM interaction channels are the CC and neutral current (NC) for all three flavors. The energy of the leading lepton in the final state is given by $(1 - y)E_\nu$, where the mean value of the inelasticity y is ≈ 0.2 . The leading lepton in the NC interaction is a neutrino that does not contribute to the air shower and the cross section is lower than the cross section of the CC interaction, $\sigma_{NC}(E) \approx 0.4 \sigma_{CC}(E)$. The ν_μ -CC produces a high energy μ that does not decay before reaching ground. The ν_τ -CC produces a τ that also generally does not decay before reaching ground. Therefore, the most relevant background for BH air showers is the ν_e -CC channel.

B. Air shower detection

Extensive air showers can be detected with fluorescence telescopes and ground arrays. Fluorescence telescopes observe the fluorescence light produced by the interaction of atmospheric nitrogen molecules with the EM component of the developing air shower. The fluorescence method pioneered by the Fly’s Eye detector [41] and currently operated by HiRes [42] and the Pierre Auger Observatory (PAO) [43] is able to reconstruct the longitudinal development of the

(mainly) e^+e^- component of the air shower. This technique provides a good estimate of the energy of the primary particle that initiates the air shower, since most of the energy of the air shower goes into the observable EM channel. This method also enables reconstruction of the shower maximum X_m , i.e. the depth at which the cascade contains the maximum number of e^+e^- pairs. The quantity $X_m - X_0$ is sensitive to the type of primary particle, its energy, and the kind of interaction initiating the cascade. The duty cycle is approximately 10%, as clear moonless nights are required.

Ground arrays record the “footprint” of the air shower. Various methods are used to detect charged particles on the ground. Some examples are plastic scintillators [44, 45] and water Cerenkov tanks [43, 46]. These detectors are spread over areas ranging from a few km^2 to a few thousand km^2 . For example, the fully functioning southern PAO will have 1600 water Cerenkov tanks each with surface area of 10 m^2 , covering 3000 km^2 . Arrival time, composition, and pattern of the ground signals are used to analyze the properties of the air shower. Ground arrays can be operated full time.

The best method of BH air shower detection is a combination of fluorescence and ground detectors, such as the PAO. In view of this, we study both the air shower longitudinal development and the muon content at ground level. For inclined air showers, the geomagnetic field affects the distribution of particles on the ground, which is very sensitive to the zenith angle. Therefore, we simply count the number of particles rather than study their distribution.

V. AIR SHOWER GENERATOR

The BH generator output consists of a list of elementary SM quanta which are decayed with PYTHIA. The secondaries of the BH decay (PYTHIA output) are boosted to the laboratory frame and injected in the air shower generator AIRES to obtain the air shower. In this section we describe in detail the air shower part of the simulation.

The AIRES code requires to input primary cosmic ray properties and simulation conditions. The required physical parameters are:

1. Energy of the primary cosmic ray;
2. Zenith angle of the primary cosmic ray;
3. Azimuth angle of the primary cosmic ray;
4. Total number of air shower simulations;
5. Starting point of the air showers;
6. Number of observing levels for the longitudinal air shower development;
7. Observation site to determine geomagnetic field and ground altitude;
8. Thinning level;
9. Thinning weight limitation;
10. Threshold energies for gamma rays, electrons, muons, mesons, and nucleon;
11. Threshold energies for (approximately) propagating gamma rays and electrons.

In our simulations, the zenith angle is set to 70° and X_0 is set to an altitude of 10 km, corresponding to a slant depth of 780 g cm^{-2} . The BH interaction takes place at the injection altitude. The threshold energies for tracking particles in the air showers are 100 keV for gamma rays, electrons and positrons, 1 MeV for muons, 1.5 MeV for mesons, and 150 MeV for nucleons. The geomagnetic field is set to the Pierre Auger Observatory (El Nihuil site). The thinning level is 10^{-6} with weight limitation of 0.2. A more detailed explanation of each parameter and other possible options can be found in the AIRES manual.

A. BH air showers

The steps to initiate a BH air shower are:

1. The BH is decayed in the c.m. frame. The unstable quanta are hadronized or decayed instantaneously by PYTHIA, with the exception of top quarks and τ leptons. PYTHIA does not handle top quarks. Therefore, they are instantaneously decayed as $t \rightarrow bW$ before being injected in PYTHIA. The τ leptons are produced directly from BH evaporation, or from hadronization or decay of other particles. Depending on their energy, the τ s may decay before reaching the ground. In that case, they are decayed with PYTHIA but their secondaries are injected into AIRES at different atmospheric depths, according to their boost and free path (see below).
2. All secondaries from PYTHIA are boosted to the laboratory frame. The particles are tightly beamed due to their very high boost.
3. All secondaries are injected into AIRES as primaries of the air shower.

Note that neutral pions generated in the hadronization process are immediately decayed by PYTHIA in the c.m. frame. Their average energy in the laboratory frame is smaller than the critical energy, making them more likely to decay than interact.

B. SM air showers

The CC and NC SM air shower simulations follow Ref. [9]:

1. The differential cross section is integrated over the fraction of the total nucleon momentum carried by the parton for all possible values of y .
2. y is sampled from the previous distribution. The energy of the leading lepton is $(1 - y)E_\nu$.
3. The leading lepton of the CC interaction is injected into AIRES. The leading neutrino of the NC interaction is not observable and is not injected.
4. The hadronic part of CC and NC interactions are hadronized with PYTHIA in the c.m. frame. The resulting particles are boosted back into the laboratory frame and injected into AIRES.

The τ lepton in the ν_τ -CC interaction is treated separately as in the BH air showers. The τ is decayed with PYTHIA and its secondaries are injected at the corresponding atmospheric depth.

VI. SIMULATION RESULTS: SM VS. BH AIR SHOWER DETECTION IN FLUORESCENCE DETECTORS

Simulations show that the characteristics of BH air showers and SM ν_e -CC air showers with identical first interaction point X_0 are quite different. However, these differences can vanish with a suitable shift of X_0 for either of the two processes. As X_0 is not a fixed parameter for these interactions, the properties of BH air showers are of limited practical use for detection purposes. The characteristics of BH air showers and SM ν_e -CC air showers are summarized in the following table:

	BH air showers	SM ν_e -CC air showers
Muon content	High	Low
Development	Quick	Slow
Peak fluctuations	Small	Large
Average total energy	Varying	Stable

The BH air showers are similar to hadronic air showers. The ν_e -CC air showers are comparable to air showers generated by photons. The hadronic nature of the BH air showers is due to the prevalence of hadronic channels in the Hawking evaporation phase. Their rapidity is due to the large number of hadrons initiating the air showers. On the contrary, the main interaction channels in the SM events are pair production and bremsstrahlung. These processes produce a smaller number of secondaries than a hadronic interaction. The Landau-Pomeranchuk-Migdal effect [47] also contributes in slowing the air shower for primary energies $\gtrsim 10^7$ TeV [48]. The BH air showers exhibit smaller fluctuations in X_m than the ν_e -CC air showers. Although the BH mass varies from shower to shower, their development is more or less stable because of the large number of BH secondaries. The BH air showers can be viewed as a superposition of many air showers with less energy. The larger fluctuations from shower to shower in the SM process are due to the fluctuations in the energy $(1 - y)E_\nu$ carried by the leading lepton. The large variations in the total energy of the BH air showers are due to the presence of invisible channels (gravitons, neutrinos, and non-decaying τ s). For example, the proton remnant may fragment into a top quark, which decays as $t \rightarrow b + W$. If the W decay mode is leptonic, a consistent part of the initial proton remnant energy may be carried away by a neutrino. On the contrary, most of the c.m. energy in the ν_e -CC interaction is observable. This leads to a stable air shower total energy.

The differences between SM and BH air showers can be quantified by choosing a benchmark model for the BH process and comparing this model to the SM process. This method also allows to differentiate the effects of various parameters and theoretical models from the stable characteristics of the BH air showers. With some guidance from the theory, a reasonable choice is:

Parameter	Benchmark value
Planck mass (M_\star)	1 TeV
Number of extra dimensions (n)	6
Formation model	Black disk
Minimum-allowed mass (M_{min})	$2 M_\star$
Quantum threshold (Q_{min})	$1 M_\star$
Final hard quanta (n_p)	2
Momentum transfer (Q)	$R^{-1}(M)$
EM charge conservation	YES
Minimum spacetime length (l_m)	0

The left panel of Fig. 1 shows the ν_e -CC air showers and the benchmark BH air showers (50 runs each, neutrino primary energy $E_\nu = 10^7$ TeV). The difference in the shower maxima is $\Delta X_m = 214 \pm 12$ g cm⁻². Although the showers appear to be quite distinct, this difference is a consequence of the same choice of X_0 for both BH and SM air showers. The right panel of the figure shows ν_e -CC air showers shifted so $X_m(BH) \simeq X_m(\nu_e\text{-CC})$. Therefore, BH and SM air showers can only be distinguished when $X_0 - X_m$ is clearly measured. Since present detectors cannot measure X_0 , ν_e -CC air showers and BH air showers cannot be discriminated on an event-by-event basis [9]. We will see in Sect. VIII that this conclusion does not substantially change if the BH parameters are varied.

VII. SIMULATION RESULTS: SM VS. BH AIR SHOWER DETECTION IN GROUND AND HYBRID DETECTORS

Discrimination of BH air showers and ν_e -CC air showers can be improved by the use of ground arrays. The best possible scenario for BH air shower detection is a technique that combines air fluorescence telescopes and a ground array. Since fluorescence telescopes are able to measure X_m accurately, a good air shower discriminator is to fix X_0 and count the number of particles at various distances from X_m . This is equivalent to fixing the detection level and varying the air shower first interaction point. The fluctuation due to the change of X_0 is negligible compared to fluctuations arising from other uncertainties. Figure 2 shows the number of muons at different atmospheric depths vs. the number of electrons at the air shower maximum for BH air showers (benchmark model) and ν_e -CC air showers. The muons are measured from the ground array and the electrons are measured from the fluorescence telescopes. The BH air showers are characterized by a higher muon content than the ν_e -CC air showers. Although the separation is not large enough to distinguish the air showers on an event-by-event basis, discrimination of BH and SM events is possible with enough statistics. The number of muons also depends on the detection level. Since different ΔX s can be seen as different initial interaction points, the air showers in the lower right (upper left) panel of Fig. 2 can be

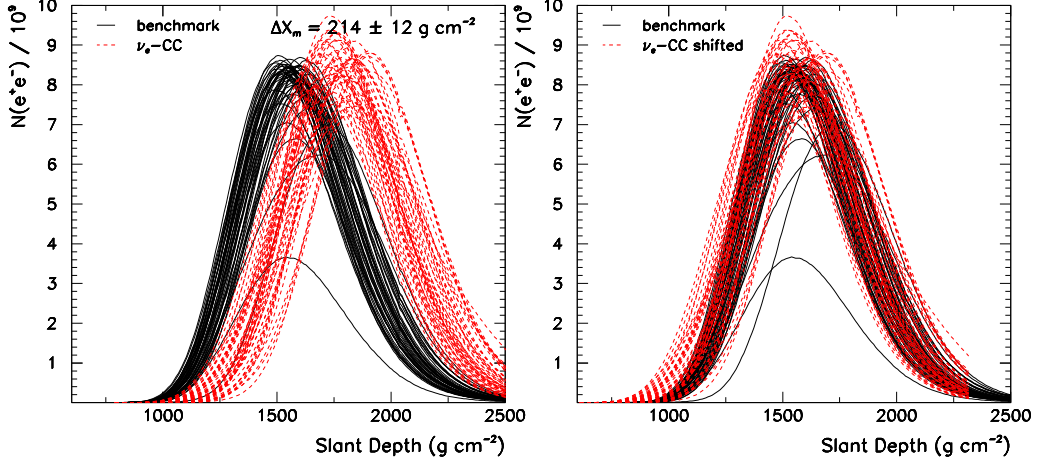


FIG. 1: Number of e^+e^- vs. slant depth for the longitudinal development of 50 air showers with $E_\nu = 10^7$ TeV. The BH air showers for the benchmark model (black solid lines) and the ν_e -CC air showers (red dashed lines) are shown. The air shower maxima are $X_m = 1566 \pm 6$ g cm $^{-2}$ for the BH benchmark model and $X_m = 1780 \pm 9$ g cm $^{-2}$ for the ν_e -CC, respectively. The difference in the air shower maxima is $\Delta X_m = 214 \pm 12$ g cm $^{-2}$. The left panel has both air showers with identical first interaction point, $X_0(\nu_e\text{-CC}) = X_0(\text{BH}) = 780$ g cm $^{-2}$. The right panel shows the same air showers with a shift in $X_0(\nu_e\text{-CC})$ such that $X_m(\nu_e\text{-CC}) \simeq X_m(\text{BH})$.

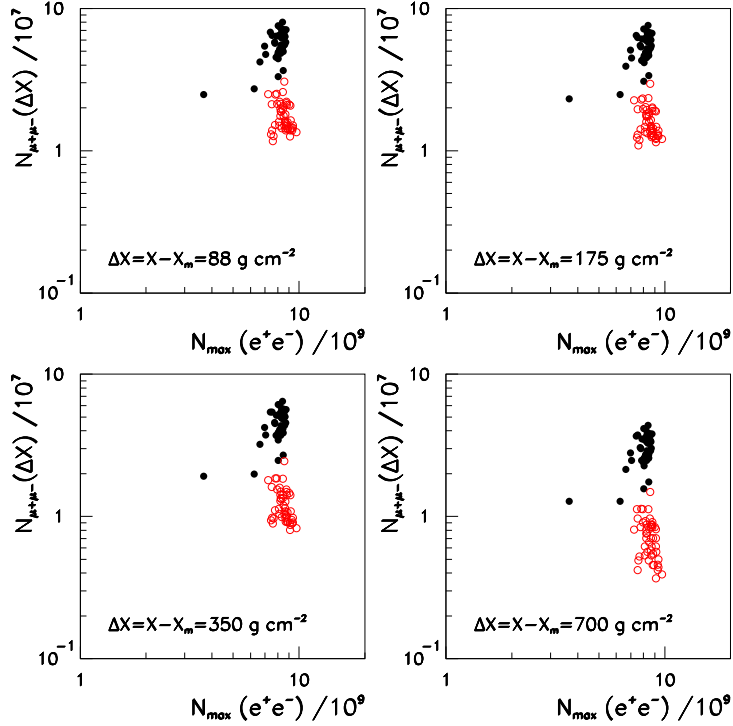


FIG. 2: Number of $\mu^+\mu^-$ at various atmospheric depths $X_m + \Delta X$ vs. the number of e^+e^- at X_m for 50 benchmark model BH air showers (black filled circles) and 50 ν_e -CC air showers (red empty circles). The energy of the primary neutrino is $E_\nu = 10^7$ TeV. The observation depth of the muons increases from left to right panel and from top to bottom panel.

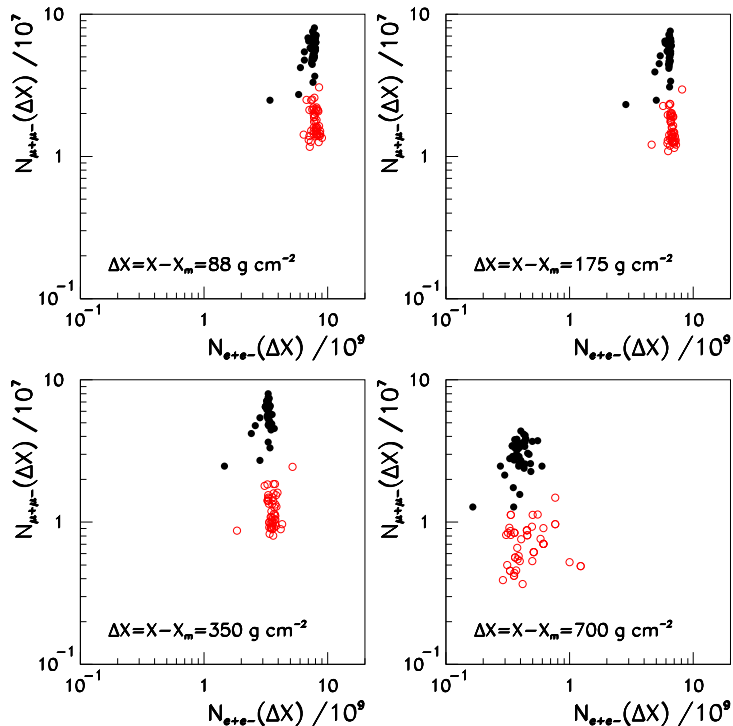


FIG. 3: Number of $\mu^+\mu^-$ vs. number of e^+e^- at various depths $X_m + \Delta X$. The comparison is between 50 BH benchmark model air showers (black filled circles) and 50 ν_e -CC air showers (red empty circles) with $E_\nu = 10^7$ TeV. The observation depth of the muons and electrons increases from left to right panel and from top to bottom panel.

understood as starting higher (lower) in the atmosphere than the air showers in the other panels. The number of muons in the air showers decreases if the first interaction point is higher in the atmosphere.

If only ground detection is possible, a good BH vs. SM discriminator is the number of electrons and muons at various atmospheric depths $X_m + \Delta X$ (Fig. 3). As in the hybrid detection scenario, although the BH air showers show higher muon content than the ν_e -CC air showers, their discrimination requires large statistics. The number of muons depend on the observation level and decreases as ΔX increases. In absence of an air fluorescence telescope to accurately measure X_m , alternative techniques must be used to reconstruct the air shower maximum.

VIII. SIMULATION RESULTS: EFFECT OF BH PARAMETERS

The effects of various BH models can be studied by varying the parameters described in Sect. III and comparing the simulations to the benchmark model. The air shower longitudinal developments for different choices are shown in Figs. 4-8 and summarized in Table II.

The depth of the air shower maximum is not significantly affected by changes in the BH parameters or the theoretical model. Fluctuations in the air showers are large; all X_m values lie within one standard deviation from each other, with the possible exception of the simulations with nonzero minimum length. We conclude that the main characteristics of BH air showers described in the previous section are robust. This result can be qualitatively explained by noticing that most of the c.m. energy of the neutrino-nucleon collision is not trapped in the BH. Therefore, different choices of BH parameters do not produce large observable effects in the air shower development. The main factors determining the BH evolution (BH mass distribution, energy and spectrum of emitted quanta) are difficult to disentangle because their variations do not act to coherently increase or decrease the shower maximum. For instance, increasing the minimum-allowed BH mass from $M_{min} = 2$ TeV to $M_{min} = 10$ TeV increases the average BH mass in the air showers. This leads to a larger number of quanta. However, this property does not translate into a faster air shower

Difference from benchmark	$X_m \pm \text{rms error}$
None (benchmark)	1566 ± 6
$M_* = 3 \text{ TeV}$	1545 ± 6
$n = 3$	1551 ± 5
$M_{min} = 10 \text{ TeV}$	1546 ± 6
$Q_{min} = 2 \text{ TeV}$	1559 ± 7
Neutral remnant	1549 ± 6
Charged remnant	1564 ± 6
YN model	1547 ± 6
YR model	1547 ± 5
$l_{min} = 2.5 M_*^{-1}$	1519 ± 4

TABLE II: Shower maximum X_m and rms error for 50 BH air showers with different physical parameters and models. The primary neutrino energy is $E_\nu = 10^7 \text{ TeV}$. The first row gives X_m for the benchmark model of Sect. VI.

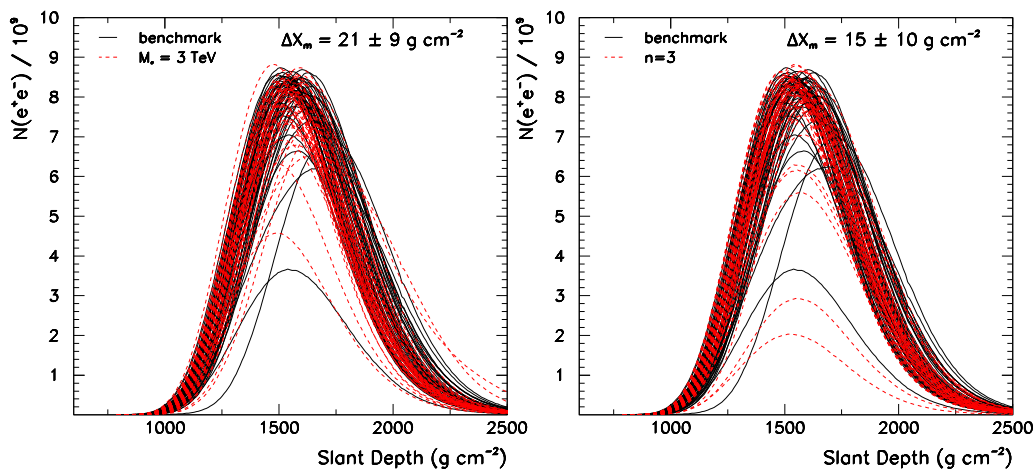


FIG. 4: Longitudinal development of 50 air showers for the BH benchmark model (black solid curves) vs. two different choices of BH parameters (red dashed curves). The energy of the primary neutrino is $E_\nu = 10^7 \text{ TeV}$. The left panel shows the difference between the benchmark model ($M_* = 1 \text{ TeV}$) and $M_* = 3 \text{ TeV}$. The average difference in the air shower maxima is $\Delta X_m = 21 \pm 9 \text{ g cm}^{-2}$. The right panel shows the benchmark case ($n = 6$) and $n = 3$. The average difference in X_m is $\Delta X_m = 15 \pm 10 \text{ g cm}^{-2}$.

development; the average energy per quanta is smaller, and the two effects compensate each other. Two interesting facts are worth observing. Firstly, the benchmark case has the largest cross section and the largest X_m . This result is mainly due to the choice of a relatively small fundamental Planck constant. Adding quantum effects or graviton loss at formation seems to decrease X_m slightly. Secondly, the presence of a minimum length may possibly be the only BH physical signature distinguishable from the black disk model. However, in our simulations the choice of l_{min} has been purposely fine-tuned to the maximum-allowed value that allows BH formation with primary neutrino energy $E_\nu = 10^7 \text{ TeV}$. Relaxing this choice leads to values of X_m closer to the black disk result.

IX. SIMULATION RESULTS: BACKGROUND-FREE SIGNAL FROM τ DECAY

It has been suggested that τ leptons produced during BH events, either directly or through decay of other particles, can produce an observable signal similar to the double bang produced in ν_τ -CC interactions [10]. The mechanism is the following. The BH evaporation initiates a first air shower, while a second air shower is initiated by the τ decay at a lower altitude. If the second bang is large enough to be observed, the double peak feature provides a background-free

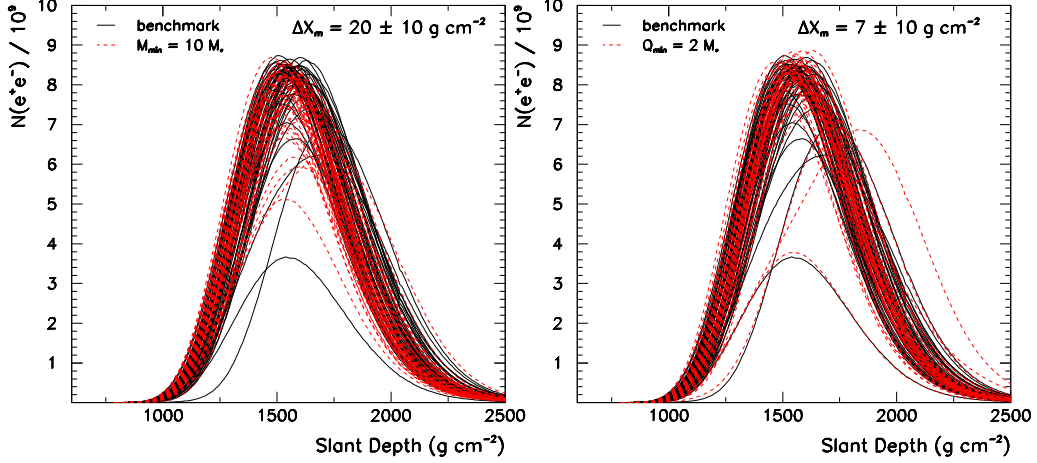


FIG. 5: Longitudinal development of 50 air showers for the BH benchmark model (black solid curves) vs. two different choices of BH parameters (red dashed curves). The energy of the primary neutrino is $E_\nu = 10^7$ TeV. The left panel shows the difference between the benchmark model ($M_{min} = 2M_*$) and $M_{min} = 10M_*$. The average difference in the air shower maxima is $\Delta X_m = 20 \pm 10 \text{ g cm}^{-2}$. The right panel shows the benchmark case ($Q_{min} = M_*$) and $Q_{min} = 2M_*$. The average difference in X_m is $\Delta X_m = 7 \pm 10 \text{ g cm}^{-2}$.

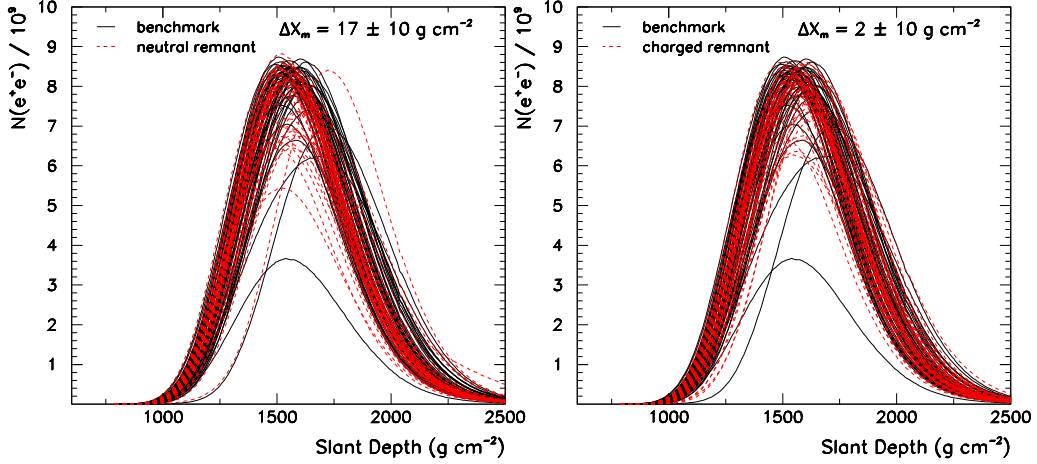


FIG. 6: Longitudinal development of 50 air showers for the BH benchmark model (black solid curves) vs. two different choices of BH parameters (red dashed curves). The energy of the primary neutrino is $E_\nu = 10^7$ TeV. The left panel shows the difference between the benchmark model (final decay in 2 quanta) and BH evolution with final electrically neutral remnant. The average difference in the air shower maxima is $\Delta X_m = 17 \pm 10 \text{ g cm}^{-2}$. The right panel shows the benchmark case and BH evolution with final electrically charged remnant. The average difference in X_m is $\Delta X_m = 2 \pm 10 \text{ g cm}^{-2}$.

signature independent of the first interaction point.

The τ lepton in the ν_τ -CC interaction carries on average about 80% of the total c.m. energy. In a BH event, the fraction of the total BH mass going into the τ second bang can be estimated from Eq. (3) to be roughly

$$\epsilon_\tau \sim \frac{2}{\sum_j c_j \Gamma_j f_j(3)} \sim 4\%. \quad (5)$$

Therefore, a τ from BH evaporation carries on average a few percent of the total BH mass. Since the energy trapped in the BH accounts generally only for a small fraction of the initial c.m. energy, the total energy in the τ channel is

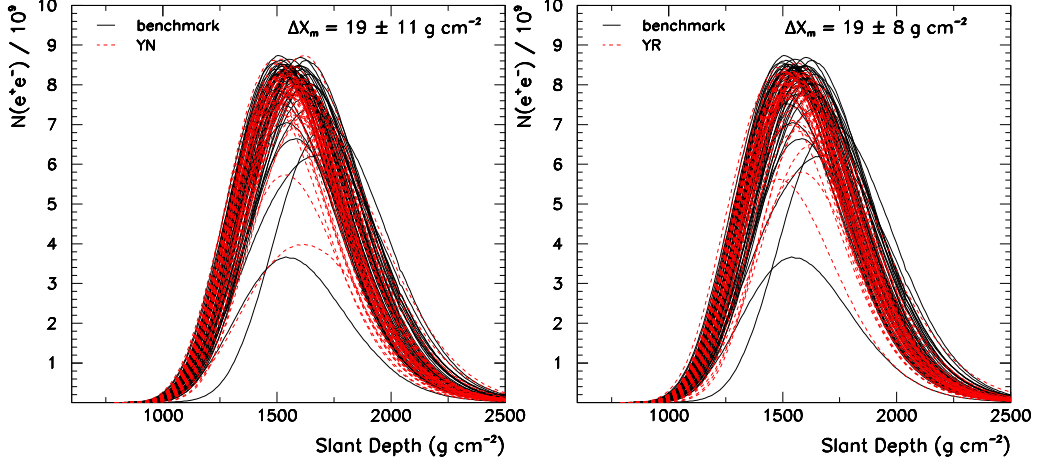


FIG. 7: Longitudinal development of 50 air showers for the BH benchmark model (black solid curves) vs. two different choices of BH parameters (red dashed curves). The energy of the primary neutrino is $E_\nu = 10^7$ TeV. The left panel shows the difference between the benchmark model (black disk) and the YN graviton loss model. The average difference in the air shower maxima is $\Delta X_m = 19 \pm 11$ g cm $^{-2}$. The right panel shows the benchmark case and the improved YR graviton loss model. The average difference in X_m is $\Delta X_m = 19 \pm 8$ g cm $^{-2}$. There is virtually no difference between the YN and YR models.

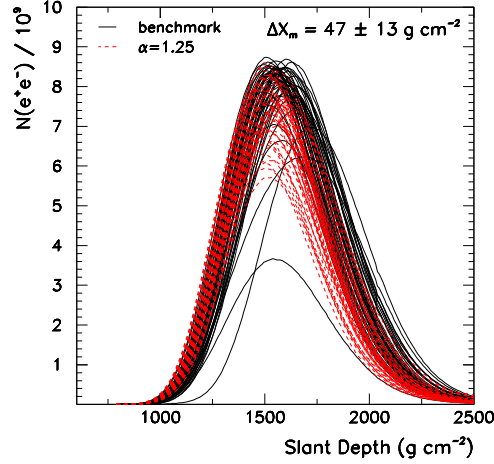


FIG. 8: Longitudinal development of 50 air showers for the BH benchmark model (black solid curves) and a BH evolution model with minimum length $l_{min} = 2\alpha M_*^{-1}$ (red dashed curves). The energy of the primary neutrino is $E_\nu = 10^7$ TeV. The average difference in the air shower maxima is $\Delta X_m = 47 \pm 13$ g cm $^{-2}$.

on average less than 1% of the total air shower energy. This gives the τ a higher chance to decay before reaching ground, but a smaller energy deposit in the second bang, making the latter harder to detect. Moreover, τ s are not produced every time a BH is formed and the probability to observe an air shower with a τ decaying before reaching ground is relatively small.

The double bang signature can be studied by selecting only air showers containing at least one τ decaying in air. We simulated these air showers using the benchmark parameters, zenith angle 70° and $X_0 = 160$ g cm $^{-2}$ (altitude of the first interaction point = 20 km). The higher altitude gives a larger separation between the two bangs. Two possible scenarios were considered: i) τ s decaying at any depth in the atmosphere, and ii) at least one τ decaying at an altitude $X > 0.75(X_g - X_0)$, where X_g is the slant depth of the ground (“low altitude τ s”). Case ii) represents the best possible scenario for double bang detection, as the second bang is expected to occur close to the detector.

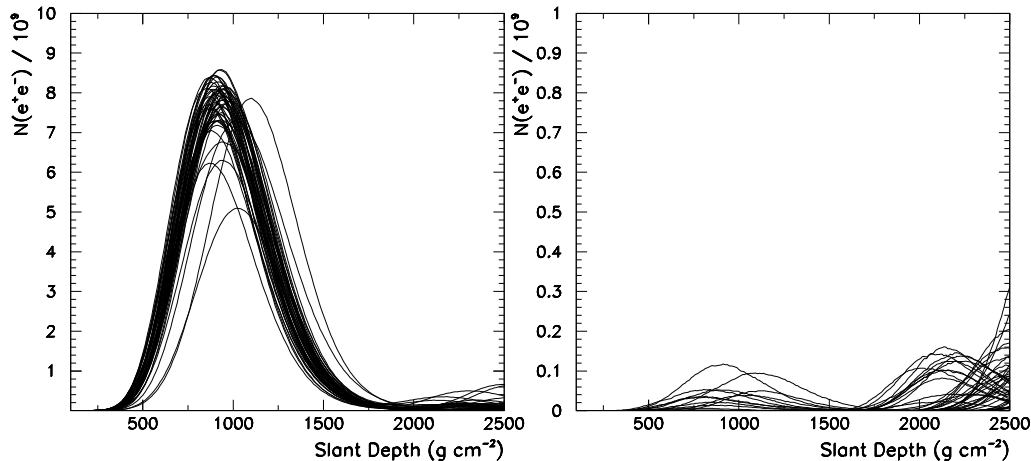


FIG. 9: Longitudinal development of 50 BH air showers containing at least one τ decaying at an altitude $X > 0.75(X_g - X_0)$. The air showers are started at an altitude of 20 km, corresponding to a slant depth of $X_0 = 160 \text{ g cm}^{-2}$. The left panel shows the profile of all the particles in the air shower. The right panel shows only the profile of the secondary particles from the τ decay. Note that the y axis of the right panel is magnified 10 times w.r.t the left panel. The peaks between 500 g cm^{-2} and 1500 g cm^{-2} are originated by multiple τ events with one τ decaying high in the atmosphere.

The longitudinal profiles of the low altitude τ air showers are shown in the left panel of Fig. 9. The second bang is visible around 2250 g cm^{-2} . The longitudinal development of the τ channel contribution to the air shower is plotted in the right panel. The peaks between 500 g cm^{-2} and 1500 g cm^{-2} are from events with multiple τ s, where at least one of these τ s decays at low altitude. As is expected, the τ component contributes only a minimal fraction to the overall air shower energy. Although the second bang is in principle detectable, it is within the fluctuation of the first bang’s tail; current and next generation detectors cannot discern a few percent feature. Moreover, existing detectors such as the PAO have a limited field of view and cannot track the full profile.

X. CONCLUSIONS

We simulated extensive air showers initiated by TeV-scale BH events produced from neutrino interaction in Earth’s atmosphere. These simulations were performed with an advanced fortran MC code [16] that includes most of the theoretical results of the recent literature. The BH air showers were compared to SM air showers and different models of BH formation and evolution were investigated. We also studied exotic signatures of BH events, such as the “ τ double bang” signature. Our goal was to test various proposals of BH vs. SM air shower discrimination and look for new ways of differentiating models of BH formation and evolution.

Our results show that the main features of BH air showers are largely independent of the details of BH formation and evolution. Statistical fluctuations and limitations in detection techniques hinder the discrimination of alternative theoretical or phenomenological models. No difference between the black disk model and alternative models of BH formation, or between BHs with final explosive decay and stable remnant, can be detected with current UHECR observatories. Distinguishing SM and BH air showers with hybrid detectors is possible if enough statistics is gathered. The most promising way is to measure the air shower maximum with a fluorescence telescope and count muons at ground. The double bang signature cannot be observed by any realistic detector at the present stage. These results imply that the theory of TeV-scale BHs in UHECRs is robust, but BH air showers are hardly to probe details of “new physics” in the near future.

Acknowledgements

We are grateful to D. Allard, M. Ave, N. Busca, V. Cardoso, A.V. Olinto and H.P. de Bretagne for discussions and many useful suggestions. We warmly thank H. Yoshino for providing the numerical tables of the apparent horizon mass for the trapped-surface models. This research was carried out at the University of Chicago, Kavli Institute for Cosmological Physics and at the University of Mississippi. It was supported (in part) by grant NSF PHY-0114422 and a University of Mississippi FRP grant. KICP is a NSF Physics Frontier Center.

-
- [1] D. Amati, M. Ciafaloni and G. Veneziano, *Phys. Lett. B* **197**, 81 (1987); D. Amati, M. Ciafaloni and G. Veneziano, *Int. J. Mod. Phys. A* **3**, 1615 (1988); H. Verlinde and E. Verlinde, *Nucl. Phys. B* **371**, 246 (1992) [arXiv:hep-th/9110017].
- [2] T. Banks and W. Fischler, arXiv:hep-th/9906038.
- [3] N. Arkani-Hamed, S. Dimopoulos and G. R. Dvali, *Phys. Lett. B* **429**, 263 (1998) [arXiv:hep-ph/9803315]; I. Antoniadis, N. Arkani-Hamed, S. Dimopoulos and G. R. Dvali, *Phys. Lett. B* **436**, 257 (1998) [arXiv:hep-ph/9804398]; N. Arkani-Hamed, S. Dimopoulos and G. R. Dvali, *Phys. Rev. D* **59**, 086004 (1999) [arXiv:hep-ph/9807344].
- [4] R. Maartens, *Living Rev. Rel.* **7**, 7 (2004) [arXiv:gr-qc/0312059].
- [5] S. B. Giddings and S. Thomas, *Phys. Rev. D* **65**, 056010 (2002) [arXiv:hep-ph/0106219]; S. Dimopoulos and G. Landsberg, *Phys. Rev. Lett.* **87**, 161602 (2001) [arXiv:hep-ph/0106295]; K. m. Cheung, *Phys. Rev. Lett.* **88**, 221602 (2002) [arXiv:hep-ph/0110163]; A. Chamblin and G. C. Nayak, *Phys. Rev. D* **66**, 091901 (2002) [arXiv:hep-ph/0206060]; A. Chamblin, F. Cooper and G. C. Nayak, *Phys. Rev. D* **70**, 075018 (2004) [arXiv:hep-ph/0405054]; R. Godang, S. Bracker, M. Cavaglià, L. Cremaldi, D. Summers and D. Cline, *Int. J. Mod. Phys. A* **20**, 3409 (2005) [arXiv:hep-ph/0411248].
- [6] E. J. Ahn, M. Cavaglià and A. V. Olinto, *Phys. Lett. B* **551**, 1 (2003) [arXiv:hep-th/0201042]; E. J. Ahn and M. Cavaglià, *Gen. Rel. Grav.* **34**, 2037 (2002) [arXiv:hep-ph/0205168]; K. Cheung and C. H. Chou, *Phys. Rev. D* **66**, 036008 (2002) [arXiv:hep-ph/0205284].
- [7] J. L. Feng and A. D. Shapere, *Phys. Rev. Lett.* **88**, 021303 (2002) [arXiv:hep-ph/0109106]; L. Anchordoqui and H. Goldberg, *Phys. Rev. D* **65**, 047502 (2002) [arXiv:hep-ph/0109242]; A. Ringwald and H. Tu, *Phys. Lett. B* **525**, 135 (2002) [arXiv:hep-ph/0111042]; M. Kowalski, A. Ringwald and H. Tu, *Phys. Lett. B* **529**, 1 (2002) [arXiv:hep-ph/0201139]; E. J. Ahn, M. Cavaglià and A. V. Olinto, *Astropart. Phys.* **22**, 377 (2005) [arXiv:hep-ph/0312249]; A. Mironov, A. Morozov and T. N. Tomaras, arXiv:hep-ph/0311318; A. Cafarella, C. Coriano and T. N. Tomaras, *JHEP* **0506**, 065 (2005) [arXiv:hep-ph/0410358]; J. I. Illana, M. Masip and D. Meloni, *Phys. Rev. D* **72**, 024003 (2005) [arXiv:hep-ph/0504234]; M. Ahlers, A. Ringwald and H. Tu, arXiv:astro-ph/0506698.
- [8] L. A. Anchordoqui, J. L. Feng, H. Goldberg and A. D. Shapere, *Phys. Rev. D* **65**, 124027 (2002) [arXiv:hep-ph/0112247].
- [9] E. J. Ahn, M. Ave, M. Cavaglià and A. V. Olinto, *Phys. Rev. D* **68**, 043004 (2003) [arXiv:hep-ph/0306008].
- [10] V. Cardoso, M. C. Espirito Santo, M. Paulos, M. Pimenta and B. Tomé, *Astropart. Phys.* **22**, 399 (2005) [arXiv:hep-ph/0405056].
- [11] M. Cavaglià, *Int. J. Mod. Phys. A* **18**, 1843 (2003) [arXiv:hep-ph/0210296].
- [12] G. Landsberg, arXiv:hep-ph/0211043; R. Emparan, arXiv:hep-ph/0302226; P. Kanti, *Int. J. Mod. Phys. A* **19**, 4899 (2004) [arXiv:hep-ph/0402168]; S. Hossenfelder, arXiv:hep-ph/0412265.
- [13] V. Cardoso, E. Berti and M. Cavaglià, *Class. Quant. Grav.* **22**, L61 (2005) [arXiv:hep-ph/0505125].
- [14] S. W. Hawking, *Commun. Math. Phys.* **43**, 199 (1975) [Erratum-ibid. **46**, 206 (1976)].
- [15] D. Amati and J. G. Russo, *Phys. Lett. B* **454**, 207 (1999) [arXiv:hep-th/9901092].
- [16] Precompiled binaries of the MC code can be freely downloaded at the web site <http://www.phy.olemiss.edu/GR/groke>.
- [17] T. Sjostrand, P. Eden, C. Friberg, L. Lonnblad, G. Miu, S. Mrenna and E. Norrbin, *Comput. Phys. Commun.* **135**, 238 (2001) [arXiv:hep-ph/0010017].
- [18] <http://www.fisica.unlp.edu.ar/auger/aires/> ; S. J. Sciutto, arXiv:astro-ph/9905185.
- [19] M. Cavaglià and S. Das, *Class. Quant. Grav.* **21**, 4511 (2004) [arXiv:hep-th/0404050].
- [20] K.S. Thorne, in: *Magic without magic: John Archibald Wheeler*, edited by J. Klauder (Freeman, San Francisco, 1972).
- [21] M. B. Voloshin, *Phys. Lett. B* **518**, 137 (2001) [arXiv:hep-ph/0107119]; M. B. Voloshin, *Phys. Lett. B* **524**, 376 (2002) [Erratum-ibid. **605**, 426 (2005)] [arXiv:hep-ph/0111099]; V. S. Rychkov, *Phys. Rev. D* **70**, 044003 (2004) [arXiv:hep-ph/0401116]; S. B. Giddings and V. S. Rychkov, *Phys. Rev. D* **70**, 104026 (2004) [arXiv:hep-th/0409131].
- [22] H. Yoshino and Y. Nambu, *Phys. Rev. D* **67**, 024009 (2003) [arXiv:gr-qc/0209003].
- [23] H. Yoshino and V. S. Rychkov, *Phys. Rev. D* **71**, 104028 (2005) [arXiv:hep-th/0503171].
- [24] O. I. Vasilenko, arXiv:hep-th/0305067.
- [25] P. C. Aichelburg and R. U. Sexl, *Gen. Rel. Grav.* **2**, 303 (1971).
- [26] E. Kohlprath and G. Veneziano, *JHEP* **0206**, 057 (2002) [arXiv:gr-qc/0203093].
- [27] V. Cardoso, O. J. C. Dias and J. P. S. Lemos, *Phys. Rev. D* **67**, 064026 (2003) [arXiv:hep-th/0212168].
- [28] E. Berti, M. Cavaglià and L. Gualtieri, *Phys. Rev. D* **69**, 124011 (2004) [arXiv:hep-th/0309203].
- [29] S. Eidelman *et al.* [Particle Data Group], *Phys. Lett. B* **592**, 1 (2004).
- [30] R. Brock *et al.* [CTEQ Collaboration], *Rev. Mod. Phys.* **67**, 157 (1995).

- [31] R. Emparan, M. Masip and R. Rattazzi, Phys. Rev. D **65**, 064023 (2002) [arXiv:hep-ph/0109287].
- [32] H. Yoshino, T. Shiromizu and M. Shibata, arXiv:gr-qc/0508063.
- [33] L. A. Anchordoqui, J. L. Feng, H. Goldberg and A. D. Shapere, Phys. Rev. D **68**, 104025 (2003) [arXiv:hep-ph/0307228].
- [34] M. Cavaglià, S. Das and R. Maartens, Class. Quant. Grav. **20**, L205 (2003) [arXiv:hep-ph/0305223].
- [35] G. Duffy, C. Harris, P. Kanti and E. Winstanley, JHEP **0509**, 049 (2005) [arXiv:hep-th/0507274].
- [36] P. Kanti and J. March-Russell, Phys. Rev. D **66**, 024023 (2002) [arXiv:hep-ph/0203223]; D. Ida, K. y. Oda and S. C. Park, Phys. Rev. D **67**, 064025 (2003) [Erratum-ibid. D **69**, 049901 (2004)] [arXiv:hep-th/0212108]; P. Kanti and J. March-Russell, Phys. Rev. D **67**, 104019 (2003) [arXiv:hep-ph/0212199]; C. M. Harris and P. Kanti, JHEP **0310**, 014 (2003) [arXiv:hep-ph/0309054]; C. M. Harris and P. Kanti, arXiv:hep-th/0503010; D. Ida, K. y. Oda and S. C. Park, Phys. Rev. D **71**, 124039 (2005) [arXiv:hep-th/0503052]; E. Jung and D. K. Park, arXiv:hep-th/0506204; A. S. Cornell, W. Naylor and M. Sasaki, arXiv:hep-th/0510009.
- [37] L. J. Garay, Int. J. Mod. Phys. A **10**, 145 (1995) [arXiv:gr-qc/9403008].
- [38] <http://durpdg.dur.ac.uk/hepdata/cteq.html>
- [39] M. Cavaglià, Phys. Lett. B **569**, 7 (2003) [arXiv:hep-ph/0305256].
- [40] B. Koch, M. Bleicher and S. Hossenfelder, arXiv:hep-ph/0507138.
- [41] D. J. Bird *et al.* [HIRES Collaboration], Phys. Rev. Lett. **71**, 3401 (1993); D. J. Bird *et al.*, Astrophys. J. **441**, 144 (1995).
- [42] T. Abu-Zayyad *et al.*, Nucl. Instrum. Meth. A **450**, 253 (2000); T. Abu-Zayyad *et al.* [High Resolution Fly's Eye Collaboration], Astropart. Phys. **23**, 157 (2005) [arXiv:astro-ph/0208301].
- [43] *The Pierre Auger Project Design Report*. By Auger Collaboration. FERMILAB-PUB-96-024, Jan 1996. (www.auger.org).
- [44] M. Takeda *et al.*, Phys. Rev. Lett. **81**, 1163 (1998) [arXiv:astro-ph/9807193]; S. Yoshida *et al.*, Astropart. Phys. **3**, 105 (1995); N. Hayashida *et al.*, Phys. Rev. Lett. **73**, 3491 (1994).
- [45] J. Linsley Phys. Rev. Lett **10**, 146 (1963); J. Linsley, Proc. 8th International Cosmic Ray Conference **4**, 295 (1963)
- [46] M. A. Lawrence, R. J. O. Reid and A. A. Watson, J. Phys. G **17**, 733 (1991).
- [47] L. D. Landau and I. Pomeranchuk, Dokl. Akad. Nauk Ser. Fiz. **92**, 535 (1953); L. D. Landau and I. Pomeranchuk, Dokl. Akad. Nauk Ser. Fiz. **92**, 735 (1953); A. B. Migdal, Phys. Rev. **103**, 1811 (1956); A. B. Migdal, Sov. Phys. JETP **5**, 527 (1957).
- [48] F. A. Aharonian, B. L. Kanevsk, and V. A. Sahakian, J. Phys. G **17**, 199 (1991); A. N. Cillis, H. Fanchiotti, C. A. Garcia Canal and S. J. Sciutto, Phys. Rev. D **59**, 113012 (1999) [arXiv:astro-ph/9809334].