

Note on helicity amplitudes in $D \rightarrow V$ semileptonic decays

Svjetlana Fajfer^{1,2,*} and Jernej Kamenik^{1,†}

¹*J. Stefan Institute, Jamova 39, P. O. Box 3000, 1001 Ljubljana, Slovenia*

²*Department of Physics, University of Ljubljana, Jadranska 19, 1000 Ljubljana, Slovenia*

(Dated: November 14, 2018)

Motivated by the recent extraction of the helicity amplitudes for the $D^+ \rightarrow \bar{K}^{*0} \mu \nu_\mu$ decay, done by the FOCUS collaboration, we determine helicity amplitudes for the $D^+ \rightarrow \bar{K}^{*0} \nu_l$, $D^+ \rightarrow \rho^0 \nu_l$ and $D_s^+ \rightarrow \phi \nu_l$ semileptonic decays using the knowledge of the relevant form factors. The vector and axial form factors for $D \rightarrow V \nu_l$ decays are parameterized by including contributions of charm meson resonances and using the HQET and SCET limits. In the case that the vector form factor receives contributions from two poles while axial form factors are dominated by a single pole for $D^+ \rightarrow \bar{K}^{*0} \nu_l$, we obtain better agreement with the experimental result than when all of them are dominated by single poles.

PACS numbers: 13.20.Fc, 13.20.-v, 12.39.Hg, 12.39.Fe

Recently the FOCUS [1] collaboration has presented first non-parametric determination of helicity amplitudes in the semileptonic decay $D^+ \rightarrow \bar{K}^{*0} \mu^+ \nu$. This measurement allows for more detailed analysis of the $D \rightarrow V$ form factors, especially it enables the studying of the shapes of the form factors.

We have recently proposed a generalization of the Bećirević-Kaidalov (BK) form factor parameterization [2] for the semileptonic $H \rightarrow V$ form factors based on HQET and SCET scaling predictions [3]. Furthermore we have calculated the $D \rightarrow P$ and $D \rightarrow V$ form factors shapes within a model which combines properties of the heavy meson chiral Lagrangian by taking into account known and predicted charm resonances and utilizing the general form factor parameterizations [3, 4].

In this note we determine helicity amplitudes for the $D \rightarrow V$ semileptonic decays and compare our model predictions for the shapes of the form factors with the new experimental results coming from FOCUS for the $D^+ \rightarrow \bar{K}^{*0} \mu^+ \nu$ decay.

The standard decomposition of the current matrix elements relevant to semileptonic decays between a heavy pseudoscalar meson state $|H(p_H)\rangle$ with momentum p_H and a light vector meson $|V(p_V, \epsilon_V)\rangle$ with momentum p_V and polarization vector ϵ_V is in terms of four form factors V , A_0 , A_1 and A_2 , functions of the exchanged momentum squared $q^2 = (p_H - p_V)^2$ [5]. Here V denotes the vector form factor and is expected to be dominated by vector meson resonance exchange, the axial A_1 and A_2 form factors are expected to be dominated by axial resonances, while A_0 denotes the pseudoscalar form factor and is expected to be dominated by pseudoscalar meson resonance exchange [5]. In order that the matrix elements are finite at $q^2 = 0$, the form factors must also satisfy the well known relation $A_0(0) + A_1(0)(m_H + m_V)/2m_V - A_2(0)(m_H - m_V)/2m_V = 0$.

Next we follow the analysis of Ref. [2], where the F_+ form factor in $H \rightarrow P$ transitions is given as a sum of two pole contributions, while the F_0 form factor is written as a single pole, based on form factor dispersion properties as well as known HQET [6] and SCET [7, 8, 9] scaling limits near zero and maximum recoil momentum respectively. Utilizing the same approach we have proposed a general parametrization of the heavy to light vector form factors, which also takes into account all the known scaling and resonance properties of the form factors. The details of the analysis are outlined in Ref. [3] and we only give the results for the derived form factor parameterizations:

$$\begin{aligned} V(q^2) &= \frac{c'_H(1-a)}{(1-x)(1-ax)}, \\ A_1(q^2) &= \xi \frac{c'_H(1-a)}{1-b'x}, \\ A_0(q^2) &= \frac{c''_H(1-a')}{(1-y)(1-a'y)}, \\ A_2(q^2) &= \frac{c'''_H}{(1-b'x)(1-b''x)}, \end{aligned} \tag{1}$$

where $c'''_H = [(m_H + m_V)\xi c'_H(1-a) + 2m_V c''_H(1-a')]/(m_H - m_V)$ is fixed by the relation between the form factors at $q^2 = 0$ while $\xi = m_H^2/(m_H + m_V)^2$ is the proportionality factor between A_1 and V from the SCET relation. Variables $x = q^2/m_{H^*}^2$ and $y = q^2/m_H^2$ ensure, that the V and A_0 form factors are dominated by the physical 1^- and 0^- resonance poles, while a and a' measure the contributions of higher states, parameterized by additional effective poles. On the other hand b' in A_1 and A_2 measures the contribution of resonant states with spin-parity assignment 1^+ which are parameterized by the effective pole at $m_{H^{\prime*}}^2 = m_{H^*}^2/b'$ while the scaling properties and form factor relations require an additional effective pole for the A_2 form factor. At the end we have parameterized the four $H \rightarrow V$ vector form factors in terms of the six parameters c'_H , a , a' , b' , c''_H and b'' .

*Electronic address:svjetlana.fajfer@ijs.si

†Electronic address:jerne.j.kamenik@ijs.si

We determine the above parameters via heavy meson chiral theory (HM χ T) calculation of the form factors near $q_{\text{max}}^2 = (m_H - m_V)^2$. We use the leading order heavy meson chiral Lagrangian in which we include additional charm meson states. The details of this framework are given in [3] and [4]. We first calculate values of the form factors in the small recoil region. The presence of charm meson resonances in our Lagrangian affects the values of the form factors at q_{max}^2 and induces saturation of the second poles in the parameterizations of the $F_+(q^2)$, $V(q^2)$ and $A_0(q^2)$ form factors by the next radial excitations of $D_{(s)}^*$ and $D_{(s)}$ mesons respectively. Using HQET parameterization of the current matrix elements [3], which is especially suitable for HM χ T calculations of the form factors near zero recoil, we are able to extract consistently the contributions of individual resonances from our Lagrangian to the various $D \rightarrow V$ form factors. We use physical pole masses of excited state charmed mesons in the extrapolation, giving for the pole parameters $a = m_{H^*}^2/m_{H^*}^2$, $a' = m_H^2/m_{H'}^2$ and $b' = m_{H^*}^2/m_{H_A}^2$. Although in the general parameterization of the form factors the extra poles in V and $A_{0,1,2}$ parameterize all the neglected higher resonances beyond the ground state heavy meson spin doublets (0^- , 1^-), we are saturating those by a single nearest resonance. The single pole q^2 behavior of the $A_1(q^2)$ form factor is explained by the presence of a single 1^+ state relevant to each decay, while in $A_2(q^2)$ in addition to these states one might also account for their next radial excitations. However, due to the lack of data on their presence we assume their masses being much higher than the first 1^+ states and we neglect their effects, setting effectively $b'' = 0$.

The values of the unknown HM χ T parameters appearing in $D \rightarrow V l \nu_l$ decay amplitudes [3] are determined by fitting the model predictions to known experimental values of branching ratios and partial decay width ratios.

In order to compare our model predictions with recent experimental analysis performed by FOCUS collaboration, following [10] we introduce helicity amplitudes $H_{+,-,0}$:

$$\begin{aligned} H_{\pm}(y) &= +(m_H + m_V)A_1(m_H^2 y) \mp \frac{2m_H |\vec{p}_V(y)|}{m_H + m_V} V(m_H^2 y) \\ H_0(y) &= +\frac{m_H + m_V}{2m_H m_V \sqrt{y}} [m_H^2(1-y) - m_V^2] A_1(m_H^2 y) \\ &\quad - \frac{2m_H |\vec{p}_V(y)|}{m_V(m_H + m_V) \sqrt{y}} A_2(m_H^2 y) \end{aligned} \quad (2)$$

where $y = q^2/m_H^2$ and the three-momentum of the light vector meson is given by:

$$|\vec{p}_V(y)|^2 = \frac{[m_H^2(1-y) + m_V^2]^2}{4m_H^2} - m_V^2. \quad (3)$$

Because of the arbitrary normalization of the form factors in [1], we fit our model predictions for a common overall scale in order to compare the results. We plot the q^2 dependence of the predicted helicity amplitudes and

compare them with the experimental results of FOCUS, scaled by an overall factor determined by the least square fit of our model predictions, on FIGs. 1, 2 and 3. The scale factor is common to all form factors.

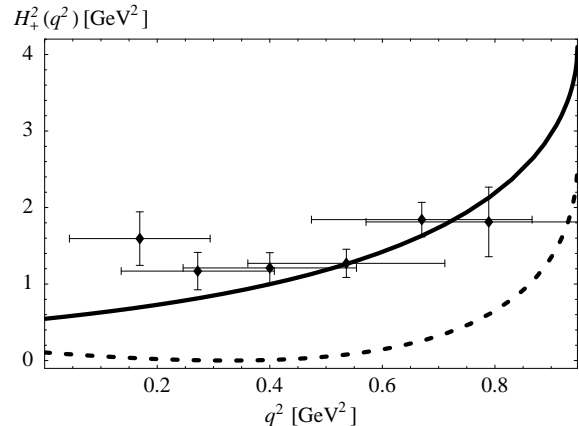


FIG. 1: Our model predictions (double pole in solid line and single pole in dashed line) for the q^2 dependence of the helicity amplitude $H_+^2(q^2)$ in comparison with scaled FOCUS data on $D^+ \rightarrow \bar{K}^{*0}$ semileptonic decay.

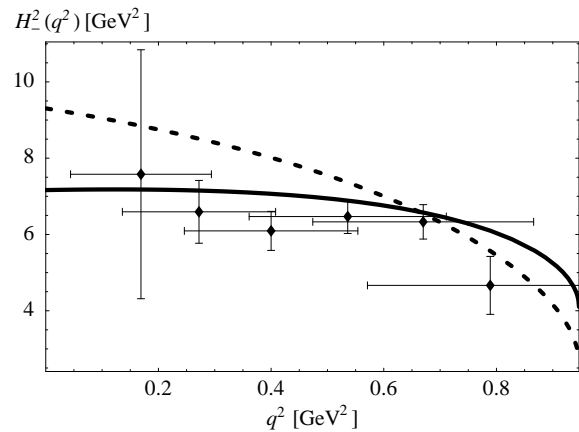


FIG. 2: Our model predictions (double pole in solid line and single pole in dashed line) for the q^2 dependence of the helicity amplitude $H_-^2(q^2)$ in comparison with scaled FOCUS data on $D^+ \rightarrow \bar{K}^{*0}$ semileptonic decay.

In addition to the two pole contributions we calculate helicity amplitudes in the case when all the form factors exhibit single pole behavior. Putting contributions of higher charm resonances to be zero we fit the remaining model parameters to existing branching ratios and partial decay ratios. We obtain the values for the following parameter combinations as explained in [3]:

$$\begin{aligned} \tilde{\alpha} \tilde{\mu} &= 0 \\ \alpha' \zeta &= -0.180 \text{ GeV}^{3/2} \\ \alpha' \mu &= -0.00273 \text{ GeV}^{1/2} \\ \alpha_1 &= -0.203 \text{ GeV}^{1/2} \end{aligned} \quad (4)$$

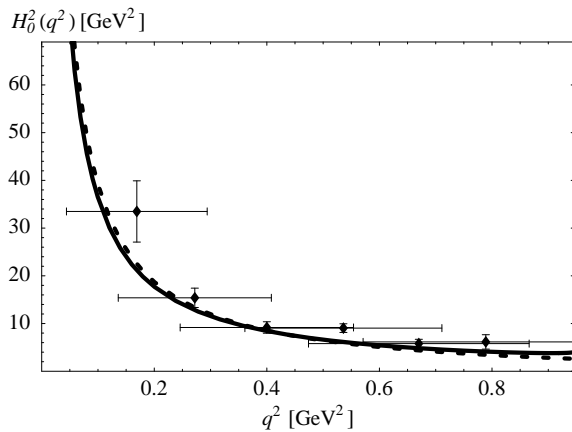


FIG. 3: Our model predictions (double pole in solid line and single pole in dashed line) for the q^2 dependence of the helicity amplitude $H_0^2(q^2)$ in comparison with scaled FOCUS data on $D^+ \rightarrow \bar{K}^{*0}$ semileptonic decay.

As shown on FIGs. 1 and 2 the experimental data for H_{\pm} do not favor such a parametrization, while in the case of H_0 helicity amplitude there is almost no difference since the H_0 helicity amplitude is defined via the $A_{1,2}$ form factors, which are in our approach both effectively dominated by a single pole. The agreement between the FOCUS results and our model predictions for the q^2 dependence of the helicity amplitudes is good, although as noted already in [1], the uncertainties of the data points are still rather large. On FIGs. 4 and 5 we present helicity amplitudes for the $D^+ \rightarrow \rho^0 l \nu_l$ and $D_s^+ \rightarrow \phi l \nu_l$ decays. Both decay modes are most promising for the future experimental studies. We make predictions for the shapes of helicity amplitudes for both cases: where two poles contribute to the vector form factor and a single pole to the axial form factors, and the second case where all form factors exhibit single pole behavior.

In principle one can apply the above procedure to the $B \rightarrow \rho l \nu_l$ semileptonic decays. However, due to the much broader leptons invariant mass dependence in this case, our procedure is much more sensitive to the values of the form factors at $q^2 \approx 0$. In addition, the semileptonic decay rates in our model fit are numerically dominated by the longitudinal helicity amplitude H_0 which has a broad $1/\sqrt{q^2}$ pole [11]. This is true especially for $D \rightarrow V$ but to minor extent also for $B \rightarrow V$ transitions. Since our model parameters are determined at q_{\max}^2 , this gives a poor handle on the dominating effects in the overall decay rate. Thus, accurate determination of the magnitude and shape of the H_0 helicity amplitude near $q^2 = 0$ would contribute much to clarifying this issue.

We can summarize: we have investigated the predictions of the general $H \rightarrow V$ form factor parametrization combined with HM χ T calculation for the $D^+ \rightarrow \bar{K}^{*0}$ semileptonic helicity amplitudes, recently determined by the FOCUS collaboration. In addition we have determined the helicity amplitudes for the $D^+ \rightarrow \rho^0 l \nu_l$ and

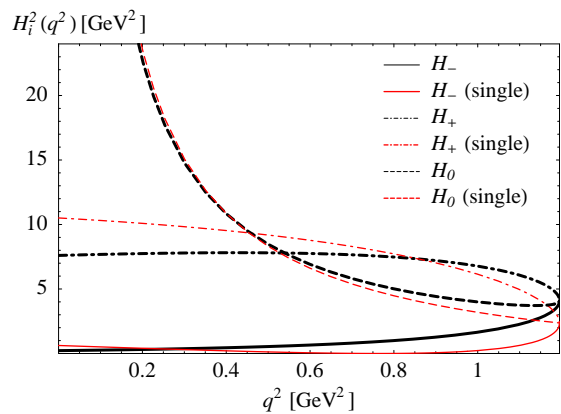


FIG. 4: Our model predictions for the q^2 dependence of the helicity amplitudes $H_i^2(q^2)$ for the $D^+ \rightarrow \rho^0$ semileptonic decay. Double pole predictions are rendered in thick (black) lines while single pole predictions are rendered in thin (red) lines: H_- (solid lines), H_0 (dashed lines) and H_+ (dot-dashed lines).

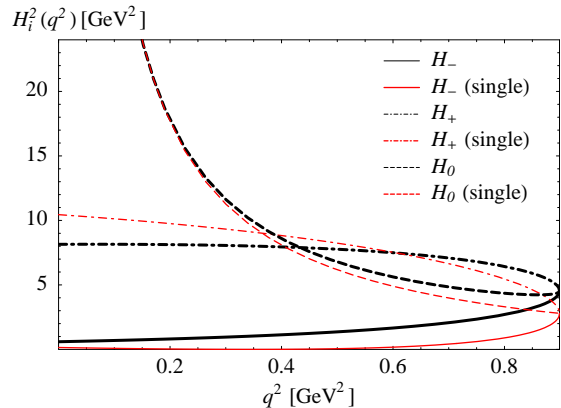


FIG. 5: Our model predictions for the q^2 dependence of the helicity amplitudes $H_i^2(q^2)$ for the $D_s^+ \rightarrow \phi$ semileptonic decay. Double pole predictions are rendered in thick (black) lines while single pole predictions are rendered in thin (red) lines: H_- (solid lines), H_0 (dashed lines) and H_+ (dot-dashed lines).

$D_s^+ \rightarrow \phi l \nu_l$ decays. In all three cases that we have considered we used two approaches: one with a two poles shape for the vector form factor and single pole for the axial form factors, and secondly the usually assumed single pole behavior of all three relevant form factors. Our study indicates that the two pole shape for the $V(q^2)$ form factor in $D^+ \rightarrow \bar{K}^{*0}$ transition is favored over the single pole shape, when compared to the FOCUS result.

Acknowledgments

We are thankful to D. Kim and J. Wiss from the FOCUS collaboration for sending us their data and for help-

ing us understand it. This work is supported in part by the Ministry of Higher Education, Science and Technol-

ogy of the Republic of Slovenia.

-
- [1] J. M. Link et al. (FOCUS) (2005), hep-ex/0509027.
 - [2] D. Becirevic and A. B. Kaidalov, Phys. Lett. **B478**, 417 (2000), hep-ph/9904490.
 - [3] S. Fajfer and J. Kamenik, Phys. Rev. **D72**, 034029 (2005), hep-ph/0506051.
 - [4] S. Fajfer and J. Kamenik, Phys. Rev. **D71**, 014020 (2005), hep-ph/0412140.
 - [5] M. Wirbel, B. Stech, and M. Bauer, Z. Phys. **C29**, 637 (1985).
 - [6] N. Isgur and M. B. Wise, Phys. Rev. **D42**, 2388 (1990).
 - [7] J. Charles, A. Le Yaouanc, L. Oliver, O. Pene, and J. C. Raynal, Phys. Rev. **D60**, 014001 (1999), hep-ph/9812358.
 - [8] M. Beneke and T. Feldmann, Nucl. Phys. **B592**, 3 (2001), hep-ph/0008255.
 - [9] D. Ebert, R. N. Faustov, and V. O. Galkin, Phys. Rev. **D64**, 094022 (2001), hep-ph/0107065.
 - [10] P. Ball, V. M. Braun, and H. G. Dosch, Phys. Rev. **D44**, 3567 (1991).
 - [11] Naive HQET scaling predicts that the H_- helicity amplitude, which scales as $\sqrt{m_H}$ should dominate the decay rate.