

Constraints on flavor-changing Z' models by B_s mixing, Z' production, and $B_s \rightarrow \mu^+\mu^-$

Kingman Cheung¹, Cheng-Wei Chiang^{2,3}, N.G. Deshpande⁴, J. Jiang⁴

¹ *NCTS and Department of Physics, National Tsing Hua University, Hsinchu, Taiwan R.O.C.*

² *Department of Physics, National Central University, Chungli, Taiwan 320, R.O.C.*

³ *Institute of Physics, Academia Sinica, Taipei, Taiwan 115, R.O.C. and*

⁴ *Institute for Theoretical Science, University of Oregon, Eugene, OR 97403*

(Dated: February 26, 2018)

Certain string-inspired Z' models have non-universal interactions to three families of fermions and induced tree-level flavor-changing couplings. We use recent results on B_s - \overline{B}_s mixing to constrain the size of the flavor-changing couplings in the b - s sector. In some highly predictive Z' models, such a constraint on b - s coupling can be translated into the flavor-diagonal couplings. Based on the Z' production limits at the Tevatron, we obtain the limit on the leptonic couplings of Z' and then make predictions for $B_s \rightarrow \mu^+\mu^-$ branching ratios. We conclude that with the present constraints from B_s mixing and Z' production, the muonic decay of B_s may not be observed at the Tevatron if the projected integrated luminosity is less than $O(5 - 10)$ fb.

Searches for flavor-changing neutral currents (FCNC) have been pursued for many years. So far, the sizes of FCNC in the u - c , b - s , s - d , and b - d sectors, in general, agree with the Standard Model (SM) predictions, namely, those derived from the Cabibbo-Kobayashi-Maskawa (CKM) mechanism in higher order. The FCNC effect in b - s sector was recently confirmed in the B_s meson mixing observed by both CDF and DØ :

$$\begin{aligned} \text{CDF} : \quad \Delta M_s &= 17.33^{+0.42}_{-0.21} (\text{stat.}) \pm 0.07 (\text{syst.}) \text{ps}^{-1}, \\ \text{DØ} : \quad \Delta M_s &= 19.0 \pm 1.215 \text{ps}^{-1}, \end{aligned}$$

where we have converted the 90% C.L. bound $17 < \Delta M_s < 21 \text{ps}^{-1}$ of DØ into 1σ range assuming the error is Gaussian. We combine both results, again assuming Gaussian errors, and get

$$\Delta M_s^{\text{exp}} = 17.46^{+0.47}_{-0.30} \text{ps}^{-1} \quad (1\sigma \text{ range}). \quad (1)$$

We re-evaluate the SM prediction [1], using the best-fitted inputs (given later) before the announcement of the new B_s mixing data,

$$\Delta M_s^{\text{SM}} = 19.52 \pm 5.28 \text{ps}^{-1}. \quad (2)$$

It is important to use the best-fitted inputs without the new B_s mixing data in order to determine if there is any discrepancy between the data and the SM prediction. Measurement of B_s mixing is often used to determine the value of $|V_{ts}|$, but this is clearly inappropriate when the mixing has additional contribution from new physics. The SM prediction in Eq. (2) contains large uncertainty from the hadronic parameters, nevertheless, the data agrees fairly well with the SM value. Therefore, we can use the B_s data to constrain new physics that may induce the b - s transitions.

Another important channel to search for FCNC is the muonic B_s decay, $B_s \rightarrow \mu^+\mu^-$, which has the largest chance to be detected at hadronic machines. In the SM, this process is loop-suppressed. However, many extensions of the SM predict a branching ratio large enough

to be seen at hadron colliders. We consider an FCNC Z' model inspired by string theory in this letter. The B_s mixing and $B_s \rightarrow \mu^+\mu^-$ are highly correlated because from the B_s data one can constrain the FCNC b - s - Z' coupling, which is an essential element in the calculation of the muonic decay. One additional element is the μ - μ - Z' coupling. In order to make a reliable prediction for the muonic decay branching ratio, we take into account the $\sigma(Z') \cdot B(Z' \rightarrow e^+e^-)$ limits from the Tevatron. In the Z' model considered here, the FCNC b - s - Z' coupling is related to the flavor-diagonal couplings qqZ' in a predictive way, which are then used to obtain the upper limits on the leptonic $\ell\ell Z'$ couplings. Therefore, we are able to predict the maximally allowed branching ratio for the muonic decay of B_s . The predicted branching ratio is always less than 9×10^{-9} for $M_{Z'} = 200 - 900 \text{GeV}$. It implies that with the present constraints from B_s mixing and Z' production, the muonic decay of B_s may not be observable at the Tevatron if the projected integrated luminosity is less than $O(5 - 10)$ fb.

In some string-inspired models, the three generations of SM fermions are constructed differently and may result in family non-universal couplings to an extra $U(1)$ gauge boson, Z' . Without loss of generality, we consider the case that the Z' couples with a different strength to the third generation, as motivated by a particular class of string models [2]. Once we do a unitary rotation from the interaction basis to mass eigenbasis, tree-level FCNCs are induced naturally. Several works have recently been done regarding the FCNCs in the down-quark sector [1, 3, 4]. In order to increase the predictive power, we assume that the left-handed (LH) up-type sector is already in diagonal form, such that $V_{\text{CKM}} = V_{dL}$, where V_{dL} is the LH down-type sector unitary rotation matrix. Since we do not have much information about either the right-handed (RH) up-type or the RH down-type sectors, we simply assume that their interactions with Z' are family-universal and flavor-diagonal in the interaction basis. In this case, unitary rotations keep the RH couplings flavor-diagonal.

Therefore, the FCNCs only arise in the LH d - s - b sector. The couplings depend on the CKM matrix elements and one additional parameter x , which denotes the strength of Z' coupling to the third generation LH quarks relative to the first two generations. Consequently, if x is an $O(1)$ parameter but not exactly equal to 1, the b - s - Z' coupling will induce a significant FCNC effect.

We follow closely the formalism given in Ref. [5]. We assume for simplicity that there is no mixing between Z and Z' , as favored by the precision data. The current associated with the additional $U(1)$ gauge symmetry is

$$J_\mu^{(2)} = \sum_{i,j} \bar{\psi}_i \gamma_\mu \left[\epsilon_{\psi_{Lij}}^{(2)} P_L + \epsilon_{\psi_{Rij}}^{(2)} P_R \right] \psi_j, \quad (3)$$

where $\epsilon_{\psi_{L,Rij}}^{(2)}$ is the chiral coupling of Z' with fermions i and j running over all quarks and leptons. The Z' couplings to the leptons and up-type quarks are assumed flavor-diagonal and family-universal: $\epsilon_{L,R}^u = Q_{L,R}^u \mathbf{1}$, $\epsilon_{L,R}^e = Q_{L,R}^e \mathbf{1}$ and $\epsilon_L^v = Q_L^v \mathbf{1}$ where $\mathbf{1}$ is the 3×3 identity matrix in the generation space and $Q_{L,R}^u$, $Q_{L,R}^e$ and Q_L^v are the chiral charges. On the other hand, the interaction of Z' with the down-type quarks is

$$\mathcal{L}_{\text{NC}}^{(2)} = -g_2 Z'_\mu (\bar{d}, \bar{s}, \bar{b})_I \gamma^\mu (\epsilon_L^d P_L + \epsilon_R^d P_R) \begin{pmatrix} d \\ s \\ b \end{pmatrix}_I, \quad (4)$$

where the subscript I denotes the interaction basis. For definiteness in our predictions, we assume

$$\epsilon_L^d = Q_L^d \begin{pmatrix} 1 & 0 & 0 \\ 0 & 1 & 0 \\ 0 & 0 & x \end{pmatrix} \quad \epsilon_R^d = Q_R^d \begin{pmatrix} 1 & 0 & 0 \\ 0 & 1 & 0 \\ 0 & 0 & 1 \end{pmatrix}. \quad (5)$$

The deviation from family universality and thus the magnitude of FCNC are characterized by the parameter x in the $\bar{b}_L b_L Z'$ entry. The chiral charges have to be specified by the Z' model of interest.

When diagonalizing the down-type Yukawa matrix, we rotate the LH and RH fields by V_{dL} and V_{dR} , respectively. With the form of $\epsilon_{L,R}^d$ assumed as in Eq. (5), the RH sector remains flavor-diagonal in the mass eigenbasis but the LH sector $V_{dL}^\dagger \epsilon_L^d V_{dL}$ is in general non-diagonal. With no mixing in up-quark sector, we have $V_{\text{CKM}} = V_{dL}$, making the model very predictive. Explicitly,

$$B_L^d \equiv V_{dL}^\dagger \epsilon_L^d V_{dL} = V_{\text{CKM}}^\dagger \epsilon_L^d V_{\text{CKM}} \quad (6)$$

$$\approx Q_L^d \begin{pmatrix} 1 & (x-1)V_{ts}V_{td}^* & (x-1)V_{tb}V_{td}^* \\ (x-1)V_{td}V_{ts}^* & 1 & (x-1)V_{tb}V_{ts}^* \\ (x-1)V_{td}V_{tb}^* & (x-1)V_{ts}V_{tb}^* & x \end{pmatrix}$$

where we have made simplifications using the unitarity of V_{CKM} . It is interesting to note that the sizes of the flavor-changing couplings satisfy the hierarchy: $|B_L^{bs}| > |B_L^{bd}| > |B_L^{sd}|$.

So far, we have not specified the RH chiral couplings of the down sector nor the chiral couplings of the up sector. In order to obtain constraints from Z' production at the Tevatron, we take the following assumptions

$$|Q_R^d| = |Q_L^d|, \quad |Q_{L,R}^u| = |Q_{L,R}^d|. \quad (7)$$

Such assumptions are reasonable; many Z' models predict chiral couplings to be of a similar order (*e.g.*, the Z_ψ model has all chiral couplings equal to $1/\sqrt{24}$). Moreover, the prediction of Z' production depends on the factors $Q_L^u{}^2 + Q_R^u{}^2$. Thus, changing to another Z' model would not affect the limits significantly.

Within the SM the mass difference in the B_s system is [6]

$$\Delta M_{B_s}^{\text{SM}} = \frac{G_F^2}{6\pi^2} M_W^2 m_{B_s} f_{B_s}^2 (V_{tb} V_{ts}^*)^2 \eta_{2B} S_0(x_t) \times [\alpha_s(m_b)]^{-6/23} \left[1 + \frac{\alpha_s(m_b)}{4\pi} J_5 \right] B_{B_s}(m_b), \quad (8)$$

where $S_0(x_t) = 2.463$ and the NLO short-distance QCD corrections are encoded in the parameters $\eta_{2B} \simeq 0.551$ and $J_5 \simeq 1.627$ [6]. We have taken $M_{B_s} = 5.3696 \pm 0.0024$ GeV, and $\tau_{B_s} = 1.466 \pm 0.059$ ps $^{-1}$ [7]. For the Wolfenstein parameters, we use the CKMfitter results after EPS 2005: $\lambda = 0.22622 \pm 0.00100$, and $A = 0.825_{-0.019}^{+0.011}$, $\bar{\rho} = 0.207_{-0.043}^{+0.036}$, and $\bar{\eta} = 0.340 \pm 0.023$ [8]. The hadronic parameter $f_{B_s} \sqrt{\hat{B}_{B_s}} = 0.262 \pm 0.035$ is taken from the lattice calculation [9]. After taking the mean for asymmetric errors, we obtain the SM prediction¹ as in Eq. (2). The effect of LH FCNC induced by Z' is given by

$$\frac{\Delta M_s^{\text{exp}}}{\Delta M_s^{\text{SM}}} = \left| 1 + 3.57 \times 10^5 (\rho_L^{sb})^2 e^{2i\phi_L^{sb}} \right| = 0.894 \pm 0.243, \quad (9)$$

where ϕ_L^{sb} is the weak phase associated with the coupling B_L^{sb} . In the model that we consider

$$\rho_L^{sb} \equiv \left| \frac{g_2 M_Z}{g_1 M_{Z'}} B_L^{sb} \right| = \left| \frac{g_2 M_Z}{g_1 M_{Z'}} (x-1) Q_L^d V_{tb} V_{ts}^* \right|, \quad (10)$$

and $\phi_L^{sb} = 180^\circ$. We have combined the relative errors of ΔM_s^{exp} and ΔM_s^{SM} in quadrature in Eq. (9).

We show the allowed parameter space of $(\rho_L^{sb}, \phi_L^{sb})$ in Fig. 1. For $\phi_L^{sb} = 0$ or 180° , ρ_L^{sb} is constrained to be less than 6.20×10^{-4} . In more general models, ϕ_L^{sb} may have a different value. For example, if $\phi_L^{sb} = 90^\circ$, ρ_L^{sb} is constrained to be less than 9.87×10^{-4} . Note that there are regions with $\rho_L^{sb} > 9.87 \times 10^{-4}$ also allowed by the current

¹ For consistency, this SM value is obtained without referring to the measured ΔM_d because Z' can also have contributions in the B_d system, even though the uncertainty in Eq. (2) could have been much smaller by doing so.

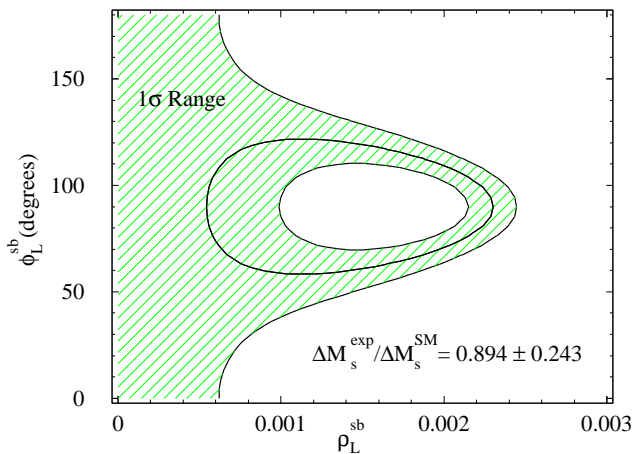


FIG. 1: The allowed parameter space in the Z' model with FCNC only in the LH sector. The shaded area corresponds to the 1σ C. L. limits of $\Delta M_s^{\text{exp}}/\Delta M_s^{\text{SM}} = 0.894 \pm 0.243$. The central value 0.894 corresponding to $\Delta M_s^{\text{exp}} = 17.46 \text{ ps}^{-1}$ is also indicated.

ΔM_s constraint, *e.g.*, $2.15 \times 10^{-3} \leq \rho_L^{sb} \leq 2.45 \times 10^{-3}$ for $\phi_L^{sb} = 90^\circ$. However, some of these regions correspond to Z' contributions larger than the SM contributions. Although not completely impossible, we think it is unlikely and thus leave it out from the discussions in the rest of the paper.

The production cross section of Z' followed by the leptonic decay is given by

$$\sigma(p\bar{p} \rightarrow Z' \rightarrow \ell^+ \ell^-) = \frac{g_2^4}{144 s} \frac{1}{\Gamma_{Z'}} M_{Z'} \left(Q_L^e{}^2 + Q_R^e{}^2 \right) \times \sum_{q=u,d,s,c} \left(Q_L^q{}^2 + Q_R^q{}^2 \right) \int_r^1 \frac{dx}{x} f_q(x) f_{\bar{q}}\left(\frac{r}{x}\right) \quad (11)$$

where $\sqrt{s} = 1960 \text{ GeV}$, $r = M_{Z'}^2/s$ and $\Gamma_{Z'}$ is the total width. The partial width $Z' \rightarrow f\bar{f}$ is

$$\Gamma(Z' \rightarrow f\bar{f}) = \frac{N_f g_2^2 M_{Z'}}{48\pi} \sqrt{1-4\mu} \left[2 \left(|Q_L^f|^2 + |Q_R^f|^2 \right) \right]$$

TABLE I: The 95% C.L. limits on $\sigma(Z') \cdot B(Z' \rightarrow e^+e^-)$ given by the preliminary CDF result in Ref. [10] as a function of $M_{Z'}$.

$M_{Z'}$ (GeV)	$\sigma \cdot B^{95}$ (pb)	$M_{Z'}$ (GeV)	$\sigma \cdot B^{95}$ (pb)
200	0.0505	600	0.0132
250	0.0743	650	0.0136
300	0.0289	700	0.0134
350	0.0404	750	0.0126
400	0.0261	800	0.0171
450	0.0259	850	0.0172
500	0.0172	900	0.0215
550	0.0138	950	0.0246

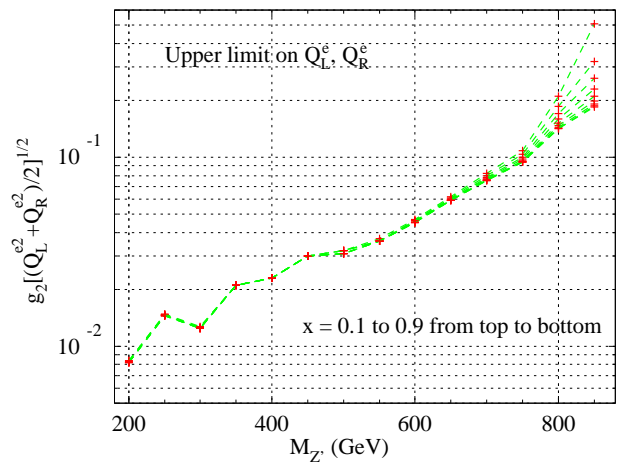


FIG. 2: The upper limits on $g_2 \sqrt{(Q_L^e{}^2 + Q_R^e{}^2)/2}$ obtained using the CDF 95% C.L. limits of $\sigma(Z') \cdot B(Z' \rightarrow e^+e^-)$ tabulated in Table I. The constrained value of $\rho_L^{sb} = 6.20 \times 10^{-4}$ is used.

$$\times (1 - \mu) + 12\mu Q_L^f Q_R^f \quad (12)$$

where $N_f = 3(1)$ for quark (lepton) and $\mu = m_f^2/M_{Z'}^2$. We have included all leptonic and hadronic modes in the total width. Note that the FCNC contributions are negligible and $Z' \rightarrow W^+W^-$ is highly suppressed by the Z - Z' mixing angle, which is severely constrained by electroweak precision data [11].

The most recent (though preliminary) upper limits on the Z' search was performed by CDF with an integrated luminosity 819 pb^{-1} [10]. We read off the limits of $\sigma \cdot B(Z' \rightarrow e^+e^-)$ from their figure, and tabulated in Table I. We use the constrained value of ρ_L^{sb} to obtain the value for $g_2 Q_L^{sb}$ for each $M_{Z'}$, which is in turn related to $g_2 Q_L^d$ by Eq. (6). With our assumptions in Eq. (7), we can then obtain the upper limits on $g_2 \sqrt{(Q_L^e{}^2 + Q_R^e{}^2)/2}$ from the CDF 95% C.L. limits of $\sigma(Z') \cdot B(Z' \rightarrow e^+e^-)$. We show the limits of $g_2 \sqrt{(Q_L^e{}^2 + Q_R^e{}^2)/2}$ with the constrained value of $\rho_L^{sb} = 6.20 \times 10^{-4}$ in Fig. 2. At smaller $M_{Z'}$, the limits are insensitive to the value of x , while the difference is more visible at larger $M_{Z'}$. When x gets larger toward 1, the allowed value for Q_L^d from ρ_L^{sb} increases. Thus, the corresponding upper limits on $Q_{L,R}^e$ have to be smaller. That is why at each $M_{Z'}$ the chosen values of $x = 0.1 - 0.9$ go from top to bottom. The general trend for increasing $M_{Z'}$ is the increase in the upper limit of $Q_{L,R}^e$. This is easy to understand because at large $M_{Z'}$, the dominant factor in the production cross section is the parton density, which becomes very small at large momentum fractions.

We are ready to compute the maximally allowed decay rate for $B_s \rightarrow \mu^+ \mu^-$. We ignore the RG running effect at the b - s - Z' vertex, which is good enough for an order-of-

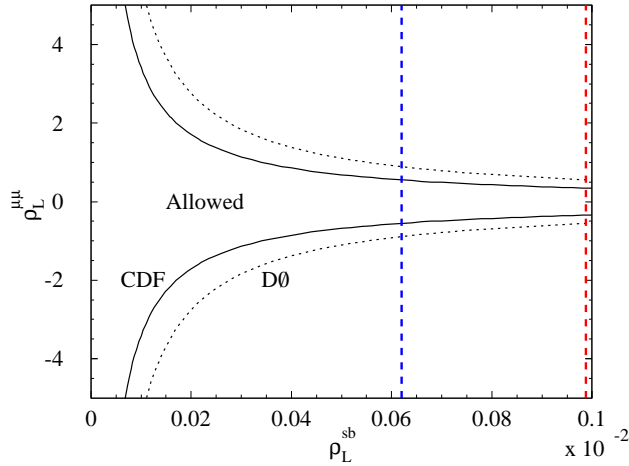


FIG. 3: The allowed parameter space on the $(\rho_L^{sb}, \rho_L^{\mu\mu} = \rho_R^{\mu\mu})$ plane using the current upper bounds on $B(B_s \rightarrow \mu^+\mu^-)$: 1.0×10^{-7} (CDF) and 2.3×10^{-7} (D0). The upper limit of ρ_L^{sb} for $\phi_L^{sb} = 0^\circ$ and 90° are also indicated using the blue dashed and red dashed lines, respectively.

magnitude estimate. The branching ratio of $B_s \rightarrow \mu^+\mu^-$ is given by

$$B(B_s \rightarrow \mu^+\mu^-) = \tau(B_s) \frac{G_F^2}{4\pi} f_{B_s}^2 m_\mu^2 m_{B_s} \sqrt{1 - \frac{4m_\mu^2}{m_{B_s}^2}} |V_{tb}^* V_{ts}|^2 \times \left\{ \left| \frac{\alpha}{2\pi \sin^2 \theta_W} Y \left(\frac{m_t^2}{M_W^2} \right) + 2 \frac{\rho_L^{bs} \rho_L^{\mu\mu}}{V_{tb}^* V_{ts}} \right|^2 + \left| 2 \frac{\rho_L^{bs} \rho_R^{\mu\mu}}{V_{tb}^* V_{ts}} \right|^2 \right\}, \quad (13)$$

where

$$\rho_{L,R}^{\mu\mu} = \frac{g_2 M_{Z'}}{g_1 M_Z} Q_{L,R}^e \quad (14)$$

at the weak scale. One can find the definition of $Y(m_t^2/M_W^2)$ in the SM part in Ref. [6]; its value is about 1.05 here. Using the central value of the averaged B_s lifetime $\tau_{B_s} = 1.461$ ps, corresponding to $\Gamma_{B_s} = (4.49 \pm 0.18) \times 10^{-13}$ GeV and $f_{B_s} = 230$ MeV, we obtain a SM branching ratio of about 4.2×10^{-9} . The current upper limits on $B(B_s \rightarrow \mu^+\mu^-)$ from CDF and D0 based on 780 and 700 pb^{-1} data, respectively, are [12]:

$$\begin{aligned} B(B_s \rightarrow \mu^+\mu^-) &< 1.0 \times 10^{-7} \quad (\text{CDF}) \\ B(B_s \rightarrow \mu^+\mu^-) &< 2.3 \times 10^{-7} \quad (\text{D0}). \end{aligned}$$

Given the assumption that RH FCNC couplings are ignored and the fact that $\phi_L^{sb} = 180^\circ$ in the current model, we plot the allowed parameter space on the ρ_L^{sb} - $\rho_L^{\mu\mu}$ plane in Fig. 3. We have taken $\rho_R^{\mu\mu} = \rho_L^{\mu\mu}$.

If we take the upper limit of $\rho_L^{sb} = 6.20 \times 10^{-4}$, and the conservative upper limit of $g_2 Q_L^e$ given in Fig. 2 for different values of $M_{Z'}$, we obtain the upper limits of the $B_s \rightarrow \mu^+\mu^-$ branching ratio, as shown in Fig. 4. Different sets of lines in the drawing correspond to different

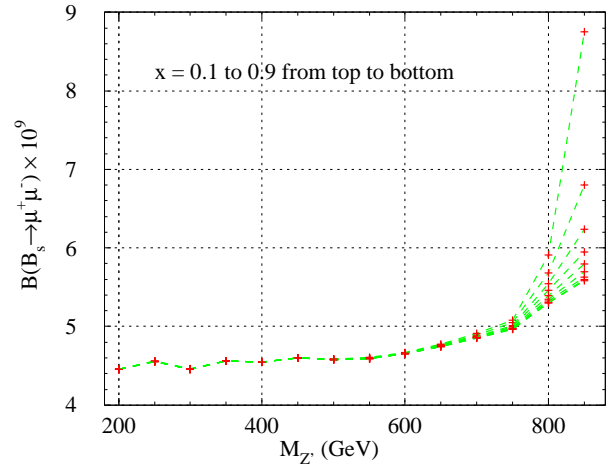


FIG. 4: Dependence of the upper limits of $B(B_s \rightarrow \mu^+\mu^-)$ on $M_{Z'}$, where different sets of lines correspond to different values of x varying from 0.1 to 0.9. We have set $\rho_R^{\mu\mu} = \rho_L^{\mu\mu}$.

values of the parameter x in our model, ranging from 0.1 to 0.9. It is seen again that there is less variations in the predictions for small $M_{Z'}$. The result that the maximally allowed branching ratio is always less than 9×10^{-9} implies that Tevatron may not have the capability to observe the muonic decay of B_s . These upper limits are at least one order of magnitude below the current best upper bound on $B(B_s \rightarrow \mu^+\mu^-)$ quoted above.

We conclude that with the present constraints from B_s mixing and Z' production, the muonic decay of B_s may not be observed at the Tevatron if the projected integrated luminosity is less than $O(5-10)$ fb. However, at LHCb, with anticipated production of $10^{12} b\bar{b}$ per year, the expected branching ratio of order 10^{-9} is observable.

This research was supported in part by the National Science Council of Taiwan R.O.C. under Grant Nos. NSC 94-2112-M-007-010- and NSC 94-2112-M-008-023-, and by the National Center for Theoretical Sciences, and in part by the U.S. Department of Energy under Grants No DE-FG02-96ER40969.

-
- [1] V. Barger, C. W. Chiang, J. Jiang and P. Langacker, Phys. Lett. B **596**, 229 (2004).
 - [2] S. Chaudhuri, S. W. Chung, G. Hockney and J. Lykken, Nucl. Phys. B **456**, 89 (1995); G. Cleaver, M. Cvetič, J. R. Espinosa, L. L. Everett, P. Langacker and J. Wang, Phys. Rev. D **59**, 055005 (1999); M. Cvetič, G. Shiu and A. M. Uranga, Phys. Rev. Lett. **87**, 201801 (2001); M. Cvetič, P. Langacker and G. Shiu, Phys. Rev. D **66**, 066004 (2002).
 - [3] V. Barger, C. W. Chiang, P. Langacker and H. S. Lee, Phys. Lett. B **580**, 186 (2004).
 - [4] V. Barger, C. W. Chiang, P. Langacker and H. S. Lee, Phys. Lett. B **598**, 218 (2004).

- [5] P. Langacker and M. Plumacher, Phys. Rev. D **62**, 013006 (2000).
- [6] G. Buchalla, A. J. Buras and M. E. Lautenbacher, Rev. Mod. Phys. **68**, 1125 (1996) [arXiv:hep-ph/9512380].
- [7] S. Eidelman *et al.* [Particle Data Group], Phys. Lett. B **592**, 1 (2004), and updated results for 2006 Edition available on the web site <http://pdg.lbl.gov/>.
- [8] A. Hocker, H. Lacker, S. Laplace and F. Le Diberder, Eur. Phys. J. C **21**, 225 (2001) [arXiv:hep-ph/0104062]. Updated results may be found on the web site <http://ckmfitter.in2p3.fr/>.
- [9] S. Hashimoto, Int. J. Mod. Phys. A **20**, 5133 (2005) [arXiv:hep-ph/0411126].
- [10] Information is available at <http://www-cdf.fnal.gov/~harper/diEleAna.html>.
- [11] P. Langacker and M. x. Luo, Phys. Rev. D **45**, 278 (1992).
- [12] R.V. Kooten, talk presented at FPCP 2006, Vancouver, Canada, April 9-12, 2006.