

Constraining the Phase of $B_s - \bar{B}_s$ Mixing

Yuval Grossman,^{1,*} Yosef Nir,^{2,†} and Guy Raz^{2,‡}

¹*Department of Physics, Technion-Israel Institute of Technology, Technion City, Haifa 32000, Israel*

²*Department of Particle Physics, Weizmann Institute of Science, Rehovot 76100, Israel*

New physics contributions to $B_s - \bar{B}_s$ mixing can be parametrized by the size (r_s^2) and the phase ($2\theta_s$) of the total mixing amplitude relative to the Standard Model amplitude. The phase has so far been unconstrained. We first use the $D\theta$ measurement of the semileptonic CP asymmetry A_{SL} to obtain the first constraint on the semileptonic CP asymmetry in B_s decays, $A_{SL}^s = -0.008 \pm 0.011$. Then we combine recent measurements by the CDF and $D\theta$ collaborations – the mass difference (ΔM_s), the width difference ($\Delta\Gamma_s$) and A_{SL}^s – to constrain $2\theta_s$. The errors on $\Delta\Gamma_s$ and A_{SL}^s should still be reduced to have a sensitive probe of the phase, yet the central values are such that the regions around $2\theta_s \sim 3\pi/2$ and, in particular, $2\theta_s \sim \pi/2$, are disfavored.

Introduction. Flavor changing $b \rightarrow s$ transitions are a particularly sensitive probe of new physics. Among these, $B_s - \bar{B}_s$ mixing occupies a special place. New physics contributions to the mixing amplitude M_{12}^s can be parametrized in the most general way as follows:

$$M_{12}^s = r_s^2 e^{2i\theta_s} (M_{12}^s)^{\text{SM}}, \quad (1)$$

where $(M_{12}^s)^{\text{SM}}$ is the Standard Model (SM) contribution to the mixing amplitude. Values of $r_s^2 \neq 1$ and/or $2\theta_s \neq 0$ would signal new physics. Assuming that the new physics can affect any loop processes but is negligible for tree level processes, and that the 3×3 CKM matrix is unitary (*i.e.* no quarks beyond the known three generations), we can use various experimental measurements to constrain the new physics parameters r_s^2 and $2\theta_s$:

1. The mass difference between the neutral B_s states:

$$\Delta M_s = (\Delta M_s)^{\text{SM}} r_s^2. \quad (2)$$

2. The width difference between the neutral B_s states [1, 2]:

$$\Delta\Gamma_s^{\text{CP}} = \Delta\Gamma_s \cos 2\theta_s = (\Delta\Gamma_s)^{\text{SM}} \cos^2 2\theta_s. \quad (3)$$

3. The semileptonic asymmetry in B_s decays:

$$A_{SL}^s = -\mathcal{R}e \left(\frac{\Gamma_{12}^s}{M_{12}^s} \right)^{\text{SM}} \frac{\sin 2\theta_s}{r_s^2}. \quad (4)$$

4. The CP asymmetry in B_s decays into final CP eigenstates such as $\psi\psi$:

$$S_{\psi\phi(CP=+)} = -\sin 2\theta_s. \quad (5)$$

Our convention here is defined by $\Delta M_s \equiv M_{sH} - M_{sL}$ and $\Delta\Gamma_s \equiv \Gamma_{sH} - \Gamma_{sL}$. The observable $\Delta\Gamma_s^{\text{CP}}$ is defined by $\Delta\Gamma_s^{\text{CP}} \equiv \Gamma_- - \Gamma_+$, where $\Gamma_- (\Gamma_+)$ is deduced from fitting the decay rate into a final CP-odd (-even)

state assuming that it is described by a single exponential. This assumption introduces an error of $\mathcal{O}(y_s^2) = 0.01$ [$y_s \equiv \Delta\Gamma_s/(2\Gamma_s)$]. In the expressions for $\Delta\Gamma_s$ and $S_{\psi\phi}$ we neglect terms of $\mathcal{O}(\sin 2\beta_s) = 0.04$ (where $\beta_s = \arg[-(V_{ts}V_{tb}^*)/(V_{cs}V_{cb}^*)]$), while the approximation for A_{SL}^s is good to $\mathcal{O}[(m_c^2/m_b^2) \sin 2\beta_s] = 0.004$.

Until very recently, experiments gave only a lower bound on ΔM_s , a large error on $\Delta\Gamma_s$, and no meaningful information on the CP asymmetries. Under these circumstances, there has been only a lower bound on r_s^2 and no constraint at all on $2\theta_s$.

Recently, three important experimental developments took place in this context:

- The CDF collaboration measured ΔM_s [3]:

$$\Delta M_s = 17.33_{-0.21}^{+0.42} \pm 0.07 \text{ ps}^{-1}. \quad (6)$$

(The $D\theta$ collaboration provided a milder two-sided bound [4].)

- The $D\theta$ collaboration measured [5] $\Delta\Gamma_s^{\text{CP}} = -0.15 \pm 0.10_{-0.04}^{+0.03} \text{ ps}^{-1}$. Averaging this result with the earlier measurements by CDF [6] and ALEPH [7], we obtain

$$\Delta\Gamma_s^{\text{CP}} = -0.22 \pm 0.08 \text{ ps}^{-1}. \quad (7)$$

- The $D\theta$ collaboration searched for the semileptonic CP asymmetry [8, 9]:

$$A_{SL} = -0.0026 \pm 0.0024 \pm 0.0017. \quad (8)$$

As obvious from eq. (2), the main implication for new physics of the new result for ΔM_s , eq. (6), is a range for r_s^2 which can be further translated into constraints on parameters of specific models [10, 11, 12, 13, 14, 15, 16]. Here, we would like to focus instead on the phase of the mixing amplitude $2\theta_s$. In order that a measurement of $\Delta\Gamma_s^{\text{CP}}$ can be used to constrain $\cos^2 2\theta_s$, the experimental error should be at or below the level of $(\Delta\Gamma_s)^{\text{SM}}$. The new $D\theta$ measurement of $\Delta\Gamma_s^{\text{CP}}$ is the first to reach the

required level. There are three necessary conditions in order that a measurement of A_{SL} can be used to constrain $2\theta_s$:

1. The experimental error on A_{SL} should be at or below the level of $|\Gamma_{12}^s/M_{12}^s|^{\text{SM}}$;
2. An upper bound on r_s^2 should be available;
3. An independent upper bound on A_{SL}^d (the semileptonic asymmetry in B_d decays) should be available.

Both the $D\theta$ measurement of A_{SL} and the CDF measurement of ΔM_s are thus crucial for our purposes, because they satisfy, for the first time, the first and second condition, respectively.

Relating A_{SL} to A_{SL}^s . The semileptonic asymmetry measured at the TeVatron,

$$\begin{aligned} A_{\text{SL}} &\equiv \frac{\Gamma(b\bar{b} \rightarrow \mu^+\mu^+X) - \Gamma(b\bar{b} \rightarrow \mu^-\mu^-X)}{\Gamma(b\bar{b} \rightarrow \mu^+\mu^+X) + \Gamma(b\bar{b} \rightarrow \mu^-\mu^-X)} \\ &= \frac{\Gamma_{\text{RS}}^+ \Gamma_{\text{WS}}^+ - \Gamma_{\text{RS}}^- \Gamma_{\text{WS}}^-}{\Gamma_{\text{RS}}^+ \Gamma_{\text{WS}}^+ + \Gamma_{\text{RS}}^- \Gamma_{\text{WS}}^-}, \end{aligned} \quad (9)$$

sums over all B -hadron decays. Given that the quark subprocesses are $b \rightarrow \mu^- X$ and $\bar{b} \rightarrow \mu^+ X$, the right-sign (RS) and wrong-sign (WS) rates can be decomposed as follows:

$$\begin{aligned} \Gamma_{\text{RS}}^- &= f_d T(\bar{B}_d \rightarrow \bar{B}_d) \bar{\Gamma}_{\text{SL}}^d + f_s T(\bar{B}_s \rightarrow \bar{B}_s) \bar{\Gamma}_{\text{SL}}^s + f_u \bar{\Gamma}_{\text{SL}}^u, \\ \Gamma_{\text{RS}}^+ &= f_d T(B_d \rightarrow B_d) \Gamma_{\text{SL}}^d + f_s T(B_s \rightarrow B_s) \Gamma_{\text{SL}}^s + f_u \Gamma_{\text{SL}}^u, \\ \Gamma_{\text{WS}}^- &= f_d T(B_d \rightarrow \bar{B}_d) \bar{\Gamma}_{\text{SL}}^d + f_s T(B_s \rightarrow \bar{B}_s) \bar{\Gamma}_{\text{SL}}^s, \\ \Gamma_{\text{WS}}^+ &= f_d T(\bar{B}_d \rightarrow B_d) \Gamma_{\text{SL}}^d + f_s T(\bar{B}_s \rightarrow B_s) \Gamma_{\text{SL}}^s, \end{aligned} \quad (10)$$

Here, f_q is the production fraction of B_q (we assume that there is no production asymmetry, $f_q = \bar{f}_q$), T is the time integrated probability, and Γ_{SL}^q ($\bar{\Gamma}_{\text{SL}}^q$) is the semileptonic decay rate of B_q -(\bar{B}_q -)mesons. (One should think of the $q = u$ terms as representing all b -hadrons that do not mix, that is, the charged B mesons and the Λ_b baryons.)

Within our assumptions, there is no direct CP violation in semileptonic decays, that is, $\Gamma_{\text{SL}}^q = \bar{\Gamma}_{\text{SL}}^q$. The time integrated probabilities fulfill $T(B_{d,s} \rightarrow B_{d,s}) = T(\bar{B}_{d,s} \rightarrow \bar{B}_{d,s})$. Consequently, we have $\Gamma_{\text{RS}}^- = \Gamma_{\text{RS}}^+$. This leads to a considerable simplification of eq. (9):

$$A_{\text{SL}} = \frac{\Gamma_{\text{WS}}^+ - \Gamma_{\text{WS}}^-}{\Gamma_{\text{WS}}^+ + \Gamma_{\text{WS}}^-}. \quad (11)$$

Thus, the semileptonic asymmetry depends only on the wrong sign rates. In particular, it is independent of the B^\pm (and similarly of the Λ_b) decay rates.

To a very good approximation we expect $\Gamma_{\text{SL}}^d = \Gamma_{\text{SL}}^s$ (this SU(3)-flavor equality is violated only by terms of $\mathcal{O}(m_s \Lambda_{\text{QCD}}/m_b^2)$) which leads to

$$A_{\text{SL}} = \frac{f_d T_d^- + f_s T_s^-}{f_d T_d^+ + f_s T_s^+}, \quad (12)$$

where

$$T_q^\pm = T(\bar{B}_q \rightarrow B_q) \pm T(B_q \rightarrow \bar{B}_q). \quad (13)$$

The relevant time integrated transition probabilities are as follows [17]:

$$\begin{aligned} T(B_q \rightarrow \bar{B}_q) &= \left(\frac{1 - \delta_q}{1 + \delta_q} \right) \frac{Z_q}{2\Gamma_q}, \\ T(\bar{B}_q \rightarrow B_q) &= \left(\frac{1 + \delta_q}{1 - \delta_q} \right) \frac{Z_q}{2\Gamma_q} \end{aligned} \quad (14)$$

where ($y_q = \Delta\Gamma_q/(2\Gamma_q)$, $x_q = \Delta M_q/\Gamma_q$)

$$Z_q \equiv \frac{1}{1 - y_q^2} - \frac{1}{1 + x_q^2}. \quad (15)$$

The quantity δ_q characterizes CP violation in mixing [$\delta_q \equiv (1 - |q/p|_q^2)/(1 + |q/p|_q^2)$]. Given that it is small, one can write to leading order $\delta_q = A_{\text{SL}}^q/2$, $T_q^- = A_{\text{SL}}^q Z_q/\Gamma_q$ and $T_q^+ = Z_q/\Gamma_q$. Taking again the SU(3) limit, $\Gamma_d = \Gamma_s$ (the equality is violated at high order in $1/m_b$; experimentally [18] $\tau_s/\tau_d \sim 0.96 \pm 0.04$), we obtain [19]

$$A_{\text{SL}} = \frac{f_d Z_d A_{\text{SL}}^d + f_s Z_s A_{\text{SL}}^s}{f_d Z_d + f_s Z_s}. \quad (16)$$

Given the experimental ranges [21] $|y_d| = 0.004 \pm 0.019$ and $|y_s| = 0.16 \pm 0.06$ we can safely neglect y_d^2 and y_s^2 . (Within our framework, we expect [22, 23] $y_s^2 \sim 0.01$.) Using the experimental values [18] $f_d = 0.4$, $f_s = 0.1$, $x_d = 0.78$ and $x_s = 25.3$, we obtain

$$A_{\text{SL}} \simeq 0.6 A_{\text{SL}}^d + 0.4 A_{\text{SL}}^s. \quad (17)$$

There are two sets of measurements that, in combination, allow us to extract a range for A_{SL}^s . First, we have the $D\theta$ measurement of A_{SL} (eq. (8)), which we can average together with previous measurements by the LEP experiments OPAL [24] and ALEPH [25] (we neglect here the small difference between LEP and the TeVatron regarding the measured values of $f_{d,s}$). We find

$$A_{\text{SL}} = -0.0027 \pm 0.0029. \quad (18)$$

Second, we have measurements of A_{SL}^d at the $\Upsilon(4S)$ -energy by Babar [26], Belle [27] and CLEO [28]. We find

$$A_{\text{SL}}^d = +0.0011 \pm 0.0055. \quad (19)$$

Thus, we obtain

$$A_{\text{SL}}^s = -0.008 \pm 0.011. \quad (20)$$

(One could include also the Babar measurement from hadronic modes [29]. While this is not, strictly speaking, a measurement of A_{SL}^d , it does give $1 - |q/p|_d$. This would

change the average to $A_{\text{SL}}^d = -0.0004 \pm 0.0055$ and, consequently, $A_{\text{SL}}^s = -0.006 \pm 0.011$. Our conclusions would remain unchanged.)

Constraining $2\theta_s$. Our constraints on $2\theta_s$ involve eqs. (3) and (4). As concerns $(\Gamma_{12}/M_{12})^{\text{SM}}$, we use [22] (see also [23] for a different calculation with similar results)

$$\mathcal{R}e\left(\frac{\Gamma_{12}}{M_{12}}\right)^{\text{SM}} = -0.0040 \pm 0.0016. \quad (21)$$

As concerns $(\Delta M_s)^{\text{SM}}$, we use [11]

$$\begin{aligned} (\Delta M_s)^{\text{SM}} &= \frac{G_F^2}{6\pi^2} \eta_{B_s} m_{B_s} \hat{B}_{B_s} F_{B_s}^2 S(x_t) |V_{tb} V_{ts}|^2 \\ &= 17.8 \pm 4.8 \text{ ps}^{-1}. \end{aligned} \quad (22)$$

It is important to note that the range for $|V_{ts} V_{tb}|$ is derived using tree level processes and CKM unitarity. The combination of (21) and (22) gives

$$(\Delta \Gamma_s)^{\text{SM}} = -0.07 \pm 0.03 \text{ ps}^{-1}. \quad (23)$$

We can now fit the new physics parameters r_s^2 and $2\theta_s$ to the experimental values of eqs. (6), (7) and (20) via eqs. (2), (3) and (4). To do so, we use the SM estimates of eqs. (21), (22) and (23).

It is easy to understand the constraint on r_s^2 by simply using eq. (2):

$$r_s^2 = \frac{(\Delta M_s)^{\text{exp}}}{(\Delta M_s)^{\text{SM}}} = 0.97 \pm 0.26, \quad (24)$$

To get a feeling for the situation concerning $2\theta_s$, we first use eqs. (3) and (4) separately. The $\Delta \Gamma_s$ measurement gives

$$\cos^2 2\theta_s = \frac{(\Delta \Gamma_s)^{\text{CP}}}{(\Delta \Gamma_s)^{\text{SM}}} = 3.1 \pm 1.7. \quad (25)$$

This range disfavors (at the 1.8σ level) small $\cos^2 2\theta_s$ values, that is $2\theta_s \sim \pi/2, 3\pi/2$. The A_{SL}^s measurement gives

$$\sin 2\theta_s = -\frac{A_{\text{SL}}^s}{\mathcal{R}e(\Gamma_{12}^s/M_{12}^s)^{\text{SM}}} \frac{(\Delta M_s)^{\text{exp}}}{(\Delta M_s)^{\text{SM}}} = -1.9 \pm 2.8. \quad (26)$$

This range disfavors large positive $\sin 2\theta_s$ values, that is $2\theta_s \sim \pi/2$. The combination of the two sources of constraints should therefore disfavor the regions around $2\theta_s \sim \pi/2, 3\pi/2$, with stronger significance for the first. This can be seen in Fig. 1, where we present the constraints in the $\cos 2\theta_s - \sin 2\theta_s$ plane. In Fig. 2 we present the constraints in the $r_s^2 - 2\theta_s$ plane. Note that eqs. (25) and (26) and Fig. 1 do not take into account the correlations between the contributions to the various observables, since they are meant to emphasize the impact of each measurement separately. The correlations are, however, fully taken into account in Fig. 2.

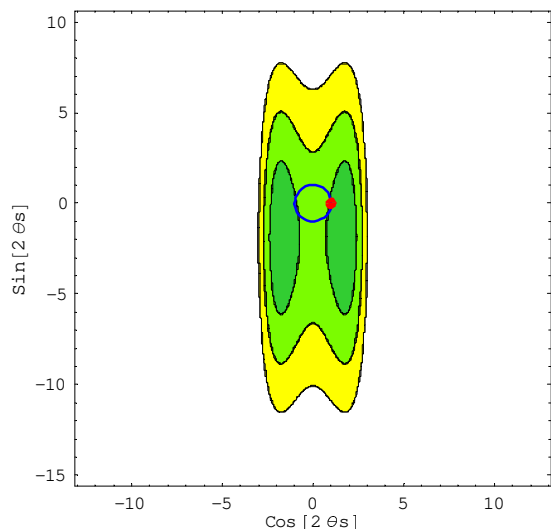


FIG. 1: The constraints in the $\cos 2\theta_s - \sin 2\theta_s$ plane allowing for new physics in all loop processes. The dark green, light green and yellow regions correspond to probability higher than 0.32, 0.046, and 0.0027, respectively. The physical region ($\cos^2 2\theta_s + \sin^2 2\theta_s = 1$) is along the blue circle. The SM point, $\cos 2\theta_s = +1$, $\sin 2\theta_s = 0$, is marked with red.

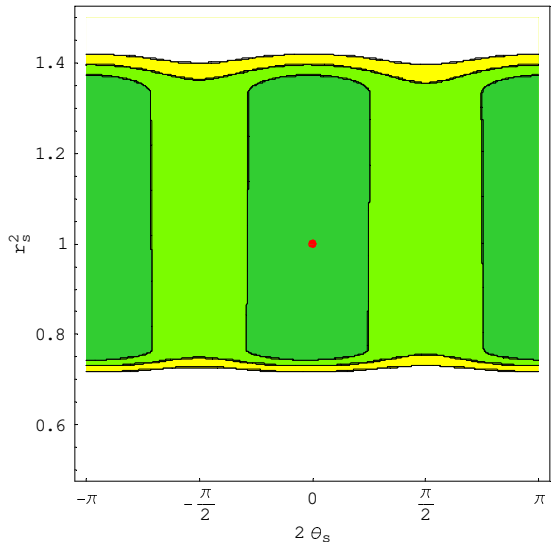


FIG. 2: The constraints in the $r_s^2 - 2\theta_s$ plane allowing for new physics in all loop processes. The dark green, light green and yellow regions correspond to probability higher than 0.32, 0.046, and 0.0027, respectively. The SM point, $2\theta_s = 0$, $r_s^2 = 1$, is marked with red.

We note that the $\mathcal{O}(30\%)$ error on r_s^2 is mainly *theoretical*: it reflects the theoretical uncertainty in $(\Delta M_s)^{\text{SM}}$. In contrast, the $\mathcal{O}(100\%)$ error on $\sin 2\theta_s$ is mainly *experimental*: it comes from the error in the determination of A_{SL}^s . The $\mathcal{O}(50\%)$ error on $\cos^2 2\theta_s$ has both experimental and theoretical aspects.

We learn that the constraints on $2\theta_s$ are still rather

weak. In principle, the error on A_{SL}^s is still a factor of three larger than what is needed to have sensitivity to $\sin 2\theta_s$. However, since the central value for $\sin 2\theta_s$ happens – presumably due to statistical fluctuations – to lie below the physical region, large positive values of $\sin 2\theta_s$ are disfavored (at the 1σ level). The error on $\Delta\Gamma_s^{\text{CP}}$ is closer to what is needed to be sensitive to $2\theta_s$ and, indeed, the resulting constraint is more significant.

We also consider a subclass of our framework, where new physics contributions are significant only in $b \rightarrow s$ transitions. This modifies the analysis in three ways:

1. We can now extract a narrower range for $(\Delta M_s)^{\text{SM}}$ by using, in addition to the direct calculation of eq. (22), an indirect calculation [30, 31] that makes use of experimental measurements of $b \rightarrow d$ (and $s \rightarrow d$) processes and, in particular, identify $\Delta M_d^{\text{exp}} = \Delta M_d^{\text{SM}}$: $(\Delta M_s)^{\text{SM}} = 21.7^{+5.9}_{-4.2} \text{ ps}^{-1}$ [32]. The direct calculation of eq. (22) and the indirect one quoted here are essentially independent of each other. Therefore, we average over these two results and get

$$(\Delta M_s)^{\text{SM}} = 19.7 \pm 3.5 \text{ ps}^{-1}. \quad (27)$$

2. We can set $A_{\text{SL}}^d = 0$ and then

$$A_{\text{SL}}^s \simeq 2.5 A_{\text{SL}} = -0.007 \pm 0.007. \quad (28)$$

3. We can now use (27) to obtain a more precise estimate of $(\Delta\Gamma_s)^{\text{SM}}$:

$$(\Delta\Gamma_s)^{\text{SM}} = -0.08 \pm 0.03 \text{ ps}^{-1}. \quad (29)$$

Now we get

$$r_s^2 = 0.88 \pm 0.16, \quad (30)$$

$$\cos^2 2\theta_s = 2.8 \pm 1.6, \quad (31)$$

$$\sin 2\theta_s = -1.4 \pm 1.6. \quad (32)$$

The situation is then quite similar to the first scenario. The smaller central value and smaller error on r_s^2 and on $\cos^2 2\theta_s$, compared to eqs. (24) and (25), respectively, correspond to the larger central value and smaller theoretical error in eq. (27) compared to eq. (22). In contrast, the higher central value and smaller error on $\sin 2\theta_s$, compared to eq. (26), are both mainly a result of the shift in the central value of r_s^2 and, in particular, little affected by the smaller error on $(\Delta M_s)^{\text{SM}}$.

We show the constraints in the $r_s^2 - 2\theta_s$ plane in Fig. 3. As can be seen in the Figure, $2\theta_s = \pi/2$ is disfavored at the 2σ level.

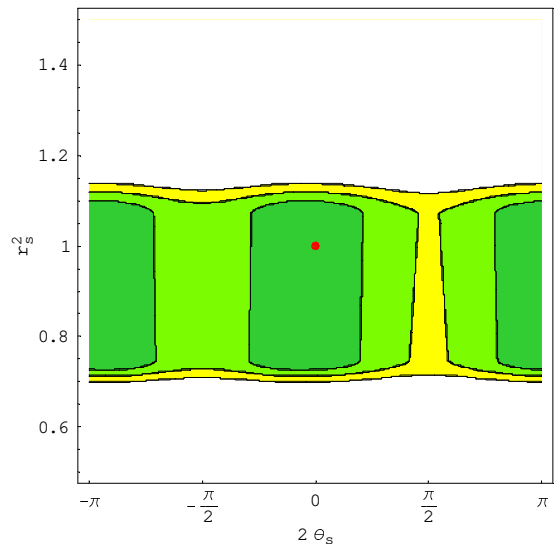


FIG. 3: The constraints in the $r_s^2 - 2\theta_s$ plane allowing for new physics in $b \rightarrow s$ loop processes only. The dark green, light green and yellow regions correspond to probability higher than 0.32, 0.046, and 0.0027, respectively. The SM point, $2\theta_s = 0$, $r_s^2 = 1$, is marked with red.

Conclusions. The measurement of A_{SL} by $D\theta$ probes CP violation in $B_s - \bar{B}_s$ mixing, $A_{\text{SL}}^s = -0.008 \pm 0.011$. In combination with the measurement of ΔM_s by CDF, and the measurements of $\Delta\Gamma_s^{\text{CP}}$ by $D\theta$ and CDF, the CP violating phase of the mixing amplitude is constrained for the first time. The constraints are still weak. Since experiments favor large values of $\Delta\Gamma_s$ compared to the SM value, small values of $\cos^2 2\theta_s$ (*i.e.* $2\theta_s \sim \pi/2, 3\pi/2$) are disfavored. Furthermore, since experiments favor a negative A_{SL}^s (see eqs. (20) and (28)) and $\mathcal{R}e(\Gamma_{12}^s/M_{12}^s)^{\text{SM}}$ is negative, large positive values of $\sin 2\theta_s$ (*i.e.* $2\theta_s \sim \pi/2$) are disfavored even more strongly.

To improve the constraint, smaller experimental errors on $\Delta\Gamma_s$ and on A_{SL} are welcome. Note however that a similar improvement in the measurement of A_{SL}^d (see eq. (17)) is also required. Thus, the accuracy in determining A_{SL}^s depends on both high energy hadron machines and $\Upsilon(4S)$ -energy B factories.

In principle, A_{SL}^s could also be extracted from measurements at hadron colliders only. To do this one needs, in addition to the measurement of A_{SL} , another measurement of a CP asymmetry in semileptonic decays, with a different weight of B_d and B_s in the sample. (For example, requiring at least one kaon in the final state would enhance the fraction of B_s .)

Of course, the phase $2\theta_s$ will be strongly constrained once $S_{\psi\phi}$ is measured. Then the combination of the four measurements – ΔM_s , $\Delta\Gamma_s$, A_{SL}^s and $S_{\psi\phi}$ – will provide a test of the assumption that new physics affects only loop processes [10, 11, 33]. The strength of this

test will, however, be limited by theoretical uncertainties, particularly by the calculation of Γ_{12}^{SM} .

Acknowledgments. We are grateful to Daria Zieminska for drawing our attention to the relevance of $\Delta\Gamma_s$ to our analysis and for providing us with further valuable information and advice. We are grateful to Guennadi Borissov for clarifying to us the way in which A_{SL} was determined by D0. We thank Andrzej Buras, Andreas Höcker, Zoltan Ligeti and Marie-Hélène Schune for useful discussions. This project was supported by the Albert Einstein Minerva Center for Theoretical Physics, and by EEC RTN contract HPRN-CT-00292-2002. The work of Y.G. is supported in part by the Israel Science Foundation under Grant No. 378/05. The research of Y.N. is supported by the Israel Science Foundation founded by the Israel Academy of Sciences and Humanities, and by a grant from the United States-Israel Binational Science Foundation (BSF), Jerusalem, Israel.

* Electronic address: yuvalg@physics.technion.ac.il

† Electronic address: yosef.nir@weizmann.ac.il

‡ Electronic address: guy.raz@weizmann.ac.il

- [1] Y. Grossman, Phys. Lett. B **380**, 99 (1996) [arXiv:hep-ph/9603244].
- [2] I. Dunietz, R. Fleischer and U. Nierste, Phys. Rev. D **63**, 114015 (2001) [arXiv:hep-ph/0012219].
- [3] G. Gomez-Ceballos [CDF collaboration], talk at FPCP 2006, <http://fpcp2006.triumf.ca/talks/day3/1500/fpcf2006.pdf>.
- [4] V. Abazov [D0 Collaboration], arXiv:hep-ex/0603029.
- [5] D0 conference note 5052.
- [6] D. Acosta *et al.* [CDF Collaboration], Phys. Rev. Lett. **94**, 101803 (2005) [arXiv:hep-ex/0412057].
- [7] R. Barate *et al.* [ALEPH Collaboration], Phys. Lett. B **486**, 286 (2000).
- [8] B. Casey [D0 collaboration], talk at Moriond EW 2006, <http://moriond.in2p3.fr/EW/2006/Transparencies/B.Casey.pdf>.
- [9] The range that is quoted in [8] for A_{SL} actually corresponds to $[1 + (f_s Z_s)/(f_d Z_d)]A_{\text{SL}}$ (f_q is defined below eq. (10) and Z_q is defined in eq. (15)); G. Borissov, private communication.
- [10] Z. Ligeti, M. Papucci and G. Perez, arXiv:hep-ph/0604112.
- [11] M. Blanke, A. J. Buras, D. Guadagnoli and C. Tarantino, arXiv:hep-ph/0604057.
- [12] M. Ciuchini and L. Silvestrini, arXiv:hep-ph/0603114.
- [13] M. Endo and S. Mishima, arXiv:hep-ph/0603251.
- [14] J. Foster, K. i. Okumura and L. Roszkowski, arXiv:hep-ph/0604121.
- [15] K. Cheung, C. W. Chiang, N. G. Deshpande and J. Jiang, arXiv:hep-ph/0604223.
- [16] P. Ball and R. Fleischer, arXiv:hep-ph/0604249.
- [17] G. C. Branco, L. Lavoura and J. P. Silva, "CP violation,"
- [18] E. Barberio *et al.* [The Heavy Flavor Averaging Group], arXiv:hep-ex/0603003.
- [19] Our results differ from ref. [18, 20, 21], where our Z_q is replaced with $\chi_q = Z_q(1 - y_q^2)/2$. (Our results do however agree with ref. [17].) Numerically the difference is of $\mathcal{O}(y_s^2 - y_d^2)$ and therefore irrelevant.
- [20] F. Abe *et al.* [CDF Collaboration], Phys. Rev. D **55**, 2546 (1997).
- [21] S. Eidelman *et al.*, Phys. Lett. B **592**, 1 (2004) and 2005 partial update for the 2006 edition available on the PDG WWW pages (URL: <http://pdg.lbl.gov/>).
- [22] M. Beneke, G. Buchalla, A. Lenz and U. Nierste, Phys. Lett. B **576**, 173 (2003) [arXiv:hep-ph/0307344].
- [23] M. Ciuchini *et al.*, JHEP **0308**, 031 (2003) [arXiv:hep-ph/0308029].
- [24] G. Abbiendi *et al.* [OPAL Collaboration], Eur. Phys. J. C **12**, 609 (2000) [arXiv:hep-ex/9901017].
- [25] R. Barate *et al.* [ALEPH Collaboration], Eur. Phys. J. C **20**, 431 (2001).
- [26] B. Aubert *et al.* [BABAR Collaboration], Phys. Rev. Lett. **96**, 251802 (2006) [arXiv:hep-ex/0603053].
- [27] E. Nakano *et al.* [Belle Collaboration], Phys. Rev. D **73**, 112002 (2006) [arXiv:hep-ex/0505017].
- [28] D. E. Jaffe *et al.* [CLEO Collaboration], Phys. Rev. Lett. **86**, 5000 (2001) [arXiv:hep-ex/0101006].
- [29] B. Aubert *et al.* [BABAR Collaboration], Phys. Rev. Lett. **92**, 181801 (2004) [arXiv:hep-ex/0311037].
- [30] CKMfitter Group (J. Charles *et al.*), Eur. Phys. J. C **41**, 1-131 (2005) [hep-ph/0406184], updated results and plots available at: <http://ckmfitter.in2p3.fr>
- [31] M. Bona *et al.* [UTfit Collaboration], JHEP **0603**, 080 (2006) [arXiv:hep-ph/0509219].
- [32] The statistical approaches of the CKMfitter [30] and UTfit [31] groups are different from each other. We consistently use here the approach of ref. [30], and so the indirect range for ΔM_s^{SM} that we quote is the one from [30]. Had we used the methods of [31], we would expect quantitative differences but not qualitative ones.
- [33] S. Laplace, Z. Ligeti, Y. Nir and G. Perez, Phys. Rev. D **65**, 094040 (2002) [arXiv:hep-ph/0202010].