


MEASURING LEPTONIC CP VIOLATION WITH A WATER CERENKOV

E. COUCE

*IFIC, Universidad de Valencia,
E-46100 Burjassot, Spain.*



In this talk, we present the physics case for a megaton Water Cerenkov detector in addressing some of the still pending questions in neutrino oscillations physics, particularly the measurement of leptonic CP violation. We compare different future beams that could profit from a water detector and analyse, for the case $\theta_{13} \approx 3^\circ$ (the limit that can be reached by under-construction experiments), the signal-to-background rate for a β -beam setup with the radioactive ions accelerated to $\gamma = 350$.

1 Introduction

Two parameters of the leptonic mixing matrix remain still essentially unknown: the mixing angle θ_{13} , which we know from reactor experiments lies below 11.5° , and δ , the CP-odd phase in the leptonic sector, of which we know nothing about. In the near future we can expect more stringent limits on the value of θ_{13} , thanks to under-construction experiments^{1,2}, but these experiments can do little to answer the relevant question of the possible existence of CP violation in the leptonic sector. Thus the search for leptonic CP-violation, together with the precise measurement of θ_{13} and the determination of the neutrino mass hierarchy (sign of Δm_{23}^2) are challenges that still need to be addressed by a future new generation of long-baseline, high-precision neutrino oscillation experiments.

To address this challenge, these new experiments will need to measure very small oscillation probabilities at $E/L \approx \Delta m_{atm}^2$. This can only be achieved with very large statistics and a tight control of the systematic errors, implying both the use of very intense and well-known ν beams and massive detectors with low systematic uncertainties.

2 The experimental challenge

Regarding the beams, there are three choices nowadays that appear to be the most promising candidates to measure these unknowns:

super-beam: high-intensity conventional neutrino beams from pion decay (composed mostly of ν_μ , but also with contamination of $\bar{\nu}_\mu$, ν_e and $\bar{\nu}_e$);

β -beam³: pure ν_e ($\bar{\nu}_e$) beam produced from accelerated β -radioactive ions;

ν -factory⁴ beam: ν_μ and $\bar{\nu}_e$ ($\bar{\nu}_\mu$ and ν_e) obtained from the decay of accelerated muons.

Notice that both β -beams and ν -factory beams, unlike super-beams, are pure (without ν_μ and ν_e contamination respectively), and the energy dependence of their fluxes can be computed analytically. Also notice that for a ν -factory experiment the determination of the charge of the detected lepton is mandatory.

The need for very high statistics favours the use of very massive detectors. One of the main limitation of the size of a detector comes from the actual costs of the materials employed in their construction. Although water detectors might not be, intrinsically, the optimal choice for the study of neutrino oscillations, they are undoubtedly the cheapest. A water-based detector could reach sizes at least one order of magnitude above what any other technology might allow cost-wise. In addition to this, Water Cerenkovs have already been studied extensively, and have played key roles in establishing much of what we know today about neutrino oscillations. The 50-kton SuperKamiokande detector in Japan has been conducting highly successful and relevant research in the field of neutrino physics since it became operational in April of 1996. For all these reasons it is interesting to study how far this technology could take us in the future. In this paper we focus on the physics case for a Water Cerenkov detector with a fiducial mass of 500 ktons (roughly 20 times the size of SuperKamiokande).

Of the three beam types mentioned above, a Water Cerenkov could in principle be used only with super-beams and β -beams, since for a neutrino factory the charge of the detected μ has to be distinguished, and magnetising such a large detector is certainly a non-trivial matter^a. Furthermore, in order to establish the limits of the Cerenkov detector technology, we will focus on the most promising of the two remaining beams, the β -beam. Unlike super-beams, β -beams do not suffer from flavour or sign contamination.

There have been many studies of β -beam experiments employing a Water Cerenkov detector (see for example ^{6,7,8}). It has been shown⁸ that the optimal setup for reaching the highest sensitivities to leptonic CP violation and θ_{13} consisted of a baseline of ~ 700 km and the radioactive ions ^6He and ^{18}Ne accelerated to a γ factor of 350. Therefore, this is going to be the setup considered in our present work.

3 Signal and Background in a β -beam

The β -beam is a beam of pure ν_e ($\bar{\nu}_e$) produced from β radiation of accelerated radioactive ions. Nowadays the best choices for the radioactive ions appear to be ^{18}Ne for the ν_e beam and ^6He for the $\bar{\nu}_e$ ^b. Out of all the possible measurements that could be carried out with such a beam, the most sensitive one to θ_{13} and leptonic CP violation would be the so-called *golden channel*: the study of the $\nu_e \rightarrow \nu_\mu$ ($\bar{\nu}_e \rightarrow \bar{\nu}_\mu$) oscillations.

There are two main analysis cuts that could be used to isolate the ν_μ signal from the ν_e background:

^aNevertheless, it should be noted that some alternatives to magnetisation have been proposed, such as the dissolution of Gd in a SuperKamiokande-like detector to make neutrons visible⁵.

^bThe use of different sets of ions is under study⁹.

PID cut: In a water Cerenkov detector, the signal is characterised by the detection of a ring of light produced by Cerenkov effect, detected by the photomultipliers attached to the detector wall. The signal for a μ is in general much sharper and better defined than that of an e , so a study of the shape of the detected ring can provide valuable information of the ID of the detected particle. In this study we have considered a SuperKamiokande-like PID algorithm.

Michel e^- cut: The μ often decay into e that could themselves produce Cerenkov radiation detected by the photomultipliers. Thus our second analysis cut is the requirement of the observation of a delayed second ring, detected after a time interval related with the decay time of the μ .

The energy reconstruction is done assuming quasi-elastic kinematics. However, for $\gamma = 350$ the quasi-elastic cross section is not dominant. Nevertheless the resulting reconstructed energy bias is not necessarily the limiting factor of the analysis, as this effect can be studied and accounted for using Montecarlo simulations.

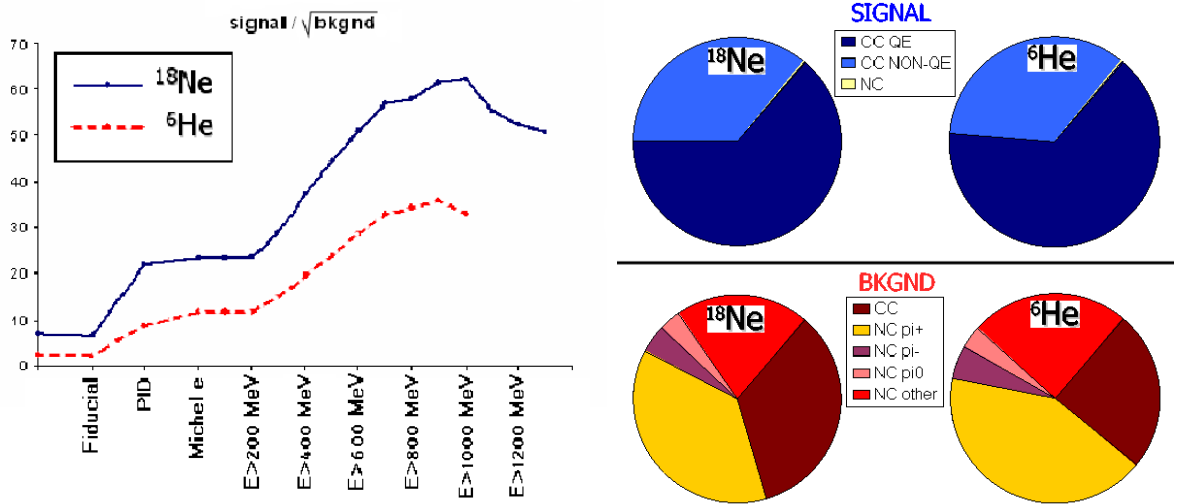


Figure 1: *Left:* Effect of each of the analysis cuts on the evolution of the signal-to-noise ratio for a $\gamma = 350$ β -beam. Also shown are the effects of different minimum reconstructed-energy cuts. *Right:* Final composition of signal (ν_μ detected as ν_μ) and background (ν_e detected as ν_μ), after all analysis cuts, for events with reconstructed energy above 500 MeV. For both plots a value of $\theta_{13} = 3^\circ$ has been assumed.

Left side of figure 1 shows the effect of the analysis cuts on the signal-to-noise ratio when $\theta_{13} = 3^\circ$. As can be seen the ratio obtained after the Michel e^- cut can be further increased by a factor 3 by the application of an additional cut on the minimal value of the reconstructed ν energy. Because of the assumption of quasi-elastic kinematics in energy reconstruction, a large part of the background (coming from NC events) is reconstructed at low energies and can be effectively eliminated with a minimum energy cut.

Right side of figure 1 shows the signal and background final composition for events with a reconstructed energy above 500 MeV. As expected most of the signal is non-quasi elastic. The main contribution to the background is given by NC π^+ events and CC π^+ , multi- π and deep-inelastic events for which the electrons go undetected.

4 The search for CP-violation

To conclude we present the preliminary results of our simulation for the measurement of θ_{13} and leptonic CP violation. Figure 2 shows the exclusion plots for a 500-kton-fiducial-mass β -beam

experiment, with $\gamma = 350$, a baseline of 700 km and a running time of 10 years. Intensities of $2.9 \cdot 10^{18}$ for the ${}^6\text{He}$ ions and of $1.1 \cdot 10^{18}$ for the ${}^{18}\text{Ne}$ ions were considered.

If the values of θ_{13} and δ chosen by Nature lay in the shaded regions of the plots, the experiment would be able to establish a non-zero value for θ_{13} and leptonic CP violation respectively at $3\text{-}\sigma$ CL or better. For the calculations, we assume a global systematic error of 5% on the signal, 10% on the background, and 1% on the neutrino-to-antineutrino cross section ratio.

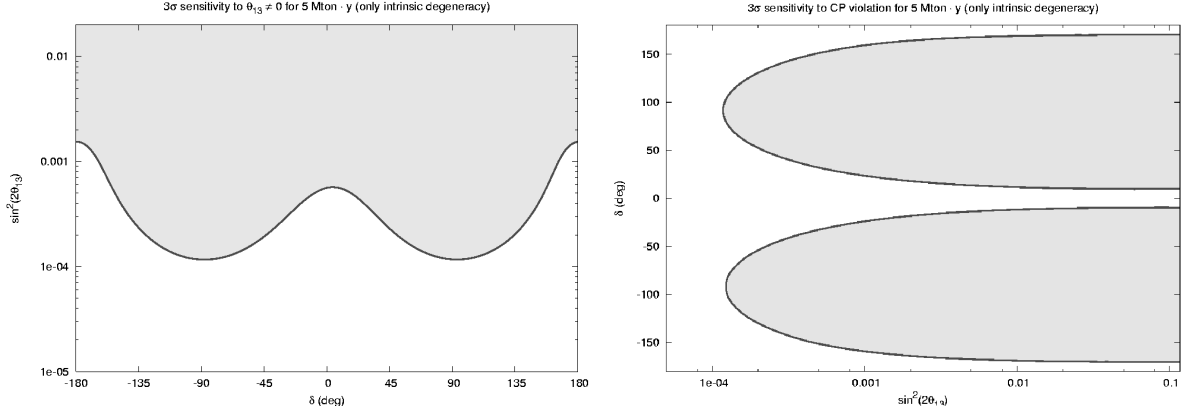


Figure 2: $3\text{-}\sigma$ sensitivity to θ_{13} (left) and leptonic CP violation (right) of a beta-beam setup with $\gamma = 350$ and $L = 700$ km, for 5 Mton \cdot year.

The CP discovery potential of the β -beam setup presented here is competitive with that of a neutrino factory.

References

1. Y. Itow *et al.*, arXiv:hep-ex/0106019.
2. D. S. Ayres *et al.* [NOvA Collaboration], arXiv:hep-ex/0503053.
3. P. Zucchelli, Phys. Lett. B **532** (2002) 166; arXiv:hep-ex/0107006.
4. S. Geer, Phys. Rev. D **57** (1998) 6989 [Erratum-ibid. D **59** (1999) 039903] [arXiv:hep-ph/9712290]; A. De Rujula *et al.*, Nucl. Phys. B **547** (1999) 21 [arXiv:hep-ph/9811390].
5. J. F. Beacom and M. R. Vagins, Phys. Rev. Lett. **93** (2004) 171101 [arXiv:hep-ph/0309300].
6. J. Bouchez, M. Lindroos and M. Mezzetto, AIP Conf. Proc. **721**, 37 (2004) [arXiv:hep-ex/0310059].
7. J. Burguet-Castell, D. Casper, J. J. Gomez-Cadenas, P. Hernandez and F. Sanchez, Nucl. Phys. B **695** (2004) 217 [arXiv:hep-ph/0312068].
8. J. Burguet-Castell, D. Casper, E. Couce, J. J. Gomez-Cadenas and P. Hernandez, Nucl. Phys. B **725** (2005) 306 [arXiv:hep-ph/0503021].
9. A. Donini and E. Fernandez-Martinez, arXiv:hep-ph/0603261.