

Determination of the η and η' Mixing Angle from the Pseudoscalar Transition Form Factors

Tao Huang^{1*} and Xing-Gang Wu^{2,3†}

¹*Institute of High Energy Physics, Chinese Academy of Sciences,
P.O.Box 918(4), Beijing 100039, P.R. China*

²*Institute of Theoretical Physics, Chinese Academy of Sciences,
P.O.Box 2735, Beijing 100080, P.R. China.*

³*Department of Physics, Chongqing University, Chongqing 400044, P.R. China*

(Dated: December 2, 2024)

Abstract

The possible range of $\eta - \eta'$ mixing angle is determined from the transition form factors $F_{\eta\gamma}(Q^2)$ and $F_{\eta'\gamma}(Q^2)$ with the help of the present experimental data. For such purpose, the quark-flavor mixing scheme is adopted and the pseudoscalar transition form factors are calculated under the light-cone pQCD framework, where the transverse momentum corrections and the contributions beyond the leading Fock state have been carefully taken into consideration. We construct a phenomenological expression to estimate the contributions to the form factors beyond the leading Fock state based on their asymptotic behavior at $Q^2 \rightarrow 0$ and $Q^2 \rightarrow \infty$. By taking the quark-flavor mixing scheme, our results lead to $\phi = 38.0^\circ \pm 1.0^\circ \pm 2.0^\circ$, where the first error coming from experimental uncertainty and the second error coming from the uncertainties of the wavefunction parameters. The possible intrinsic charm component in η and η' is discussed and our present analysis also disfavors a large portion of intrinsic charm component in η and η' , e.g. $|f_{\eta'}^c| \leq 50$ MeV.

PACS numbers: 13.40.Gp, 12.38.Bx, 14.40.Aq

* email: huangtao@mail.ihep.ac.cn

† email: wuxg@itp.ac.cn

I. INTRODUCTION

The light-cone (LC) formalism [1, 2, 3] provides a convenient framework for the relativistic description of hadrons in terms of quark and gluon degrees of freedom and for the application of pQCD to exclusive processes. Among them, the $\eta - \eta'$ mixing is a subject of considerable interest, which has been examined in many investigations, see e.g. experimental ones [4, 5, 6, 7, 8, 9, 10, 11, 12, 13] and theoretical ones [14, 15, 16, 17, 18, 19, 20] and references therein. Some experiments have been done recently, e.g. the new KLOE value of $R_\phi = \frac{\Gamma[\phi \rightarrow \eta' \gamma]}{\Gamma[\phi \rightarrow \eta \gamma]} = (4.9 \pm 0.1_{stat} \pm 0.2_{syst}) \cdot 10^{-3}$ [9] leads to $\phi = 41.2^\circ \pm 1.2^\circ$ [12]; the BES collaboration has announced a new measured value for $R_{J/\Psi}$, i.e. $R_{J/\Psi} = \frac{\Gamma[J/\Psi \rightarrow \eta' \gamma]}{\Gamma[J/\Psi \rightarrow \eta \gamma]} = 4.94 \pm 0.40$ [13] that leads to $\phi = 38.8^\circ \pm 1.2^\circ$. Furthermore, the newly measurements of the form factors $F_{\eta\gamma}(Q^2)$ and $F_{\eta'\gamma}(Q^2)$ at asymptotic region by BaBar collaboration [10], $Q^2 F_{\eta\gamma}(Q^2)|_{Q^2=112 \text{ GeV}^2} = 0.229 \pm 0.030 \pm 0.008 \text{ GeV}$ and $Q^2 F_{\eta'\gamma}(Q^2)|_{Q^2=112 \text{ GeV}^2} = 0.251 \pm 0.019 \pm 0.008 \text{ GeV}$, will provide further constraints to the theoretical predictions.

The pseudoscalar transition form factors $F_{\eta\gamma}(Q^2)$ and $F_{\eta'\gamma}(Q^2)$ provide a good platform to study the η and η' mixing effects, which have already been studied in literature by several groups [19, 20, 21, 22, 23]. However in these calculations, either only the leading Fock-state (e.g. Ref.[22]) or only the asymptotic behavior of the form factors (e.g. Ref.[23]) have been taken into consideration to determine the mixing angle. As has been pointed out in Refs.[20, 21], the mixing angle can not be reliably determined without a proper considering of the contributions from the non-valence quark states due to the fact that even though the higher Fock states' contributions are power suppressed in large Q^2 region, they will give sizable contributions to small and intermediate regions. In fact, it has been pointed out in Ref.[24] that the leading Fock state contributes to $F_{P\gamma}(Q^2)|_{Q^2=0}$ (P stands for the pseudoscalar mesons) only half and the remaining half should be come from the higher Fock states. The higher Fock states' contributions in small Q^2 region can not be calculated by the perturbative QCD approach due to its nonperturbative feature. Recently, Ref.[25] had constructed a phenomenological expression for the pion-photon transition form factor to estimate the contributions beyond the leading Fock state based on its asymptotic behavior at $Q^2 \rightarrow 0$ and $Q^2 \rightarrow \infty$ (Q^2 stands for the momentum transfer in the process). The predicted results for $F_{\pi\gamma}(Q^2)$ there agree well with the experimental data in the whole Q^2 region. In the present paper, we will adopt this newly developed method to estimate the

higher Fock states' contributions of the form factors $F_{\eta\gamma}(Q^2)$ and $F_{\eta'\gamma}(Q^2)$, and then to derive a possible range for the mixing angle by comparing the predicted results with the experimental data.

As for the $\eta - \eta'$ mixing, two mixing scheme are adopted in the literature, i.e. the octet-singlet mixing scheme and the quark-flavor mixing scheme. These two schemes can be related with a proper rotation of an ideal mixing angle ($\theta_{id} = -\arctan \sqrt{2} \simeq -54.7^\circ$) [18, 26]. A dramatic simplification can be achieved by adopting the quark-flavor mixing scheme, especially, the decay constants in the quark-flavor basis simply follow the pattern of state mixing due to the OZI-rule [18]. Furthermore, by adopting the quark-flavor mixing scheme and also by carefully dealing with the higher Fock states' contributions, a naive discussion (at the end of Sec.II.C) shows that the value of $Q^2 F_{\eta\gamma}(Q^2)$ decreases, while the value of $Q^2 F_{\eta'\gamma}(Q^2)$ increases, with the increment of the mixing angle ϕ , so a possible range for ϕ can be derived by comparing with the experimental data on the form factors $F_{\eta\gamma}(Q^2)$ and $F_{\eta'\gamma}(Q^2)$. And then by adopting the relation between the two schemes as shown in Refs.[18, 26], all the three mixing angles θ_P , θ_1 and θ_8 involved in the octet-singlet scheme can be determined, where θ_P is mixing angle for the states and $\theta_{1/8}$ are mixing angles for the decay constants f_1 and f_8 . The theoretical and phenomenological considerations performed in Refs.[16, 19, 27] also favor the quark-flavor basis. Therefore, we will adopt the quark-flavor mixing scheme to do our calculation through out the paper.

The paper is organized as follows. In Sec.II, we outline our techniques for determining the $\eta - \eta'$ mixing angle, where expressions of the pseudoscalar transition form factors beyond the leading Fock State are provided. In Sec.III, we present the numerical results for the $\eta\gamma$ and $\eta'\gamma$ transition form factors, and then derive a possible range for the mixing angle ϕ by comparing with the present experimental data on the form factors $F_{\eta\gamma}(Q^2)$ and $F_{\eta'\gamma}(Q^2)$. Some discussions of the uncertainty sources for ϕ determination are provided in Sec.IV. The final section is reserved for summary.

II. $\eta - \eta'$ MIXING ANGLE AND EXPRESSIONS OF THE PSEUDOSCALAR TRANSITION FORM FACTORS BEYOND THE LEADING FOCK STATE

A. Definition in the quark-flavor basis

In the quark-flavor basis, the two orthogonal basis states are assumed to have the following parton composition in a Fock state description :

$$|\eta_q\rangle = \Psi_{\eta_q} \frac{|u\bar{u} + d\bar{d}\rangle}{\sqrt{2}} + \dots, \quad |\eta_s\rangle = \Psi_{\eta_s} |s\bar{s}\rangle + \dots \quad (1)$$

where Ψ_{η_i} ($i = q, s$) denote the LC wavefunctions of the corresponding parton states, and the dots stand for higher Fock states. The physical meson states are related to the basis (1) by an orthogonal transformation

$$\begin{pmatrix} |\eta\rangle \\ |\eta'\rangle \end{pmatrix} = U(\phi) \begin{pmatrix} |\eta_q\rangle \\ |\eta_s\rangle \end{pmatrix}, \quad U(\phi) = \begin{pmatrix} \cos\phi & -\sin\phi \\ \sin\phi & \cos\phi \end{pmatrix}, \quad (2)$$

where ϕ is the mixing angle. Under such scheme, the decay constants in the quark-flavor basis simply follow the pattern of state mixing due to the OZI-rule [18], i.e.

$$\begin{pmatrix} f_\eta^q & f_\eta^s \\ f_{\eta'}^q & f_{\eta'}^s \end{pmatrix} = U(\phi) \text{diag}[f_q, f_s], \quad (3)$$

where the two basic decay constants f_q and f_s are defined as

$$f_i = 2\sqrt{3} \int_{k_\perp^2 \leq \mu_0^2} \frac{dx d^2k_\perp}{16\pi^3} \Psi_{\eta_i}(x, k_\perp) \quad (4)$$

with μ_0 the factorization scale that is of order $\mathcal{O}(1 \text{ GeV})$.

Useful constraints to determine the $\eta - \eta'$ mixing angle can be derived by considering the two-photon decay of η and η' . The decay amplitudes of $\eta_s \rightarrow \gamma\gamma$ and $\eta_q \rightarrow \gamma\gamma$ have the similar Lorentz structure as that of $\pi^0 \rightarrow \gamma\gamma$ [28]¹:

$$\mathcal{A}_{P \rightarrow \gamma_1(k_1)\gamma_2(k_2)} = \frac{\alpha c_P}{\pi f_P} e^{\mu\nu\alpha\beta} \epsilon_\mu^*(k_1) \epsilon_\nu^*(k_2) k_{1\alpha} k_{2\beta}, \quad (5)$$

where the fine-structure constant $\alpha = 1/137$, $c_P = (c_s, c_q) = (\sqrt{2}/3, 5/3)$ for the states $P = (\eta_s, \eta_q)$, and f_P is the corresponding decay constant. Then the decay widths for $\eta \rightarrow \gamma\gamma$ and $\eta' \rightarrow \gamma\gamma$ can be written as:

$$\Gamma_{\eta \rightarrow \gamma\gamma} = \frac{\alpha^2 M_\eta^3}{64\pi^3} \left(\frac{c_q \cos\phi}{f_q} - \frac{c_s \sin\phi}{f_s} \right)^2 \quad \text{and} \quad \Gamma_{\eta' \rightarrow \gamma\gamma} = \frac{\alpha^2 M_{\eta'}^3}{64\pi^3} \left(\frac{c_q \sin\phi}{f_q} + \frac{c_s \cos\phi}{f_s} \right)^2, \quad (6)$$

¹ It is noted that the higher helicity states do not have contribution to the decay amplitude.

where the two photon decay widths of η and η' and their masses can be found in PDG [29]

$$\begin{aligned}\Gamma_{\eta \rightarrow \gamma\gamma} &= 0.46 \pm 0.04 \text{ KeV}, \quad M_\eta = 547.30 \pm 0.12 \text{ MeV}, \\ \Gamma_{\eta' \rightarrow \gamma\gamma} &= 4.37 \pm 0.25 \text{ KeV}, \quad M_{\eta'} = 957.78 \pm 0.14 \text{ MeV}.\end{aligned}$$

From Eq.(6), we obtain the correlation between f_q/f_s and ϕ :

$$f_q = \frac{c_q \alpha}{8\pi^{3/2}} \left[\sqrt{\frac{\Gamma_{\eta \rightarrow \gamma\gamma}}{M_\eta^3}} \cos \phi + \sqrt{\frac{\Gamma_{\eta' \rightarrow \gamma\gamma}}{M_{\eta'}^3}} \sin \phi \right]^{-1} \quad (7)$$

and

$$f_s = \frac{c_s \alpha}{8\pi^{3/2}} \left[\sqrt{\frac{\Gamma_{\eta' \rightarrow \gamma\gamma}}{M_{\eta'}^3}} \cos \phi - \sqrt{\frac{\Gamma_{\eta \rightarrow \gamma\gamma}}{M_\eta^3}} \sin \phi \right]^{-1}. \quad (8)$$

It shows that if knowing the range of the mixing angle ϕ , the ranges of the decay constants f_q and f_s can be determined accordingly; and vice versa.

B. A brief review of $\pi\gamma$ Transition form factor

In order to calculate the $\eta\gamma$ and $\eta'\gamma$ transition form factors, we first give a brief review of the $\pi\gamma$ transition form factor $F_{\pi\gamma}(Q^2)$. A comprehensive analysis of $F_{\pi\gamma}(Q^2)$ has been given in Ref.[25], in which the transverse-momentum dependence in both the hard scattering amplitude and the LC wavefunction and the contributions beyond the leading Fock state have been taken into consideration. Especially, a phenomenological expression to estimate the contributions beyond the leading Fock state has been constructed, which is based on the form factor's asymptotic behaviors at $Q^2 \rightarrow 0$ and $Q^2 \rightarrow \infty$.

As has been pointed out in Ref.[21] that the transverse-momentum dependence in both hard-scattering amplitude and the meson wavefunction should be kept to give a consistent analysis of the form factor. The revised LC harmonic oscillator model as suggested in Ref.[30] was employed for the LC wavefunction $\Psi_\pi(x, \mathbf{k}_\perp)$, which is constructed based on the Brodsky-Huang-Lepage (BHL) prescription [24]. More explicitly, the LC wavefunction of $\pi^0 = \frac{1}{\sqrt{2}}|u\bar{u} - d\bar{d}\rangle$ can be written as

$$\Psi_\pi(x, \mathbf{k}_\perp) = A_\pi \left[\exp\left(-\frac{\mathbf{k}_\perp^2 + m_q^2}{8\beta_\pi^2 x(1-x)}\right) \chi^K(m_q, x, \mathbf{k}_\perp) \right], \quad (9)$$

with the normalization constant A_π , the harmonic scale β_π and the light quark mass m_q to be determined. Since the contribution from the higher helicity states ($\lambda_1 + \lambda_2 = \pm 1$)

has little contribution in comparison to the usual helicity state ($\lambda_1 + \lambda_2 = 0$), so we only write the explicit term for the usual helicity state. The spin-space wavefunction $\chi^K(x, \mathbf{k}_\perp)$ for the usual helicity state of pion can be written as [30], $\chi^K(m_q, x, \mathbf{k}_\perp) = m_q / \sqrt{m_q^2 + k_\perp^2}$, where $k_\perp = |\mathbf{k}_\perp|$. Furthermore, one can derive a relation between m_q and β_π by adopting the constraints from $\pi^0 \rightarrow \mu\nu$ and $\pi^0 \rightarrow \gamma\gamma$ [25]

$$6.00 \frac{m_q \beta_\pi}{f_\pi^2} \cong 1.12 \left(\frac{m_q}{\beta_\pi} + 1.31 \right) \left(\frac{m_q}{\beta_\pi} + 5.47 \times 10^1 \right). \quad (10)$$

There are two basic type of contributions to $F_{\pi\gamma}(Q^2)$ [24, 25], i.e.

$$F_{\pi\gamma}(Q^2) = F_{\pi\gamma}^{(V)}(Q^2) + F_{\pi\gamma}^{(NV)}(Q^2). \quad (11)$$

$F_{\pi\gamma}^{(V)}(Q^2)$ involves the direct annihilation of $(q\bar{q})$ -pair into two photons, which is the leading Fock-state contribution that dominates the large Q^2 contribution. $F_{\pi\gamma}^{(NV)}(Q^2)$ involves the case of one photon coupling ‘inside’ the LC wavefunction of π meson, i.e. strong interactions occur between the photon interactions that is related to the higher Fock states’ contributions.

By keeping the transverse-momentum dependence in both the hard scattering amplitude and the LC wavefunction, the valence quark state transition form factor $F_{\pi\gamma}^{(V)}(Q^2)$ can be written as

$$F_{\pi\gamma}^{(V)}(Q^2) = 2\sqrt{3}e_\pi \int_0^1 [dx] \int \frac{d^2\mathbf{k}_\perp}{16\pi^3} \Psi_\pi(x, \mathbf{k}_\perp) T_H(x, x', \mathbf{k}_\perp) \quad (12)$$

where $[dx] = dx dx' \delta(1-x-x')$, $e_\pi = (e_u^2 - e_d^2)$ and the hard-scattering amplitude $T_H(x, x', \mathbf{k}_\perp)$ takes the form

$$T_H(x, x', \mathbf{k}_\perp) = \frac{\mathbf{q}_\perp \cdot (x'\mathbf{q}_\perp + \mathbf{k}_\perp)}{\mathbf{q}_\perp^2 (x'\mathbf{q}_\perp + \mathbf{k}_\perp)^2} + (x \leftrightarrow x').$$

$F_{\pi\gamma}^{(V)}(Q^2)$ can be further simplified as the model wavefunction depends on \mathbf{k}_\perp through k_\perp^2 only, i.e. $\Psi_\pi(x, \mathbf{k}_\perp) = \Psi_\pi(x, k_\perp^2)$,

$$F_{\pi\gamma}^{(V)}(Q^2) = \frac{\sqrt{3}e_\pi}{4\pi^2} \int_0^1 \frac{dx}{xQ^2} \int_0^{x^2Q^2} \Psi_\pi(x, k_\perp^2) dk_\perp^2. \quad (13)$$

As for the second type of contribution $F_{\pi\gamma}^{(NV)}(Q^2)$, it is difficult to be calculated in any Q^2 region due to its non-perturbative nature. One can construct a phenomenological model for $F_{\pi\gamma}^{(NV)}(Q^2)$ based on the asymptotic behavior at $Q^2 \rightarrow 0$ and $Q^2 \rightarrow \infty$. As suggested in Ref.[25], we assume it takes the following form:

$$F_{\pi\gamma}^{(NV)}(Q^2) = \frac{\alpha}{(1 + Q^2/\kappa^2)^2}, \quad (14)$$

where κ and α are two parameters that are determined by the asymptotic behaviors at $Q^2 \rightarrow 0$, i.e.

$$\alpha = \frac{1}{2}F_{\pi\gamma}(Q^2)|_{Q^2 \rightarrow 0} \quad \text{and} \quad \kappa = \sqrt{-\frac{2\alpha}{\frac{\partial}{\partial Q^2}F_{\pi\gamma}^{(NV)}(Q^2)|_{Q^2 \rightarrow 0}}}, \quad (15)$$

where the first derivative of $F_{\pi\gamma}^{(NV)}(Q^2)$ over Q^2 takes the form

$$F_{\pi\gamma}^{(NV)'}(Q^2)|_{Q^2 \rightarrow 0} = \frac{\sqrt{3}e_\pi}{8\pi^2} \left[\frac{\partial}{\partial Q^2} \int_0^1 \int_0^{x^2 Q^2} \left(\frac{\Psi_\pi(x, k_\perp^2)}{x^2 Q^2} \right) dx dk_\perp^2 \right]_{Q^2 \rightarrow 0}.$$

From the phenomenological formula (14), it is easy to find that $F_{\pi\gamma}^{(NV)}(Q^2)$ will be suppressed by $1/Q^2$ to $F_{\pi\gamma}^{(V)}(Q^2)$ in the limit $Q^2 \rightarrow \infty$.

C. $\eta\gamma$ and $\eta'\gamma$ Transition form factors

As for the LC wavefunctions for the pseudoscalars $\eta_q = \frac{1}{\sqrt{2}}|u\bar{u} + d\bar{d}\rangle$ and $\eta_s = |s\bar{s}\rangle$, they can be modeled as [30]

$$\Psi_{\eta_i}(x, \mathbf{k}_\perp) = A_i \left[\exp\left(-\frac{\mathbf{k}_\perp^2 + m_i^2}{8\beta_i^2 x(1-x)}\right) \chi^K(m_i, x, \mathbf{k}_\perp) \right], \quad (16)$$

where $i = q, s$ respectively. They also depends on \mathbf{k}_\perp through k_\perp^2 only, i.e. $\Psi_{\eta_i}(x, \mathbf{k}_\perp) = \Psi_{\eta_i}(x, k_\perp^2)$. Substituting them into the normalization (3), we obtain

$$\int_0^1 \frac{A_i m_i \beta_i \sqrt{x(1-x)}}{4\sqrt{2}\pi^{3/2}} \left(\text{Erf} \left[\sqrt{\frac{m_i^2 + \mu_0^2}{8\beta_i^2 x(1-x)}} \right] - \text{Erf} \left[\sqrt{\frac{m_i^2}{8\beta_i^2 x(1-x)}} \right] \right) dx = \frac{f_i}{2\sqrt{3}}, \quad (17)$$

where μ_0 stands for the factorization scale, and following the discussion in Ref.[25], we take its value to be $\mu_0 \simeq 2$ GeV. Under such choice, one may safely set $\mu_0 \rightarrow \infty$ to simplify the computation, e.g. $\text{Erf} \left[\sqrt{\frac{m_i^2 + \mu_0^2}{8\beta_i^2 x(1-x)}} \right] |_{\mu_0 \rightarrow \infty} \rightarrow 1$, due to the fact that the contribution from higher $|\mathbf{k}_\perp|$ region to the wavefunction normalization drops down exponentially for the above model wavefunctions.

Under the quark-flavor mixing scheme, the $\eta\gamma$ and $\eta'\gamma$ transition form factors take the following forms:

$$F_{\eta\gamma}(Q^2) = F_{\eta_q\gamma}(Q^2) \cos \phi - F_{\eta_s\gamma}(Q^2) \sin \phi \quad (18)$$

and

$$F_{\eta'\gamma}(Q^2) = F_{\eta_q\gamma}(Q^2) \sin \phi + F_{\eta_s\gamma}(Q^2) \cos \phi, \quad (19)$$

where $F_{\eta_q\gamma}(Q^2)$ and $F_{\eta_s\gamma}(Q^2)$ stand for the $\eta_q\gamma$ and $\eta_s\gamma$ form factors respectively. Similar to the pion-photon transition form factor, the pseudoscalar form factors $F_{P\gamma}(Q^2)$ ($P = \eta_q$ and η_s) can also be divided into the following two parts,

$$F_{P\gamma}(Q^2) = F_{P\gamma}^{(V)}(Q^2) + F_{P\gamma}^{(NV)}(Q^2). \quad (20)$$

The leading Fock-state contribution $F_{P\gamma}^{(V)}(Q^2)$ can be simplified as Eq.(13), and we only need to replace e_π and Ψ_π there to the present case of e_P and Ψ_P , where $e_P = (e_u^2 + e_d^2, \sqrt{2}e_s^2)$ for $P = (\eta_q, \eta_s)$ respectively. And similar to Eq.(14), we assume the following form for the power suppressed non-leading Fock-state contribution $F_{P\gamma}^{(NV)}(Q^2)$:

$$F_{P\gamma}^{(NV)}(Q^2) = \frac{\alpha}{(1 + Q^2/\kappa^2)^2}, \quad (21)$$

where κ and α are two parameters that are determined by:

$$\alpha = \frac{1}{2}F_{P\gamma}(Q^2)|_{Q^2 \rightarrow 0} \quad \text{and} \quad \kappa = \sqrt{-\frac{2\alpha}{\frac{\partial}{\partial Q^2}F_{P\gamma}^{(NV)}(Q^2)|_{Q^2 \rightarrow 0}}}, \quad (22)$$

where the first derivative of $F_{P\gamma}^{(NV)}(Q^2)$ over Q^2 takes the form

$$F_{P\gamma}^{(NV)'}(Q^2)|_{Q^2 \rightarrow 0} = \frac{\sqrt{3}e_P}{8\pi^2} \left[\frac{\partial}{\partial Q^2} \int_0^1 \int_0^{x^2 Q^2} \left(\frac{\Psi_P(x, k_\perp^2)}{x^2 Q^2} \right) dx dk_\perp^2 \right]_{Q^2 \rightarrow 0}.$$

Naively, under strict $SU(3)_F$ symmetry, one has $F_{\eta_q\gamma}(Q^2) \cong F_{\eta_s\gamma}(Q^2)$, which leads to

$$F_{\eta\gamma}(Q^2) \propto \cos(\phi + 45^\circ) \quad \text{and} \quad F_{\eta'\gamma}(Q^2) \propto \sin(\phi + 45^\circ). \quad (23)$$

Therefore, if ϕ varies within the region of $[0^\circ, 45^\circ]$ that is most probably the case, $F_{\eta\gamma}(Q^2)$ will decrease with the increment of ϕ , while $F_{\eta'\gamma}(Q^2)$ will increase with the increment of ϕ . In the next section, we will show that under the case of the broken $SU(3)_F$ symmetry, such a fact is still exist. And then a possible range of ϕ can be obtained by comparing with the experimental data on the transition form factors $F_{\eta\gamma}(Q^2)$ and $F_{\eta'\gamma}(Q^2)$.

III. NUMERICAL ANALYSIS

With the help of the constraints from two photon decay amplitudes of η and η' (e.g. Eqs.(7,8)) and the experimental data on the $\eta\gamma$ and $\eta'\gamma$ transition form factors [4, 5, 6, 7], one can obtain a reasonable region for ϕ . There are several parameters in the wavefunction

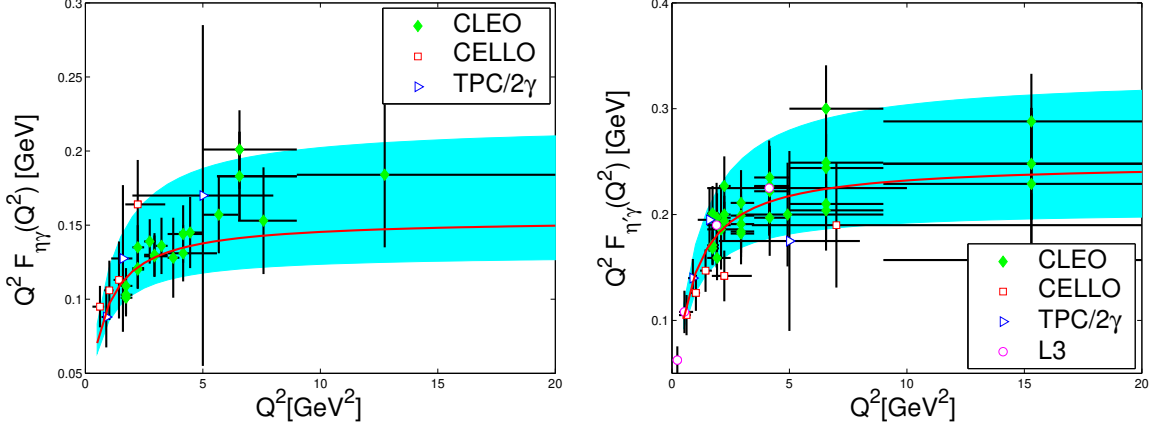


FIG. 1: Color on-line: Pole-mass fit of $Q^2 F_{\eta\gamma}(Q^2)$ (Left) and $Q^2 F_{\eta'\gamma}(Q^2)$ (Right) from the experimental data [4, 5, 6, 7]. The solid line stands for the average pole-mass fit with $\bar{\Lambda}_\eta = 771$ MeV or $\bar{\Lambda}_{\eta'} = 850$ MeV and the shaded band shows the experimental uncertainty.

Ψ_P to be determined. As for the constitute quark masses, we take the conventional values: $m_{u,d} = 300$ MeV and $m_s = 450$ MeV. By studying the pion-photon transition form factor, one may observe that the best fit of the experimental data is derived under the case of $m_{u,d} \simeq 300$ MeV [25]. For the transverse parameters β_π , β_q and β_s they are proportional to the inverse of the charged radius of the corresponding valence quark states [31]. The difference between them are less than $\sim 10\%$ as shown in Ref.[32]. For simplicity, we assume $\beta_q = \beta_s = \beta_\pi$ throughout this work. Uncertainties from the different choices of β_q , β_s , $m_{u,d}$ and m_s will be discussed in Sec.IV.

As for the experimental results of $F_{\eta\gamma}(Q^2)$ and $F_{\eta'\gamma}(Q^2)$, we take the pole-mass parameter fit formula that is adopted in those experiments [4, 5, 6, 7]

$$Q^2 F_{(\eta/\eta')\gamma}(Q^2) = \frac{1}{(4\pi\alpha)^2} \sqrt{\frac{64\pi\Gamma[(\eta/\eta') \rightarrow \gamma\gamma]}{M_P^3}} \frac{Q^2}{1 + Q^2/\Lambda_P^2}. \quad (24)$$

As for the values of Λ_η and $\Lambda_{\eta'}$:

$$\Lambda_\eta = 774 \pm 11 \pm 16 \pm 22 \text{ MeV} \quad \text{and} \quad \Lambda_{\eta'} = 859 \pm 9 \pm 18 \pm 20 \text{ MeV} \quad (25)$$

for CLEO collaboration [4];

$$\Lambda_\eta = 0.70 \pm 0.08 \text{ GeV} \quad \text{and} \quad \Lambda_{\eta'} = 0.85 \pm 0.07 \text{ GeV} \quad (26)$$

for TPC/Two-Gamma collaboration [6];

$$\Lambda_{\eta'} = 900 \pm 46 \pm 22 \text{ MeV} \quad (27)$$

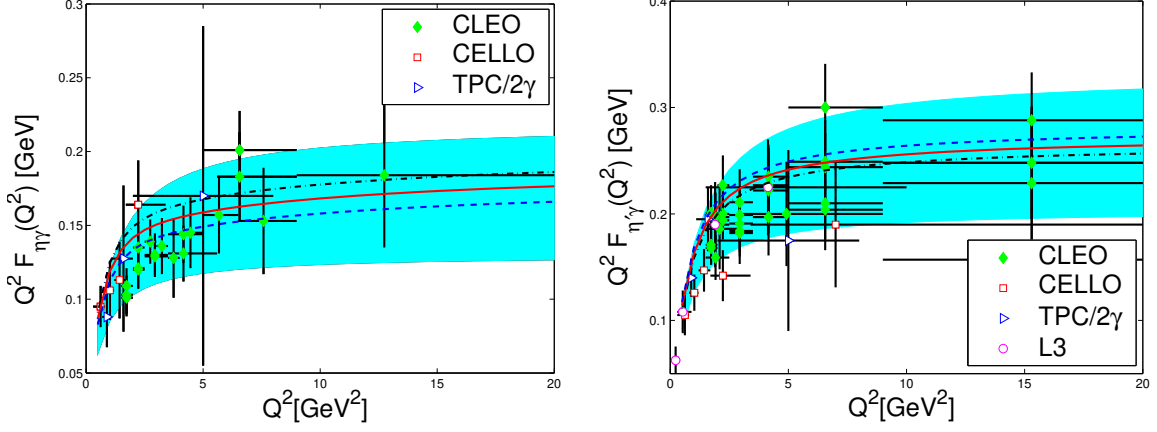


FIG. 2: Color on-line: $Q^2 F_{\eta\gamma}(Q^2)$ and $Q^2 F_{\eta'\gamma}(Q^2)$ with BHL-like wavefunction. The dash-dot line, the solid line and the dashed line are for $\phi = 37.0^\circ$, $\phi = 38.0^\circ$ and $\phi = 39.0^\circ$ respectively. It shows that $Q^2 F_{\eta\gamma}(Q^2)$ decreases and $Q^2 F_{\eta'\gamma}(Q^2)$ increases with the increment of ϕ . The shaded band is the region allowed by the experiments [4, 5, 6, 7].

for L3 collaboration [7]; and

$$\Lambda_\eta = 0.84 \pm 0.06 \text{ GeV} \quad \text{and} \quad \Lambda_{\eta'} = 0.79 \pm 0.04 \text{ GeV} \quad (28)$$

for CELLO collaboration [5]. Averaging the above experimental values, we obtain the center value for Λ_η and $\Lambda_{\eta'}$, i.e. $\bar{\Lambda}_\eta = 771 \text{ MeV}$ and $\bar{\Lambda}_{\eta'} = 850 \text{ MeV}$. We draw the pole-mass fit of the form factors $Q^2 F_{\eta\gamma}(Q^2)$ and $Q^2 F_{\eta'\gamma}(Q^2)$ in Fig.(1), where the shaded band is derived by adopting the pole-mass fit formula (24) and by varying Λ_η and $\Lambda_{\eta'}$ within the widest possible range allowed by the above experimental results ². The shaded band (region) for $Q^2 F_{\eta\gamma}(Q^2)$ and $Q^2 F_{\eta'\gamma}(Q^2)$ can be regarded as constraints to determine the η/η' - wavefunctions, i.e. the values of the parameters in the wavefunctions and also the mixing angle ϕ should make $Q^2 F_{\eta\gamma}(Q^2)$ and $Q^2 F_{\eta'\gamma}(Q^2)$ within the region of the shaded bands as shown in Fig.(1).

From Eq.(17), we obtain

$$A_q \simeq 2.77 \times 10^2 f_q \quad \text{and} \quad A_s \simeq 2.85 \times 10^2 f_s ,$$

and then with the help of Eqs.(7,8,18,19), it can be found that only the mixing angle ϕ is undetermined. As shown in Fig.(2), one may observe that the value of $Q^2 F_{\eta\gamma}(Q^2)$ decreases

² There we do not take the weighted average of these experiments and treat them on equal footing, as these experiments are concentrate on different energy regions and only few data are available.

with the increment of ϕ , while the value of $Q^2 F_{\eta'\gamma}(Q^2)$ increases with the increment of ϕ , and such a fact can be used to determine a possible range for ϕ by comparing with the experimental data. In fact, it can be found that the lower limit of ϕ is determined by $Q^2 F_{\eta\gamma}(Q^2)$ and the upper limit of ϕ is determined by $Q^2 F_{\eta'\gamma}(Q^2)$, i.e.

$$\phi \cong 38.0^\circ \pm 1.0^\circ. \quad (29)$$

Furthermore, we obtain $\frac{f_q}{f_\pi} = 1.07 \pm 0.01$ and $\frac{f_s}{f_\pi} = 1.24 \pm 0.10$. By using the correlation between the quark-flavor mixing scheme and the octet-singlet scheme [18, 26], we obtain

$$\theta_P = \phi - \arctan \sqrt{2} = -17.0^\circ \pm 1.0^\circ, \quad (30)$$

$$\theta_8 = \phi - \arctan \frac{\sqrt{2}f_s}{f_q} = -20.7^\circ \pm 1.0^\circ, \theta_1 = \phi - \arctan \frac{\sqrt{2}f_q}{f_s} = -12.6^\circ \pm 3.3^\circ \quad (31)$$

and

$$\frac{f_8}{f_\pi} = \sqrt{\frac{f_q^2 + 2f_s^2}{3}}/f_\pi = 1.19 \pm 0.07, \frac{f_1}{f_\pi} = \sqrt{\frac{2f_q^2 + f_s^2}{3}}/f_\pi = 1.13 \pm 0.03, \quad (32)$$

IV. DISCUSSION ON THE UNCERTAINTIES OF DETERMINING ϕ

In this section, we discuss the uncertainties for determining the mixing angle ϕ from the above approach. First, we compare the differences caused by the different model wavefunctions, e.g. the BHL-like one and the CZ (Chernyak-Zhitnitsky) -like one [33] which is much broad. And then, we restrict ourself to use the BHL-like model wavefunction for a detail analysis on the effects to ϕ determination caused by each uncertainty sources separately, where the uncertainty sources mainly include the value of β_q and β_s , the masses of the constitute quarks u/d and s , and the possible intrinsic charm components in η and η' . Some other even smaller uncertainty sources for the electro-magnetic transition form factors such as the gluon component in η/η' will not be discussed ³.

A. Model dependence

One typical broad wavefunction is described by the CZ-like wavefunction. For convenience and simplicity, we take $m_q = 0.30$ GeV and $m_s = 0.45$ GeV, and $\beta_q = \beta_s = \beta_\pi$. It can be

³ The gluon contributions might be important to some other exclusive processes like B meson two-body non-leptonic exclusive decays. And a discussion on the two gluon components in the form factors can be found in Ref.[34].

found that $\beta_\pi = 0.70$ GeV for the case of CZ-like wavefunction [25].

The CZ-like wavefunctions for η_q and η_s take the form

$$\Psi_{\eta_i}^{CZ}(x, \mathbf{k}_\perp) = A_i^{CZ}(1-2x)^2 \left[\exp\left(-\frac{\mathbf{k}_\perp^2 + m_i^2}{8\beta_i^2 x(1-x)}\right) \chi^K(m_i, x, \mathbf{k}_\perp) \right], \quad (33)$$

where $i = q, s$. Following a similar procedure, it can be found that

$$A_q^{CZ} \simeq 8.86 \times 10^2 f_q \quad \text{and} \quad A_s^{CZ} \simeq 8.95 \times 10^2 f_s .$$

Through numerical calculation, it can be found that the $\eta\gamma$ and $\eta'\gamma$ transition form factors from the CZ-like wavefunction raise faster than the case of the BHL-like wavefunction. And the shapes of the $\eta\gamma$ and $\eta'\gamma$ form factors from the BHL-like wavefunction are more close to the pole-mass parameter fits of the experimental data. Although the model is different, one may find that the value of $Q^2 F_{\eta\gamma}(Q^2)$ decreases with the increment of ϕ , while the value of $Q^2 F_{\eta'\gamma}(Q^2)$ increases with the increment of ϕ . So the range for ϕ can also be estimated, i.e. $\phi \cong 38.0^\circ \pm 1.0^\circ$, which is close to the case of BHL-like wavefunction. This shows that the $\eta - \eta'$ mixing angle ϕ is almost model-independent in our approach.

Recently, BaBar collaboration has measured the value of $Q^2 F_{\eta\gamma}(Q^2)$ and $Q^2 F_{\eta'\gamma}(Q^2)$ at $Q^2 = 112$ GeV² [10]: $Q^2 F_{\eta\gamma}(Q^2) = 0.229 \pm 0.030 \pm 0.008$ GeV and $Q^2 F_{\eta'\gamma}(Q^2) = 0.251 \pm 0.019 \pm 0.008$ GeV, and the ratio of the form factors $\kappa = \frac{Q^2 F_{\eta'\gamma}(Q^2)}{Q^2 F_{\eta\gamma}(Q^2)}|_{Q^2=112 \text{ GeV}^2} = 1.10 \pm 0.17$. Under the case of $\phi \in [37^\circ, 39^\circ]$, for the BHL-like wavefunction, we have $Q^2 F_{\eta\gamma}(Q^2) = [0.176, 0.190]$ GeV and $Q^2 F_{\eta'\gamma}(Q^2) = [0.228, 0.277]$ GeV at $Q^2 = 112$ GeV², which is close to the experimental values ⁴ and leads to $\kappa = 1.44 \pm 0.06$. While for the CZ-like wavefunction, we have $Q^2 F_{\eta\gamma}(Q^2) = [0.267, 0.297]$ GeV and $Q^2 F_{\eta'\gamma}(Q^2) = [0.388, 0.411]$ GeV at $Q^2 = 112$ GeV², which is somewhat bigger than the experimental values and leads to $\kappa = 1.41 \pm 0.06$. As a comparison, one may conclude that the asymptotic behavior of the form factors $Q^2 F_{\eta\gamma}(Q^2)$ and $Q^2 F_{\eta'\gamma}(Q^2)$ disfavor the CZ-like wavefunction but favor the asymptotic like wavefunction.

It is due to these differences that the form factors of CZ-like wavefunction and the BHL-like one are affected differently by the following considered uncertainty sources. For example, as shown in Ref.[25], the best fit of $\pi\gamma$ form factor to the experimental data is obtained with

⁴ It is also close to the theoretical predictions based on the asymptotic wavefunction that has been clearly shown in Fig.13 of Ref.[10].

$m_q \simeq 300$ MeV in the case of BHL-like wavefunction, which is shifted to $m_q \simeq 400$ MeV for the case of CZ-like wavefunction.

In the following, we will only take the BHL-like wavefunction as an explicit example to show the uncertainties and the case of CZ-like one can be done in the similar way. For clarity, in studying of the uncertainty caused by a certain source, the other uncertainty sources are taken to be their center values as adopted above.

B. Uncertainty $\Delta\phi^m$ from m_q and m_s

We take a wider range for m_q and m_s to study their effects to the mixing angle ϕ , e.g. $m_q = 0.30 \pm 0.10$ GeV and $m_s = 0.45 \pm 0.10$ GeV. Under the present case we adopt $\beta_p = \beta_s = \beta_\pi$, where the value of β_π varies within the region of $[0.48, 0.70]$ GeV according to the value of m_q [25]. From Eq.(17), we obtain the uncertainty from the constituent quark masses

$$A_p \simeq 2.77_{-0.48}^{+1.00} \times 10^2 f_p \quad \text{and} \quad A_s \simeq 2.85_{-1.10}^{+1.99} \times 10^2 f_s ,$$

where both A_p and A_s increase with the increment of m_q and m_s respectively. And, it can be found numerically that

$$\Delta\phi^m \leq \pm 0.5^\circ . \tag{34}$$

C. Uncertainty $\Delta\phi^\beta$ from β_q and β_s

Due to SU(3)-symmetry breaking, there are differences among β_π , β_q and β_s , which is smaller than 10% through a light-cone quark model analysis [32]. For clarity, we choose broader ranges $\beta_q = 0.55 \pm 0.10$ GeV and $\beta_s = 0.55 \pm 0.10$ GeV to make a discussion on how these transverse size parameters affect the mixing angle. Other wavefunction parameters are fixed by setting $m_q = 0.30$ GeV (or equivalently $\beta_\pi = 0.55$ GeV) and $m_s = 0.45$ GeV. Under such condition, we have the uncertainty from the transverse parameters β_q and β_s ,

$$A_p \simeq 2.77_{-0.69}^{+1.31} \times 10^2 f_p \quad \text{and} \quad A_s \simeq 2.85_{-0.89}^{+1.94} \times 10^2 f_s ,$$

where both A_p and A_s increase with the decrement of β_p and β_s , respectively. And, it can be found numerically that

$$\Delta\phi^\beta \leq \pm 2.0^\circ . \tag{35}$$

D. Uncertainty $\Delta\phi^c$ from the intrinsic charm component

It has been suggested that a larger intrinsic charm component might be possible to explain the abnormally large production of η' in the standard model [35]. However, some studies in the literature disfavor such a large portion of intrinsic charm component, e.g. [16, 20, 36, 37] and references therein. It is has been found [16] that the mixing between the $c\bar{c}$ state with $q\bar{q}$ - $s\bar{s}$ basis is quite small, e.g. less than 2%. So for simplicity, we do not consider the mixing between $c\bar{c}$ and $q\bar{q}$ - $s\bar{s}$ basis. And then, we have

$$F_{\eta\gamma}(Q^2) = F_{\eta_q\gamma}(Q^2) \cos \phi - F_{\eta_s\gamma}(Q^2) \sin \phi + F_{\eta_c\gamma}^\eta(Q^2) \quad (36)$$

$$F_{\eta'\gamma}(Q^2) = F_{\eta_q\gamma}(Q^2) \sin \phi + F_{\eta_s\gamma}(Q^2) \cos \phi + F_{\eta_c\gamma}^{\eta'}(Q^2), \quad (37)$$

where $F_{\eta_c\gamma}^\eta(Q^2)$ and $F_{\eta_c\gamma}^{\eta'}(Q^2)$ corresponds to the contributions from the intrinsic charm component in η and η' respectively, which will be calculated in the following.

The wavefunction of the ‘‘intrinsic’’ charm component $\eta_c = |c\bar{c}\rangle$ can be modeled as

$$\Psi_{\eta/\eta'}^c(x, \mathbf{k}_\perp) = A_{\eta/\eta'}^c \left[\exp\left(-\frac{\mathbf{k}_\perp^2 + m_c^2}{8\beta_c^2 x(1-x)}\right) \chi^K(m_c, x, \mathbf{k}_\perp) \right], \quad (38)$$

where we adopt $\beta_c = \beta_\pi = 0.55$ GeV and $m_c = 1.5$ GeV⁵. The overall factor $A_{\eta/\eta'}^c$ is determined by the wavefunction normalization similar to Eq.(17), which shows

$$A_\eta^c = 9.45 \times 10^3 f_\eta^c \quad \text{and} \quad A_{\eta'}^c = 9.45 \times 10^3 f_{\eta'}^c,$$

where f_η^c and $f_{\eta'}^c$ are related through [16],

$$\frac{f_\eta^c}{f_{\eta'}^c} = -\tan\left[\phi - \arctan\frac{\sqrt{2}f_s}{f_q}\right] \quad (39)$$

and if taking $\phi = 38.0^\circ \pm 1.0^\circ$, we have $\frac{f_\eta^c}{f_{\eta'}^c} = [0.36, 0.40]$.

It is noted that different from the $\eta_q\gamma$ and $\eta_s\gamma$ transition form factors, the helicity-flip amplitude that is proportional to the current quark mass cannot be ignored for the present case. For the $\eta_c\gamma$ transition form factor, a direct calculation shows⁶

$$F_{\eta_c\gamma}^{\eta/\eta'}(Q^2) = 2\sqrt{6}e_c^2 \int_0^1 [dx] \int \frac{d^2\mathbf{k}_\perp}{16\pi^3} \Psi_{\eta/\eta'}^c(x, \mathbf{k}_\perp) T_H^c(x, x', \mathbf{k}_\perp). \quad (40)$$

⁵ By varying β_c and m_c within their possible regions, the following results will be slightly changed and the present conceptual results are the same.

⁶ There we will not consider the non-valence charm quark states' contribution since it is quite small due to the large charm mass effect.

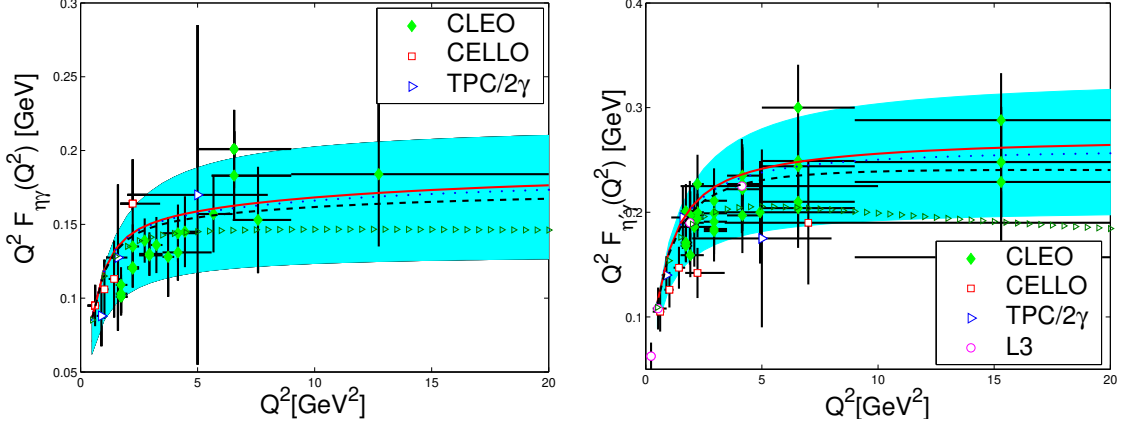


FIG. 3: $Q^2 F_{\eta\gamma}(Q^2)$ and $Q^2 F_{\eta'\gamma}(Q^2)$ for $\phi = 38.0^\circ$ with BHL-like wavefunction. The shaded band shows the experimental uncertainty [4, 5, 6, 7]. The dash-dot line, the solid line, the dashed line and the triangle line are for $f_{\eta'}^c = 0, -5 \text{ MeV}, -15 \text{ MeV}$ and -50 MeV respectively.

where the hard-scattering amplitude $T_H^c(x, x', \mathbf{k}_\perp)$ that includes all the helicity states ($\lambda_1 + \lambda_2 = 0, \pm 1$) of η_c takes the form [20, 38],

$$T_H^c(x, x', \mathbf{k}_\perp) = \frac{\mathbf{q}_\perp \cdot (x' \mathbf{q}_\perp + \mathbf{k}_\perp)}{\mathbf{q}_\perp^2 [(x' \mathbf{q}_\perp + \mathbf{k}_\perp)^2 + m_c^2]} + (x \leftrightarrow x'). \quad (41)$$

The above formula can be further simplified by doing the integration over the azimuth angle:

$$F_{\eta_c\gamma}(Q^2) = \frac{\sqrt{6}e_c^2}{4\pi^2} \int_0^1 \frac{dx}{xQ^2} \int_0^\infty \Psi_{\eta/\eta'}^c(x, k_\perp^2) \left[1 + \frac{1 - z - y^2}{\sqrt{(z + (1 - y)^2)(z + (1 + y)^2)}} \right] k_\perp dk_\perp, \quad (42)$$

where $z = \frac{m_c^2}{x^2 Q^2}$ and $y = \frac{k_\perp}{xQ}$.

Taking $\phi = 38.0^\circ$, we draw in Fig.(3) how the value of $f_{\eta'}^c$ affects the form factors $Q^2 F_{\eta\gamma}(Q^2)$ and $Q^2 F_{\eta'\gamma}(Q^2)$. One may observe that the experimental data disfavors a larger portion of charm component as $|f_{\eta'}^c| > 50 \text{ MeV}$. Or inversely, it can be founded that under the condition of $|f_{\eta'}^c| \leq 50 \text{ MeV}$, the uncertainty from the possible intrinsic charm components is given by

$$\Delta\phi^c \leq \pm 1^\circ. \quad (43)$$

E. A summary remark on ϕ

Under the quark-flavor mixing scheme, and by carefully dealing with the higher Fock states' contributions, a possible range for ϕ can be derived by comparing with the exper-

imental data on the form factors $F_{\eta\gamma}(Q^2)$ and $F_{\eta'\gamma}(Q^2)$ due to the fact that the value of $Q^2 F_{\eta\gamma}(Q^2)$ decreases, while the value of $Q^2 F_{\eta'\gamma}(Q^2)$ increases, with the increment of ϕ in the whole Q^2 region. It has found that the allowable range for the mixing angle ϕ is

$$\phi \cong 38.0^\circ \pm 1.0^\circ \pm 2.0^\circ, \quad (44)$$

where the first error is from experimental uncertainty [4, 5, 6, 7] and the second error is from the uncertainties of the wavefunction parameters and the possible intrinsic charm component in η and η' . It should be note that the second uncertainty is lower than the direct sum of the errors caused by each source separately, i.e. $\Delta\phi^m + \Delta\phi^\beta + \Delta\phi^c$, which is due to the fact that these uncertainty sources are correlated to each other.

V. SUMMARY

In the present paper, we have performed a light-cone pQCD analysis of the $\eta\gamma$ and $\eta'\gamma$ transition form factors $F_{\eta\gamma}(Q^2)$ and $F_{\eta'\gamma}(Q^2)$ involving the transverse momentum corrections, in which the $\eta - \eta'$ mixing effects and the contributions beyond the leading Fock state have been taken into consideration. For such purpose, we have adopted the quark-flavor mixing scheme for the η and η' mixing and have constructed a phenomenological expression to estimate the contributions beyond the leading Fock state based on its asymptotic behavior at $Q^2 \rightarrow 0$ and $Q^2 \rightarrow \infty$. It has been found that the value of $Q^2 F_{\eta\gamma}(Q^2)$ decreases, while the value of $Q^2 F_{\eta'\gamma}(Q^2)$ increases, with the increment of ϕ in the whole Q^2 region, and then a possible range for ϕ can be determined by comparing with the experimental data, which is $\phi \cong 38.0^\circ \pm 1.0^\circ \pm 2.0^\circ$ with the first error coming from experimental uncertainty [4, 5, 6, 7] and the second error coming from the uncertainties of the wavefunction parameters and the possible intrinsic charm component in η and η' . A more accurate weighted average of the above mentioned value together with the seven adopted experimental values as described in Ref.[16], and the two new experimental values, $\phi = 41.2^\circ \pm 1.2^\circ$ [12] and $\phi = 38.8^\circ \pm 1.2^\circ$ [13], yields $\bar{\phi} = 39.5^\circ \pm 0.5^\circ$. Furthermore, our results show that the $\eta - \eta'$ mixing angle ϕ depends on the different wavefunction models slightly. However the asymptotic behavior of the form factors $Q^2 F_{\eta\gamma}(Q^2)$ and $Q^2 F_{\eta'\gamma}(Q^2)$ disfavor the CZ-like wavefunction but favor the asymptotic like wavefunction. It has been found that the intrinsic charm component in η and η' can not be too big, e.g. $|f_{\eta'}^c| < 50$ MeV. Such a conclusion agrees with other investigations

[16, 20, 36, 37]. These results are helpful to understand other exclusive processes involving the pseudo-scalars η and η' .

ACKNOWLEDGEMENTS

This work was supported in part by the Natural Science Foundation of China (NSFC). X.-G. Wu thanks the support from the China Postdoctoral Science Foundation.

-
- [1] G.P. Lepage and S.J. Brodsky, Phys.Rev.**D22**, 2157(1980); S.J. Brodsky and G.P. Lepage, Phys.Rev.**D24**, 1808(1981).
 - [2] G.P. Lepage, S.J. Brodsky, T. Huang and P.B. Mackenzie, in *Particles and Fields-2*, page 83, Invited talk presented at the Banff summer Institute on Particle Physics, Banff, Alberta, Canada, 1981.
 - [3] S.J. Brodsky, H.C. Pauli and S.S. Pinsky, Phys.Rept. **301**, 299(1998); and references therein.
 - [4] CLEO collaboration, V. Savinov *et al.*, hep-ex/9707028; CLEO Collaboration, J. Gronberg *et al.*, Phys.Rev. **D57**, 33(1998).
 - [5] CELLO collaboration, H.-J. Behrend *et al.*, Z.Phys. **C49**, 401(1991).
 - [6] TPC/Two-Gamma collaboration, H. Aihara *et al.*, Phys.Rev. Lett. **64**, 172(1990).
 - [7] L3 collaboration, M. Acciarri *et al.*, Phys.Lett. **B418**, 399(1998).
 - [8] KLOE collaboration, A. Aloisio *et al.*, Phys.Lett. **B541**, 45(2002).
 - [9] KLOE collaboration, S.E. Muller *et al.*, Int.J.Mod.Phys. **A20**, 1888(2005).
 - [10] BABAR collaboration, B. Aubert *et al.*, Phys.Rev. **D74**, 012002(2006).
 - [11] PLUTO collaboration, C. Berger *et al.*, Phys.Lett. **B142**, 225(1984).
 - [12] P. Kroll, Mod.Phys.Lett. **A20**,2667(2005).
 - [13] M. Ablikim, *etal*, BES Collaboration, Phys.Rev. **D73**, 052008(2006).
 - [14] H. Fritzsche and J.D. Jackson, Phys.Lett. **B66**, 365(1977); N. Isgur, Phys.Rev. **D13**, 122(1976).
 - [15] F.J. Gilman and R. Kauffman, Phys.Rev. **D36**, 2761(1987).
 - [16] T. Feldmann, P. Kroll and B. Stech, Phys.Rev. **D58**, 114006(1998).
 - [17] T. Feldmann, P. Kroll and B. Stech, Phys.Lett. **B449**, 339(1999).
 - [18] T. Feldmann, Int.J.Mod.Phys. **A15**, 159(2000).

- [19] T. Feldmann and P. Kroll, *Eur.Phys.J.* **C5**, 327(1998).
- [20] J. Cao, F.G. Cao, T. Huang and B.Q. Ma, *Phys.Rev.* **D58**, 113006(1998).
- [21] F.G. Cao, T. Huang, B.Q. Ma, *Phys.Rev.* **D53**, 6582(1996).
- [22] R. Jakob, P. Kroll and M. Raulfs, *J.Phys.* **G22**, 45(1996).
- [23] F.G. Cao and A.I. Signal, *Phys.Rev.* **D60**, 114012(1999).
- [24] S.J. Brodsky, T. Huang and G.P. Lepage, in *Particles and Fields-2*, Proceedings of the Banff Summer Institute, Banff, Alberta, 1981, edited by A.Z. Capri and A.N. Kamal (Plenum, New York, 1983), P143; T. Huang, in *Proceedings of XXth International Conference on High Energy Physics*, Madison, Wisconsin, 1980, edited by L.Durand and L.G. Pondrom, AIP Conf.Proc.No. 69(AIP, New York, 1981), p1000.
- [25] T. Huang and X.G. Wu, hep-ph/0606135.
- [26] T. Feldmann, *Nucl.Phys.Proc.Suppl.* **74**, 151(1999).
- [27] H. Leutwyler, *Nucl.Phys.Proc. Suppl.* **64**, 223(1998); R. Kaiser and H. Leutwyler, hep-ph/9806336.
- [28] J.F. Donoghue, B.R. Holstein and Y.-C.R. Lin, *Phys.Rev.Lett.* **16**, 2766(1985).
- [29] Particle Data Group, E.J. Weinberg, *etal.*, *Phys.Rev.* **D66**, 010001(2002).
- [30] T. Huang, B.Q. Ma and Q.X. Shen, *Phys.Rev.* **D49**, 1490(1994).
- [31] T. Huang and X.G. Wu, *Phys.Rev.* **d70**, 053007(2004).
- [32] H.M. Choi and C.R. Ji, *Phys.Rev.* **D59**, 074015(1999).
- [33] V.L. Chernyak and A.R. Zhitnitsky, *Nucl.Phys.* **B201**, 492(1982).
- [34] S.S. Agaev and N.G. Stefanis, *Phys.Rev.* **D70**, 054020(2004).
- [35] I. Halperin and A. Zhitnitsky, *Phys.Rev.* **D56**, 7247(1997); H.Y. Cheng and B. Tseng, *Phys.Lett.* **B415**, 263(1997).
- [36] T.W. Yeh, *Phys.Rev.* **D65**, 094019(2002).
- [37] Feng Yuan and Kuang-Ta Chao, *Phys.Rev.* **D56**, 2495(1997).
- [38] F.G. Cao and T. Huang, *Phys.Rev.* **D59**, 093004(1999).