

Unitarisation of the hard pomeron and black-disk limit at the LHC

J.-R. Cudell* and O.V. Selyugin[†]

June 28, 2018

Abstract

Recent models of soft diffraction include a hard pomeron pole besides the usual soft term. Such models violate the black-disk limit around Tevatron energies, so that they need to be supplemented by a unitarisation scheme. Several such schemes are considered in this letter, where we show that they lead to a large uncertainty at the LHC. We also examine the impact of unitarisation on various small- t observables, the slope in t of the elastic cross section, or the ratio of the real to imaginary parts of the scattering amplitude, leading to the conclusion that the existence of a hard pomeron in soft scattering may be confirmed by LHC data.

PACS numbers: 13.85.Lg, 13.85.-t, 13.85.Dz, 12.40.Nn, 11.80.Fv

Keywords: Saturation, unitarisation, hard pomeron

Introduction: hard poles

Experimental data reveal that total cross sections grow with energy. This means that the leading contribution in the high-energy limit is given by the rightmost singularities in the complex- j plane, the pomerons, with intercepts exceeding unity. In the framework of perturbative QCD, the leading singularity is expected to exceed unity by an amount proportional to α_s [1]. At leading-log, one obtains

*Institut de Physique, Bât. B5a, Université de Liège, Sart Tilman, B4000 Liège, Belgium, e-mail: J.R.Cudell@ulg.ac.be

[†]Bogoliubov Laboratory of Theoretical Physics, JINR, 141980, Dubna, Moscow Region, Russia, e-mail: selugin@theor.jinr.ru.

| parameter | value | error | parameter | value | error |
|---------------|--------|--------|---------------|--------|--------|
| $\alpha_S(0)$ | 1.0728 | 0.0008 | $\alpha_H(0)$ | 1.45 | 0.01 |
| S_p | 56.2 | 0.3 | H_p | 0.10 | 0.02 |
| S_π | 32.7 | 0.2 | H_π | 0.28 | 0.03 |
| S_K | 28.3 | 0.2 | H_K | 0.30 | 0.03 |
| S_γ | 0.174 | 0.002 | H_γ | 0.0006 | 0.0002 |

Table 1: Parameters of the leading singularities of the fits of ref. [2] for \sqrt{s} from 5 to 100 GeV.

a leading singularity at $J - 1 = 12\alpha_s \log 2/\pi$. From analytic S -matrix theory, it is expected that the singularities of the exchanges do not depend on the external kinematics. Hence, although perturbative calculations can be justified only for the scattering of far off-shell particles, the singularities that they predict should remain valid in the long-distance range.

In a recent study [2], we have indeed found that forward data (total cross sections and the ratios of the real part to the imaginary part of the amplitude) could be fitted well by a combination of a soft pomeron (which would be purely non perturbative) and a hard pomeron. The expression of the leading terms of the total cross sections for the scattering of a on p becomes

$$\sigma_{tot}^{ap} = \frac{1}{2P\sqrt{s}} \Im mA \left(\frac{s-u}{2} \right) \quad (1)$$

with P the beam momentum in the target frame, s , t and u the Mandelstam variables, and A the hadronic amplitude

$$\Im mA(s) \approx H_a \left(\frac{s}{s_1} \right)^{\alpha_H(0)} + S_a \left(\frac{s}{s_1} \right)^{\alpha_S(0)} \quad (2)$$

with $s_1 = 1 \text{ GeV}^2$, and the parameters given in Table 1. The inclusion of these two pomerons, together with the use of integral dispersion relations, and the addition of sub-leading meson trajectories (ρ/ω and a/f), leads to a successful description of all pp , $\bar{p}p$, $\pi^\pm p$, $K^\pm p$, γp and $\gamma\gamma$ data for $\sqrt{s} \leq 100 \text{ GeV}$.

The problem however is that such a fit does not extend to high energies. Indeed, the fast growing hard pomeron leads to a violation of unitarity (an elastic cross section bigger than the total cross section) for values of s smaller than 1 TeV.

In [2], we used a simple ansatz to unitarise the hard pole. However, we did not examine the uncertainties linked to it, as we simply wanted to show that it was possible to extend the fit to higher energies. In this letter, we propose to reconsider this question and to give an estimate of the uncertainties on total cross section measurements at the LHC.

Section 1 will be devoted to a reminder of unitarisation, and of the impact-parameter (\vec{b}) formalism. Section 2 will consider the “minimal” unitarisation, which cuts off the amplitude in impact parameter once it reaches the black-disk limit. Section 3 will consider analytic unitarisation schemes. Finally, putting everything together, we shall show that the cross section at the LHC should be large, of the order of 150 mb.

1 Unitarity and black-disk limit

The simplest expression of the unitarity constraints can be obtained from partial-wave amplitudes. We can write

$$A(s, t) = 8\pi \sum_l (2l + 1) \mathcal{F}_l(s) P_l(\cos \theta_s). \quad (3)$$

At high energy and small angle, one can rewrite $l \approx \frac{b\sqrt{s}}{2}$, so that the partial-wave decomposition can be rewritten in impact-parameter space as

$$A(s, t = -q^2) = 2s \int d^2\vec{b} e^{-i\vec{q}\cdot\vec{b}} \mathcal{F}(s, b) \quad (4)$$

In terms of $\mathcal{F}(s, b) = \int d^2\vec{q} e^{i\vec{q}\cdot\vec{b}} A(s, t)/(8\pi^2 s)$, the total and elastic cross sections are given by

$$\sigma_{tot} = 4\pi \int b db \Im m \mathcal{F}(s, b) \quad (5)$$

and

$$\sigma_{el} = 2\pi \int b db |\mathcal{F}(s, b)|^2. \quad (6)$$

One can then show that unitarity of the S matrix, $SS^\dagger = 1$, together with analyticity, and with the normalisation used in (5) and (6), requires that

$$0 \leq |\mathcal{F}(s, b)|^2 \leq 2\Im m \mathcal{F}(s, b) \leq 4. \quad (7)$$

At high energies, as $\Im m \mathcal{F} \propto s^\Delta$ with $\Delta > 0$, the scattering amplitude $\mathcal{F}(s, b)$ reaches the unitarity bound for some value $b_u(s)$ of the impact parameter.

However, before this happens, another regime is reached: one gets the maximum inelasticity if $2\Im m \mathcal{F}(s, b) - |\mathcal{F}(s, b)|^2$ is maximum, i.e. if

$$\Im m \mathcal{F}(s, b) = 1. \quad (8)$$

This is the region where the proton becomes black, and it is usually referred to as the black-disk limit. The imaginary part of \mathcal{F} is usually noted as $\Gamma(s, b)$ and called the profile function. Saturation usually refers to the black-disk limit. We shall use it to mean that we reach the maximum possible inelastic amplitude at some distance $b_S(s)$ between scattering particles.

In QCD, this can be thought of as a consequence of the growth of the gluon density at small x , which must be tamed by non-linear effects connected to the next-to-leading terms. One needs to note that the role of non-perturbative effects connected with confinement [3] and with large impact parameters makes the analogy with perturbative saturation questionable, as in the present work saturation will first occur at small b .

One expects saturation to tame the growth of σ_{tot} . For example, in the loop-loop correlation model (LLCM) [4] based on the functional integral approach to high-energy collisions [5], the T -matrix element for elastic proton-proton scattering reads

$$\begin{aligned}
A_{pp}(s, t) &\propto is \int d^2\vec{b} e^{i\vec{q}\cdot\vec{b}} \Gamma(s, b) \\
\Gamma(s, b) &= \int dz_1 d^2r_1 \int dz_2 d^2r_2 |\psi_p(z_1, \vec{r}_1)|^2 |\psi_p(z_2, \vec{r}_2)|^2 \\
&\quad \times \left[1 - S_{DD}(s, \vec{b}, z_1, \vec{r}_1, z_2, \vec{r}_2) \right]
\end{aligned} \tag{9}$$

with ψ the proton light-cone wave function and S_{DD} the dipole-dipole S matrix element. The saturation of the profile function is a direct consequence of S-matrix unitarity. In this model, the saturation regime at small b is reached only at very small $x \approx 10^{-10}$ and very high energies $\sqrt{s} \geq 10^6$ GeV, where there is a transition from a power-like to a \log^2 -increase of $\sigma_{pp}^{tot}(s)$, which then respects the Froissart bound [6]. A similar result, in the framework of the dipole picture of soft processes, also leads to a taming σ_{tot} but at lower energy [7].

If we take a single simple pole for the scattering amplitude, with an exponential form factor of slope d ,

$$A(s, t) = S_p s^{\alpha_S(0) + \alpha' t} e^{dt} \tag{10}$$

then the radius of saturation and its dependence on energy can be obtained analytically:

$$b_S(s)^2 = 4(d + \alpha' \log s) \log \left(\frac{S_p s^{\alpha_S(0) - 1}}{2(d + \alpha' \log s)} \right) \tag{11}$$

Approximating $\sigma_{tot} \approx 2\pi b_S^2(s)$, one sees that the total cross section grows logarithmically at medium energies and like $\log^2 s$ at very high energies.

In our model [2, 8], the pp elastic scattering amplitude is proportional to the hadrons form-factors and can be approximated at small t as:

$$\begin{aligned}
A(s, t) &= [H_p F_H(t) (s/s_1)^{\alpha_H(0)} e^{\alpha'_H t \log(s/s_1)} \\
&\quad + S_p F_S(t) (s/s_1)^{\alpha_S(0)} e^{\alpha'_S t \log(s/s_1)}]
\end{aligned} \tag{12}$$

where the couplings and intercepts are given in Table 1. The study of ref. [8] of small- t elastic scattering shows that the slope α'_S of the soft pomeron trajectory is slightly higher than its classical value [9, 10], and we shall take $\alpha'_S = 0.3 \text{ GeV}^2$.

| parameter | value | parameter | value (GeV ⁻²) |
|-----------|-------|-----------|----------------------------|
| h_1 | 0.55 | d_1 | 5.5 |
| h_2 | 0.25 | d_2 | 4.1 |
| h_3 | 0.20 | d_3 | 1.2 |

Table 2: Parameters of the elastic pomeron form factor, see Eq. (13).

The slope of the hard pomeron trajectory is evaluated [8, 11] to be $\alpha'_H = 0.1 \text{ GeV}^2$. The normalisation $s_1 = 1 \text{ GeV}^2$ will be dropped below and s also contains implicitly the phase factor $\exp(-i\pi/2)$, corresponding to crossing symmetry.

A small- t analysis [8] indicates that the form factor $F_S(t)$ is close to the square of the Dirac elastic form factor, and can be approximated by the sum of three exponentials [10].

$$\begin{aligned}
F_S(t) &= \left(\frac{4m_p^2 - 2.79t}{4m_p^2 - t} \frac{1}{1 - t/\Lambda^2} \right)^2 \\
&\approx h_1 e^{d_1 t} + h_2 e^{d_2 t} + h_3 e^{d_3 t}.
\end{aligned} \tag{13}$$

where m_p is the mass of the proton, $\Lambda^2 = 0.71 \text{ GeV}^2$. The other parameters are given in Table 2. For the hard pomeron, the form factor is rather uncertain [8], and we assume that it can be taken equal to $F_S(t)$.

We then obtain in the impact parameter representation a specific form for the amplitude in \vec{b} space, $\mathcal{F}_0(s, b)$ [12], which we show in Fig. 1:

$$\mathcal{F}_0(s, b) = \frac{S_p}{s} \sum_i \frac{2h_i}{r_{i,S}} s^{\alpha_S(0)} \exp(-b^2/r_{i,S}^2) + (S \rightarrow H)$$

$$\text{with } r_{i,S}^2 = 4 (d_i + \alpha'_S \log(s)) \tag{14}$$

$$r_{i,H}^2 = 4 (d_i + \alpha'_H \log(s)). \tag{15}$$

One can see that at some energy and at small b , $\Gamma_0(s, b) = \Im m \mathcal{F}_0(s, b)$ reaches the black disk limit. For our model, this will be in the region $\sqrt{s} \approx 1.5 \text{ TeV}$.

What happens then is largely unclear. There is no unique procedure to saturate the amplitude, and saturation and unitarisation will be important issues at the LHC. In the following, we shall consider two main schemes: the minimal one, where the saturation freezes the profile function at 1: this is the minimum possibility for the restoration of unitarity, as it does not affect in any way the low-energy data. In the next section, we shall also consider the predictions of an eikonal scheme.

Saturation of the profile function will surely control the behaviour of σ_{tot} at higher energies. We assume that once it reaches 1, the amplitude does not change anymore and remains equal to i : recombination must be maximal for

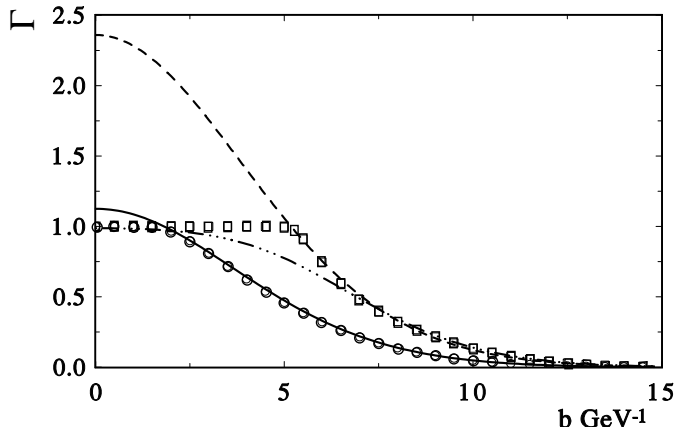


Figure 1: The profile function for proton-proton scattering: the hard line and circles - at $\sqrt{s} = 2$ TeV without and with the saturation; the dashed line and squares - at $\sqrt{s} = 14$ TeV without and with saturation. the dash-dotted line - the eikonal form (20) at $\sqrt{s} = 14$ TeV.

black protons. But this freezing of the profile function must be implemented carefully: one cannot simply cut the profile function sharply as this would lead to a non-analytic amplitude, and to specific diffractive patterns in the total cross section and in the slope of the differential cross sections. Furthermore, we have to match at large impact parameter the behaviour of the unsaturated profile function.

We use an analytic interpolating function, which is equal to one for large impact parameters and which forces the profile function to approach 1 at the saturation scale b_s as a Gaussian. Analyticity of the function enables us to use a complex s as before to obtain the real part.

We assume saturation starts at a point b_0 a little before b_s , and that the profile function is 1 for $b < b_0$. The saturated profile, $\Gamma_s(s, b)$, is otherwise given by

$$\Gamma_s(s, b) = \frac{\Gamma\left(s, b - \frac{b_0}{1 + ((b-b_0)/b_z)^2}\right)}{1 + (\Gamma(s, 0) - 1) \exp\left[-\left(\left(\frac{b-b_0}{b_y(s)}\right)\right)^2\right]} \quad (16)$$

We find that we need to assume that the scale in the Gaussian is s -dependent because the slope of the profile function decreases with energy. A reasonable match is provided by $b_y = 32/\log s$, which is about 5 GeV^{-1} at the Tevatron. We shall give our results for $b_z^2 = 2 \text{ GeV}^{-2}$ and $b_0/b_s = 97.5\%$.

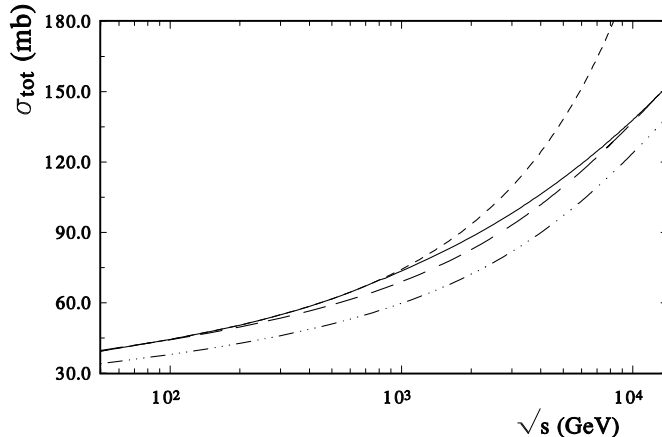


Figure 2: The total cross section as a function of \sqrt{s} , for the bare amplitude (short dashes), the saturated amplitude (plain curve), the eikonalsed amplitude (dash-dot-dot), and for a renormalised eikonal (long dashes).

We show in Fig. 2 the behaviour of the total cross section at high energies. We see that saturation brings in a significant decrease of the LHC cross section. However, it is also clear that the simple saturation considered here is not enough, as the total cross section at the Tevatron will be 85 mb, which is 2 standard deviations from the CDF result. It may be that our previous estimate of the pomeron coupling or intercept is too big. We show in Fig. 3 the effect of changing either. We see that if saturation is the driving mechanism, then the coupling would need to be reduced¹ to 0.06 or the intercept to 1.41 in order to accommodate the Tevatron point in this scheme. As we want to show qualitatively what the effect of saturation might be, we keep the parameters of Table 1 in the following.

The saturation regime will have some major effects at the LHC. We show in Fig. 4 that the elastic cross section will be somewhat affected, and that its growth will be tamed: the ratio σ_{el}/σ_{tot} will start a slow growth towards 0.5. But more importantly, the small- t data will look quite different. We show in Fig. 5 the behaviour of the ratio of the real-to-imaginary part of the cross section, both in the bare and in the saturated case. From it, we see that the small- t slope of ρ will be one of the most striking features of saturation. If this is not measurable at the LHC, then one can also consider the slope of the differential elastic cross section, which we show in Fig. 6. We see that saturation increases the slope at small t , and predicts a fast drop around $|t| = 0.25 \text{ GeV}^2$, when one enters the

¹Note that this is still four times larger than the value advocated in [13].

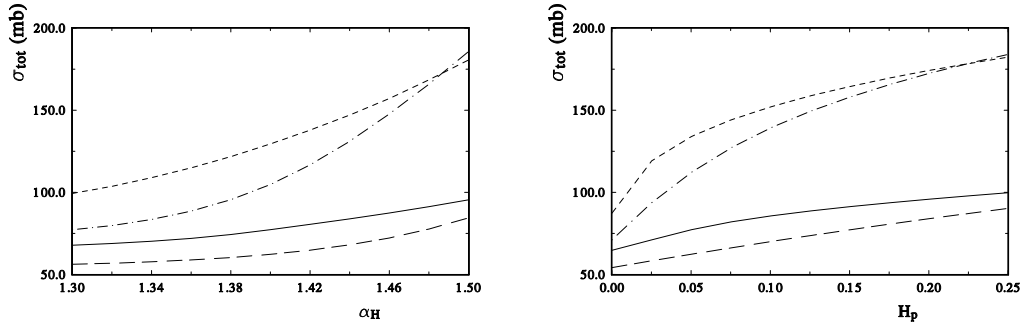


Figure 3: The total cross section at the Tevatron (lower curves) and at the LHC (upper curves) as a function of the intercept (left) and of the coupling (right) of the hard pomeron for a saturated amplitude (plain curves and short dashes) and for an eikonalised amplitude (long dashes and dash-dots) .

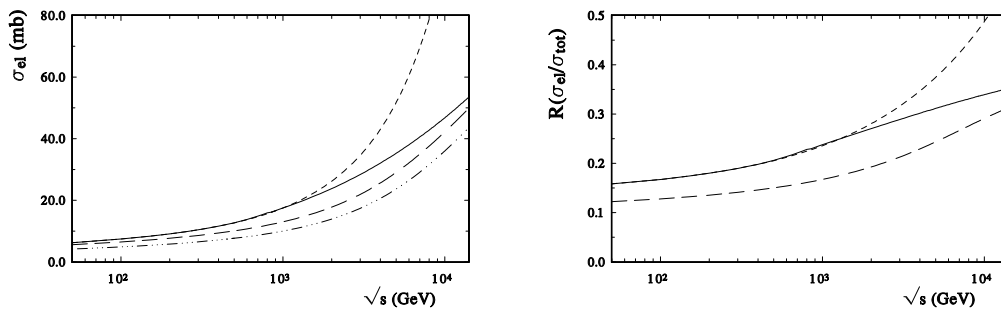


Figure 4: The elastic cross section as a function of s (left), and its ratio to the total cross section (right), for the bare amplitude (short dashes), the saturated amplitude (plain curve), the eikonalised amplitude (dash-dot-dot), and for an extended eikonal (long dashes).

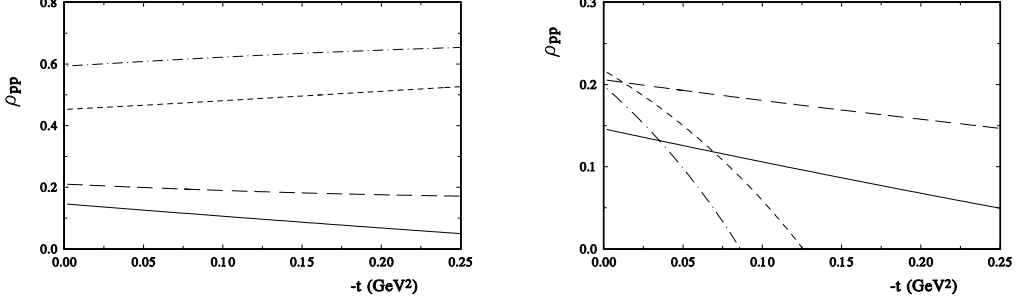


Figure 5: The ratio of the real to the imaginary part of the amplitude as a function of t , for the bare and the saturated amplitudes at various energies: 100 GeV (plain curve), 500 GeV (long dashes), 5 TeV (short dashes) and 14 TeV (dash-dotted curve).

region of the dip.

In fact, saturation naturally predicts a small increase of the slope with t at small t . To understand this, let us take the simple form of the black disk with a sharp edge at radius R . The scattering amplitude can then be represented as

$$A(s, t=0) \sim \frac{J_1(\sqrt{-t}R)}{\sqrt{-t}R},$$

In this case, the slope of the differential cross section at small momentum transfer will be

$$B_{BDL} \sim R^2/4 + R^4/32 |t|. \quad (17)$$

Hence the slope will grow with increasing $|t|$ at small momentum transfer, as can be seen in Fig. 6.

2 Analytic unitarisation schemes

As we have seen, in \vec{b} space, unitarisation can be written

$$2\Im m\mathcal{F} - (\Im m\mathcal{F})^2 - (\Re e\mathcal{F})^2 = g_{in} > 0. \quad (18)$$

The general solution can be obtained iff $g_{in} < 1$, and can be written $\mathcal{F} = i(1 - (1 - g_{in})e^{i\Phi})$. We can rewrite it using the opacity Ω so that $(1 - g_{in}) = e^{-\Omega}$

$$\mathcal{F} = i \left(1 - e^{-\Omega + i\Phi} \right) = i \left(1 - e^{i\chi(s,b)} \right). \quad (19)$$

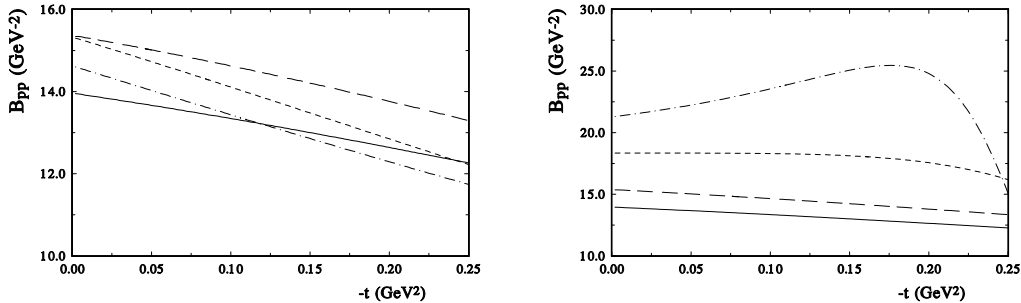


Figure 6: The slope of the elastic differential cross section as a function of t , for the bare and saturated amplitudes at various energies: 100 GeV (plain curve), 500 GeV (long dashes), 5 TeV (short dashes) and 14 TeV (dash-dotted curve).

Any unitarisation method has to lead to such a form for the amplitude. The ambiguity however comes when one tries to identify g_{in} and Φ in formula (19) with the physics input. It is known from potential models that in non-relativistic physics one can think of the Taylor expansion of (19) as a description of successive interactions with the potential. Here, however, we have no potential, so that the identification of each term with successive pomeron exchanges is not obvious.

The usual approach is to assume that the Taylor expansion of (19) is such that the n^{th} term corresponds to n -pomeron exchange. In this case, we take the eikonal form for the scattering amplitude.

$$A_e(s, t=0) = 2 \int d^2b [1 - \exp(i\mathcal{F}_0(s, b))].$$

Before giving the results in this approach, a few comments are in order. First of all, the eikonal is only a model. Indeed, it is known [14] that it does not reproduce properly the s -channel cuts of the scattering amplitude coming from multiple exchanges. For instance, already the second term, corresponding to the two-pomeron cut, could have a suppression due to the structure of the proton [10].

Furthermore, the eikonal does not always guarantee unitarisation. Although it obeys Eq. (7) for all values of b , it can produce, after integration, amplitudes that violate the Froissart bound [6], depending on the dependence of the form factor. To see this, take the eikonal in factorised form

$$\chi(s, b) = h(s) f(b), \quad (20)$$

with $h(s) = s^\Delta$, and assume simple functional forms for the form factor $f(b)$, which allow an analytical treatment. If one considers a Gaussian form

$$f(b) \sim \exp(-b^2/R^2), \quad (21)$$

one obtains

$$A(s, t = 0) \sim i R^2 (\Gamma(0, s^\Delta) + \gamma + \Delta \log s), \quad (22)$$

where

$$\Gamma(a, z) = \int_z^\infty t^{a-1} e^{-t} dt$$

and, in our case,

$$\Gamma(0, s^\Delta) \rightarrow 0, \quad s \rightarrow \infty. \quad (23)$$

If R^2 is independent from s , we have

$$\sigma_{tot} \sim \log(s). \quad (24)$$

whereas for R^2 growing like $\log(s)$, we obtain

$$\sigma_{tot} \sim \log^2(s), \quad (25)$$

so the total cross section respects the Froissart bound. However, if we take a polynomial form, such as that resulting from dipole-dipole interactions [15],

$$f(b) \sim \frac{1}{b^4} \quad (26)$$

we obtain

$$A(s, t) \sim i \int_0^\infty \frac{1}{y\sqrt{y}} [1 - \exp(-s^\Delta y)] = 2\sqrt{\pi} s^{\Delta/2}. \quad (27)$$

with $y = 1/b^4$. So, in this case, the scattering amplitude does not satisfy the Froissart unitarity bound. This violation is not due to the divergence of $f(b)$ at small b . Indeed, if we introduce an additional small constant radius r which removes the singular point $b = 0$ in $f(b)$ and take

$$f(b) \sim \frac{1}{b^4 + r^4} \quad (28)$$

the answer, after some complicated algebra, is

$$A(s, t = 0) \sim \frac{1}{4r^2} [\pi s^\Delta \exp[-s^\Delta/(2r^4)] [I_0(s^\Delta/(2r^4)) + I_1(s^\Delta/(2r^4))]]. \quad (29)$$

The asymptotic value of the Modified Bessel functions is

$$I_{0,1}(s^\Delta/(2r^4)) \sim \frac{r^2}{\sqrt{\pi} s^{\Delta/2}}. \quad (30)$$

Hence we again obtain for asymptotic high energies

$$A(s, t) \sim i \frac{\sqrt{\pi} s^{\Delta/2}}{2\sqrt{2}}. \quad (31)$$

which again does not obey the Froissart bound.

So, in the following, we shall use the eikonal as a simple example. The form factors that we use lead to a cross section that does respect the Froissart bound. Furthermore, we shall be able to see whether the saturation effects that we found depend on the picture of saturation, or depend only on the onset of unitarising cuts.

We show in Fig. 1 that, in this case, the profile function never saturates: the cuts actually reduce the cross section from the start, and never allow $\Gamma(s, b)$ to become larger than 1. This means, as is shown in Fig. 2 that eikonalisation will give a suppression, even at lower energies. So one needs to modify slightly the parameters of Table 1, to recover the low-energy fit. We find that multiplying the couplings by 1.2 provides such an agreement, and refer to this as the "renormalised eikonal", shown in Fig. 2. We see that both curves are very close at the LHC, but exceed considerably previous estimates [16]: whereas the total cross section at the LHC was predicted to be $111.5 \pm 1.2^{+4.1}_{-2.1}$ mb, it is now 152 mb.

In a similar manner, Fig. 4 shows that the elastic cross section also gets large corrections from the cuts at lower energies. Again, the renormalised eikonal is close to the saturated curve at low energy, but this time deviates at higher energies, so that the ratio of the elastic cross section to the total cross section changes by about 10%.

We had seen that a striking feature of saturation was the behaviour of the real part of the amplitude at small t , as the ρ parameter would have a drastic change of slope. We find that such an effect will also be present in the eikonal case (see Fig. 7), although the real part will be much bigger in this case. Similarly, we also show in Fig. 7 the behaviour of the slope of the differential elastic cross section. Again, we see that it increases at small t , and then decreases towards the dip.

3 Conclusion

Now the structure of the diffractive scattering amplitude cannot be obtained from first principles or from QCD. The procedure used to extract such structure and parameters of the elastic scattering amplitude from the experimental data requires some different assumptions. If we assume that the hard pomeron is present in soft data, it will lead to a cross section of the order of 150 mb (a similar conclusion, via a different argument, has been reached in [13]). The uncertainty in this number is quite large, as unitarisation and saturation schemes are numerous.

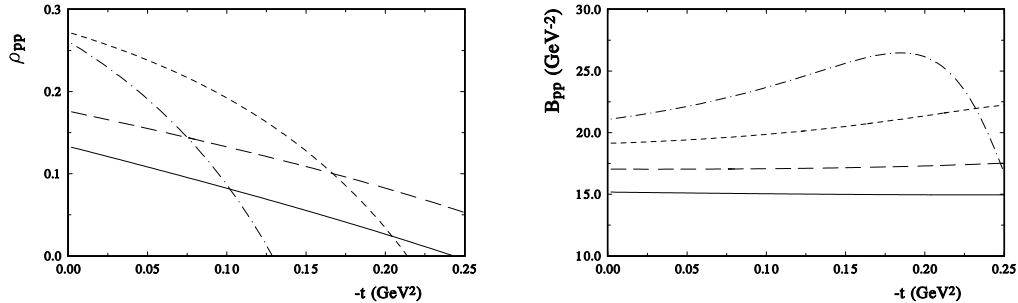


Figure 7: The ratio of the real to the imaginary part of the amplitude (left), and the slope of the elastic differential cross section (right) as functions of t for the eikonalised amplitude at various energies: 100 GeV (plain curve), 500 GeV (long dashes), 5 TeV (short dashes) and 14 TeV (dash-dotted curve).

Hence it seems that the total cross section can be anywhere between 108 mb [16] and 150 mb.

Other observables may be used to decide whether one has a simple extrapolation of the lower-energy data, such as in [16], or one is entering a new regime of unitarisation. Indeed, in the presence of the hard Pomeron, the saturation effects, which must then be present at LHC energies, can change the behavior of the real part of the cross section making it smaller than expected, especially in the near-forward region, and of the slope of the differential elastic scattering cross section.

Despite the lack of an absolute prediction for total cross sections, the observation of such features would be a clear sign that a new regime of strong interactions has been reached.

Acknowledgements

O.V.S. acknowledges the support of FNRS (Belgium) for visits to the University of Liège where part of this work was done. We thank E. Martynov, S. Lengyel, G. Soyez and P.V. Landshoff for discussions.

References

- [1] L.N. Lipatov, Sov. J. Nucl. Phys. **23** (1976) 338; E.A. Kuraev, L.N. Lipatov, and V.S. Fadin, Sov. Phys. JETP **45** (1977) 199; I.I. Balitsky and L.N. Lipatov, Sov. J. Nucl. Phys. **28** (1978) 822.

- [2] J. R. Cudell, E. Martynov, O. V. Selyugin and A. Lengyel, Phys. Lett. B **587**, 78 (2004) [arXiv:hep-ph/0310198]; Nucl. Phys. Proc. Suppl. **152**, 79 (2006) [arXiv:hep-ph/0408332].
- [3] A. Kovner, Lectures on XLV Cracow School of Theoretical Physics, Acta Phys. Polon. B **36**, 3551 (2005) [arXiv:hep-ph/0508232].
- [4] A. I. Shoshi, F. D. Steffen and H. J. Pirner, Nucl. Phys. A **709**, 131 (2002) [arXiv:hep-ph/0202012].
- [5] O. Nachtmann, Annals Phys. **209** (1991) 436; H. G. Dosch, E. Ferreira and A. Kramer; Phys. Rev. D **50** (1994) 1992 [arXiv:hep-ph/9405237].
- [6] M. Froissart, Phys. Rev. **123**, 1053 (1961); A. Martin, Nuovo Cim. A **42**, 930 (1965).
- [7] J. Bartels, E. Gotsman, E. Levin, M. Lublinsky and U. Maor, Phys. Lett. B **556** (2003) 114 [arXiv:hep-ph/0212284].
- [8] J. R. Cudell, A. Lengyel and E. Martynov, Phys. Rev. D **73**, 034008 (2006) [arXiv:hep-ph/0511073].
- [9] A. Donnachie and P. V. Landshoff, Nucl. Phys. B **231** (1984) 189.
- [10] A. Donnachie, G. Dosch, O. Nachtmann and P. V. Landshoff, “Pomeron physics and QCD,” Camb. Monogr. Part. Phys. Nucl. Phys. Cosmol. **19**, 1 (2002).
- [11] A. Donnachie and P. V. Landshoff, Phys. Lett. B **478**, 146 (2000) [arXiv:hep-ph/9912312].
- [12] J. R. Cudell and O. V. Selyugin, Czech. J. Phys. **54**, A441 (2004) [arXiv:hep-ph/0309194].
- [13] P. V. Landshoff, talk given at 11th International Conference on Elastic and Diffractive Scattering: Towards High Energy Frontiers: The 20th Anniversary of the Blois Workshops, Chateau de Blois, Blois, France, 15-20 May 2005, arXiv:hep-ph/0509240.
- [14] P. V. Landshoff and J. C. Polkinghorne, Phys. Rev. **181**, 1989 (1969).
- [15] H. Navelet and R. Peschanski, Nucl. Phys. B **634**, 291 (2002) [arXiv:hep-ph/0201285]; Phys. Rev. Lett. **82**, 1370 (1999) [arXiv:hep-ph/9809474]; Nucl. Phys. B **507**, 353 (1997) [arXiv:hep-ph/9703238]; L. N. Lipatov, Phys. Rept. **286**, 131 (1997) [arXiv:hep-ph/9610276]; S. Bondarenko, M. Kozlov and E. Levin, Acta Phys. Polon. B **34**, 3081 (2003) [arXiv:hep-ph/0303118]; M. Kozlov and E. Levin, Eur. Phys. J. C **28**, 483 (2003) [arXiv:hep-ph/0211348].

- [16] J. R. Cudell *et al.* [COMPETE Collaboration], Phys. Rev. Lett. **89**, 201801 (2002) [arXiv:hep-ph/0206172].