

Neutrino Mixing and Neutrino Telescopes

Werner Rodejohann*

*Max-Planck-Institut für Kernphysik,
Postfach 103980, D-69029 Heidelberg, Germany*

Abstract

Measuring flux ratios of high energy neutrinos is an alternative method to determine the neutrino mixing angles and the CP phase. We conduct a systematic analysis of the neutrino mixing probabilities and of various flux ratios measurable at neutrino telescopes. The considered cases are neutrinos from pion, neutron and muon-damped sources. The flux ratios involve measurements with and without taking advantage of the Glashow resonance. Explicit formulae in case of μ - τ symmetry ($\theta_{13} = 0$ and $\theta_{23} = \pi/4$) and its special case tri-bimaximal mixing ($\sin^2 \theta_{12} = 1/3$) are obtained, and the leading corrections due to non-zero θ_{13} and non-maximal θ_{23} are given. The first order correction is universal as it appears in basically all ratios. We study in detail its dependence on θ_{13} , θ_{23} and the CP phase δ , finding that the dependence on θ_{23} is strongest. The flavor compositions for the considered neutrino sources are evaluated in terms of this correction. A measurement of a flux ratio is a clean measurement of the universal correction (and therefore of θ_{13} , θ_{23} and δ) if the zeroth order ratio does not depend on θ_{12} . This favors pion sources over the other cases, which in turn are good candidates to probe θ_{12} . The only situations in which the universal correction does not appear are certain ratios in case of a neutron and muon-damped source, which depend mainly on θ_{12} and receive only quadratic corrections from the other parameters. We further show that there are only two independent neutrino mixing probabilities, give the allowed ranges of the considered flux ratios and of all probabilities, and show that none of the latter can be zero or one. Finally, we analyze situations in which θ_{13} is sizable and θ_{23} is close to $\pi/4$, and in which θ_{13} is close to zero and $\theta_{23} - \pi/4$ is sizable.

*email: werner.rodejohann@mpi-hd.mpg.de

1 Introduction

A major part of the ongoing activities in astroparticle physics is related to neutrino mixing and oscillations [1]. The current information on the involved mixing parameters is already impressive, and in the next decades enormous improvement on their precision is expected [2]. While most efforts towards this goal have been put into terrestrial experiments with man-made neutrino sources, recently more attention has been paid to the possibility that high energy (\gtrsim TeV) neutrinos [3] might also provide valuable information on the neutrino mixing parameters¹ [4–16]. As the neutrino mass-squared differences do not play a role for high energy neutrinos, we are left in this framework with four observables, namely three mixing angles and one CP phase.

In this paper we will try to systematically study the situations in which these four relevant neutrino parameters can be probed through measurements of neutrino flux ratios at neutrino telescopes. We consider neutrinos from three possible sources: pion decays, neutron decays and muon-damped sources (generated in environments in which muons, but not pions, loose energy [10, 17]). Measurements of high energy neutrino flux ratios will eventually take place in the km^3 scale neutrino telescope IceCube [18]. Another option is a km^3 experiment in the Mediterranean, as investigated by the KM3Net network [19], which coordinates the potential joining of the ANTARES [20], NESTOR [21] and NEMO [22] projects. These will follow the smaller scale AMANDA [23] and Lake Baikal [24] experiments. The Cherenkov light of muon neutrinos leaves characteristic tracks in neutrino telescopes, which can be used to distinguish them from electron and tau neutrinos and to extract the ratio of muon to electron plus tau neutrinos from the ratio of tracks to showers [25]. Electron and tau neutrinos are harder to disentangle, though there are characteristic differences [25, 26, 27]. At neutrino energies close to $6.3 \cdot 10^6$ GeV the Glashow resonance enhances the process $\bar{\nu}_e e^- \rightarrow W^-$, which could be used to identify anti-electron neutrinos [6, 7]. However, our approach here focusses on the general properties of the mixing probabilities and their dependence on the neutrino mixing parameters. We will therefore consider several possible neutrino flux ratios and analyze them in terms of their dependence on those, mostly ignoring for the time being experimental aspects.

In what regards our current knowledge of the neutrino parameters, the solar neutrino mixing angle θ_{12} is large though non-maximal, but still possesses a sizable error. The magnitude of U_{e3} is not known, as is the deviation from maximal atmospheric neutrino mixing $\theta_{23} - \pi/4$, and the value of the CP phase δ . The latter three observables all have a variety of implications both in the low and high energy sector, but correspond to suppressed effects. In the course of this paper we will expand the mixing probabilities of high energy neutrinos in terms of the small parameters $|U_{e3}|$ and the deviation from maximal atmospheric neutrino mixing. The zeroth order expression is just a function of the solar neutrino mixing angle. The first order correction Δ due to non-zero θ_{13} and non-maximal

¹Note that cosmic rays have already turned out to be very useful for neutrino physics because the zenith angle dependent deficit of muon neutrinos, which are created by cosmic rays in the Earth's atmosphere, has provided the first compelling evidence for neutrino oscillations.

θ_{23} is universal, i.e., the same for all probabilities. It depends in a characteristic way on the parameters, which we study in detail. The dependence on θ_{23} is strongest. Since θ_{12} is non-maximal and non-zero, no probability is zero or one, therefore high energy neutrinos are guaranteed to change their flavor. As neutrino flux ratios are functions of the mixing probabilities, they are most of the times given by a zeroth order expression and a first order correction. This allows for a comparably simple analytical understanding of the measurements in terms of their implications on the neutrino mixing parameters. If the zeroth order expression of a flux ratio is independent of θ_{12} , then measuring the ratio means measuring the correction Δ without any uncertainty due to our imprecise knowledge of θ_{12} . Hence, the ratio is a good probe for U_{e3} , $\theta_{23} - \pi/4$ and δ . This happens typically for neutrinos from pion sources. If in turn the zeroth order expression depends on θ_{12} , which happens for neutrinos from neutron and muon-damped sources, then the corresponding ratio is a good candidate to probe this angle². In addition, we also find for these sources that there are certain neutrino flux ratios for which there is no first order correction. They are functions of θ_{12} and receive only quadratic corrections from the small parameters. Hence, they allow for a simple extraction of θ_{12} and underline the usefulness of the source for measuring this parameter.

The outline of this paper is as follows: first we will study some general aspects of the mixing probabilities in Section 2. We will then discuss several possible flux ratios in Section 3. The flavor compositions and the flux ratios are evaluated in terms of θ_{12} and the universal correction Δ , furthermore their allowed ranges are presented. It is shown that typically flux ratios from pion sources are at zeroth order independent of θ_{12} , while ratios for neutrinos from other sources are in leading order θ_{12} -depending. We then present in Section 4 ratios for which there is no first order correction. Finally, we analyze in Section 5 the dependence of the ratios in cases when θ_{13} is sizable but θ_{23} very close to maximal and when θ_{13} is negligible but θ_{23} deviates sizably from maximal. Section 6 is devoted to the conclusions.

2 Neutrino Mixing

In this Section we will first summarize our current understanding of neutrino mixing before we investigate the properties and allowed ranges of the mixing probabilities of high energy neutrinos.

2.1 Neutrino Data and μ - τ Symmetry

Let us first set the stage for the discussion by shortly summarizing the neutrino data and the implied mixing schemes. The physics of neutrino mixing is described by the neutrino mass matrix

$$m_\nu = U m_\nu^{\text{diag}} U^T, \quad (1)$$

²We will not discuss other interesting aspects of neutrino flux ratios, such as neutrino decay [28], Pseudo-Dirac structure [29], magnetic moments [30] or breakdown of fundamental symmetries [31].

where U is the leptonic mixing, or Pontecorvo-Maki-Nakagawa-Sakata (PMNS) [32], matrix in the basis in which the charged lepton mass matrix is real and diagonal. The three neutrino masses are contained in $m_\nu^{\text{diag}} = \text{diag}(m_1, m_2, m_3)$. A useful parameterization for the unitary PMNS matrix U is

$$U = \begin{pmatrix} U_{e1} & U_{e2} & U_{e3} \\ U_{\mu1} & U_{\mu2} & U_{\mu3} \\ U_{\tau1} & U_{\tau2} & U_{\tau3} \end{pmatrix} = \begin{pmatrix} c_{12} c_{13} & & s_{12} c_{13} & & s_{13} e^{-i\delta} \\ -s_{12} c_{23} - c_{12} s_{23} s_{13} e^{i\delta} & & c_{12} c_{23} - s_{12} s_{23} s_{13} e^{i\delta} & & s_{23} c_{13} \\ s_{12} s_{23} - c_{12} c_{23} s_{13} e^{i\delta} & & -c_{12} s_{23} - s_{12} c_{23} s_{13} e^{i\delta} & & c_{23} c_{13} \end{pmatrix}, \quad (2)$$

where we have used the usual notations $c_{ij} = \cos \theta_{ij}$, $s_{ij} = \sin \theta_{ij}$ and introduced the Dirac CP -violating phase δ . The angles can lie anywhere between zero and $\pi/2$, whereas the phase is allowed to take values between zero and 2π . Possible Majorana phases are neglected here since they do not play a role in the oscillation framework. In fact, the analysis presented in this paper does not depend on whether neutrinos are Dirac or Majorana particles. Various experiments and their analyzes revealed the following allowed 2, 3 and 4 σ ranges of the mixing angles [33]:

$$\begin{aligned} \sin^2 \theta_{12} &= 0.30_{-0.04, 0.06, 0.08}^{+0.06, 0.10, 0.14}, \\ \sin^2 \theta_{23} &= 0.50_{-0.12, 0.16, 0.19}^{+0.13, 0.18, 0.21}, \\ \sin^2 \theta_{13} &< 0.025 (0.041, 0.058). \end{aligned} \quad (3)$$

The present best-fit value for $\sin^2 \theta_{13}$ is zero, and there is as yet no information on any of the phases.

The remarkable best-fit values of $\theta_{13} = 0$ and $\theta_{23} = \pi/4$ have let many authors to study μ - τ symmetry [34]. This exchange symmetry leads to $\theta_{13} = 0$ and $\theta_{23} = \pi/4$ by enforcing the low energy mass matrix to have the form (for Dirac neutrinos this would concern $m_\nu m_\nu^\dagger$)

$$m_\nu = \begin{pmatrix} A & B & B \\ \cdot & D & E \\ \cdot & \cdot & D \end{pmatrix}. \quad (4)$$

The solar neutrino mixing angle and the neutrino masses are not predicted by μ - τ symmetry. The PMNS matrix reads

$$U = \begin{pmatrix} \cos \theta_{12} & \sin \theta_{12} & 0 \\ -\frac{\sin \theta_{12}}{\sqrt{2}} & \frac{\cos \theta_{12}}{\sqrt{2}} & \sqrt{\frac{1}{2}} \\ \frac{\sin \theta_{12}}{\sqrt{2}} & -\frac{\cos \theta_{12}}{\sqrt{2}} & \sqrt{\frac{1}{2}} \end{pmatrix} \xrightarrow{\text{TBM}} \begin{pmatrix} \sqrt{\frac{2}{3}} & \sqrt{\frac{1}{3}} & 0 \\ -\sqrt{\frac{1}{6}} & \sqrt{\frac{1}{3}} & \sqrt{\frac{1}{2}} \\ \sqrt{\frac{1}{6}} & -\sqrt{\frac{1}{3}} & \sqrt{\frac{1}{2}} \end{pmatrix}. \quad (5)$$

Here we have also given the form of U in case of tri-bimaximal mixing (TBM) [35], which is defined by μ - τ symmetry with $\sin^2 \theta_{12} = 1/3$. It is a particularly simple mixing scheme which is very close to the current best-fit points. The analytical part of our analysis will rely on the fact that neutrino mixing can be accurately described by μ - τ symmetry, which implies that one can expand all relevant formulae in terms of the small parameters θ_{13} and $\pi/4 - \theta_{23}$.

2.2 Mixing Probabilities: General Considerations

In this Section we will consider neutrino mixing probabilities of high energy neutrinos. We will show that there are only two independent probabilities (which is also true for the general case [36]), provide explicit expressions for them and give their simple forms in case of approximate μ - τ symmetry and tri-bimaximal mixing. The universal first order correction to the probabilities is analyzed with respect to its dependence on the mixing angles and CP phase. Then we obtain the allowed ranges of the probabilities.

Information on the mixing angles (and the phase δ) is obtained of course by neutrino oscillations. The probability of flavor conversion is in general a function of the three mixing angles, the CP phase δ and the mass-squared differences times baseline L divided by energy E [36]. In the context of astrophysical neutrinos, the latter do not play a role, since the neutrinos travel many oscillation lengths from source to detector, leading to³

$$P_{\alpha\beta} \equiv P(\nu_\alpha \rightarrow \nu_\beta) = \delta_{\alpha\beta} - 2 \mathcal{R} \sum_{i>j} U_{\alpha j} U_{\alpha i}^* U_{\beta j}^* U_{\beta i} = \sum_i |U_{\alpha i}|^2 |U_{\beta i}|^2, \quad (6)$$

where \mathcal{R} denotes the real part. As obvious from Eq. (6), the probability is CP conserving: $P(\nu_\alpha \rightarrow \nu_\beta) = P(\bar{\nu}_\alpha \rightarrow \bar{\nu}_\beta)$. Due to CPT invariance, it follows that $P(\nu_\alpha \rightarrow \nu_\beta) = P(\nu_\beta \rightarrow \nu_\alpha)$. This is also obvious from Eq. (6). Recall that there are no matter effects which could spoil these relations, though recently some cases have been investigated in which they might play a role [37]. Note that Eq. (6) displays no oscillatory behavior as a function of L/E anymore. Unitarity provides the “sum-rules” $\sum_\alpha P_{\alpha\beta} = \sum_\beta P_{\alpha\beta} = 1$. Two other useful relations are

$$\begin{aligned} P_{e\tau} &= P_{e\mu}(\theta_{23} \rightarrow \theta_{23} + \pi/2 \text{ or } \theta_{23} \rightarrow \theta_{23} + 3\pi/2), \\ P_{\tau\tau} &= P_{\mu\mu}(\theta_{23} \rightarrow \theta_{23} + \pi/2 \text{ or } \theta_{23} \rightarrow \theta_{23} + 3\pi/2). \end{aligned} \quad (7)$$

With these properties and relations it is easy to show that – as in the general case [36] – there are only two independent mixing probabilities: for instance, it suffices to consider only $P_{e\mu}$ and $P_{\mu\mu}$. There are five other possible choices of two probabilities, namely $(P_{e\mu}, P_{\tau\tau})$, $(P_{e\tau}, P_{\mu\mu})$, $(P_{e\tau}, P_{\tau\tau})$, $(P_{\mu\mu}, P_{\mu\tau})$ and $(P_{\tau\tau}, P_{\mu\tau})$. Note that P_{ee} should not be one of them

³Since the oscillation probabilities do not depend anymore on the mass-squared differences, in principle the extraction of the mixing angles and the CP phase is easier than in the general case. The possibility to probe the sign of the atmospheric Δm^2 is however lost.

and that the pair should not be related via Eq. (7). The remaining probabilities for the pair $P_{e\mu}$ and $P_{\mu\mu}$ can be obtained by Eq. (7) and

$$\begin{aligned} P_{ee} &= 1 - P_{e\mu} - P_{e\tau} , \\ P_{\mu\tau} &= 1 - P_{e\mu} - P_{\mu\mu} , \\ P_{\tau\tau} &= 1 - P_{e\tau} - P_{\mu\tau} = P_{ee} + 2P_{e\mu} + P_{\mu\mu} - 1 = P_{e\mu} - P_{e\tau} + P_{\mu\mu} . \end{aligned} \quad (8)$$

The explicit expressions for $P_{e\mu}$ and $P_{\mu\mu}$ are delegated to the Appendix, we give here only the survival probability for electron neutrinos since it has the simplest structure of all:

$$P_{ee} = 1 - 2c_{13}^2 (c_{12}^2 s_{12}^2 c_{13}^2 + s_{13}^2) . \quad (9)$$

Note that P_{ee} depends mainly on θ_{12} and only very weakly (quadratically) on θ_{13} . This will be useful later on.

In the limit of exact μ - τ symmetry the flavors μ and τ are equivalent, and it will hold that $P_{\alpha\mu} = P_{\alpha\tau}$ for all $\alpha = e, \mu, \tau$. Assuming breaking of μ - τ symmetry, one can expand the probabilities in terms of the small parameters $|U_{e3}|$ and $\epsilon = \pi/4 - \theta_{23}$. Introducing the symmetric matrix⁴ of probabilities P we find that

$$\begin{aligned} P &\equiv \begin{pmatrix} P_{ee} & P_{e\mu} & P_{e\tau} \\ \cdot & P_{\mu\mu} & P_{\mu\tau} \\ \cdot & \cdot & P_{\tau\tau} \end{pmatrix} \\ &\simeq \begin{pmatrix} (1 - 2c_{12}^2 s_{12}^2)(1 - 2|U_{e3}|^2) & c_{12}^2 s_{12}^2 + \Delta & c_{12}^2 s_{12}^2 - \Delta \\ \cdot & \frac{1}{2}(1 - c_{12}^2 s_{12}^2) - \Delta & \frac{1}{2}(1 - c_{12}^2 s_{12}^2) \\ \cdot & \cdot & \frac{1}{2}(1 - c_{12}^2 s_{12}^2) + \Delta \end{pmatrix} . \end{aligned} \quad (10)$$

We have defined here the universal correction parameter

$$\Delta \equiv \frac{1}{4} \cos \delta \sin 4\theta_{12} |U_{e3}| + 2s_{12}^2 c_{12}^2 \epsilon + \mathcal{O}(|U_{e3}|^2, \epsilon^2, |U_{e3}|\epsilon) , \quad (11)$$

where $\sin 4\theta_{12} = 2 \sin 2\theta_{12} \cos 2\theta_{12} = 4c_{12}s_{12}(c_{12}^2 - s_{12}^2)$. Unitarity (i.e., $\sum_{\alpha} P_{\alpha\beta} = \sum_{\beta} P_{\alpha\beta} = 1$) holds to first order in Eq. (10). We will encounter Δ throughout this paper and its importance has been noted first in Ref. [13]. Note that Δ can vanish not only in the trivial case of $\theta_{23} - \pi/4 = |U_{e3}| = 0$, but also when $|U_{e3}|/\epsilon \simeq -\tan 2\theta_{12}/c_{\delta}$. In general, Δ has the range

$$-0.09 (-0.11, -0.14) \leq \Delta \leq 0.08 (0.11, 0.13) , \quad (12)$$

when the oscillation parameters are varied within their $2(3, 4)\sigma$ ranges. The probabilities P_{ee} and $P_{\mu\tau}$ receive corrections only at second order in the small parameters, where the

⁴This matrix is symmetric because of the T conserving nature of the flavor transitions. In the general case $P_{\alpha\beta} \neq P_{\beta\alpha}$.

lengthy contribution to $P_{\mu\tau}$ is $-(\frac{1}{2} + 2c_{2\delta}c_{12}^2s_{12}^2)|U_{e3}|^2 + \frac{1}{2}c_{\delta}\sin 4\theta_{12}|U_{e3}|\epsilon - 2(1 - c_{12}^2s_{12}^2)\epsilon^2$.

The message of Eq. (10) is that there is at first order a universal correction Δ to the neutrino mixing probabilities. To indicate here the importance of this fact (studied in more detail in the remaining Sections), note that the neutrino fluxes arriving at terrestrial detectors will be functions of the mixing probabilities and therefore also functions of Δ . Consequently, the flux ratios will depend on Δ (except for cases treated in Section 4). A detailed study of Δ (see also [13]) is therefore very useful. We plot in Fig. 1 for different values of Δ the ranges of θ_{13} and θ_{23} which yield this value. The mixing angle θ_{12} is varied within its current 3σ range. We have chosen for $|\Delta| = 0.01, 0.05$ three extreme values of the phases. For $\delta = \pi/2$ there is no dependence on $|U_{e3}|$ and if the phase is kept as a free parameter then the whole area between the upper line for $\delta = \pi$ and the lower line for $\delta = 0$ is covered. Hence, if θ_{13} , θ_{23} and θ_{12} are known with sufficient precision, then information on the CP phase δ can be obtained [8, 14]. The lowest plot in Fig. 1 is for $|\Delta| = 0.1$, in which case not all phase values are allowed (see below). Large positive $\Delta \simeq 0.05$ implies $\sin^2 \theta_{23} \geq 1/2$. Basically the same holds true for slightly smaller $\Delta \simeq 0.01$, unless $\delta \simeq 0$ and $|U_{e3}|$ is sizable. For sizable and negative $\Delta \simeq -0.05$ one has $\sin^2 \theta_{23} \leq 1/2$. The same is true for $\Delta \simeq -0.01$ unless $\delta = \pi/2$ and $|U_{e3}|$ is sizable. Hence, the octant, i.e., $\sin^2 \theta_{23}$ above or below $1/2$, reflects for small U_{e3} and no extreme values of δ in positive or negative Δ . Therefore, in this kind of measurements there might be no octant degeneracy, from which the interpretation of the results of future long baseline neutrino experiments may suffer [38]. The dependence on the atmospheric mixing angle is in general stronger than on $|U_{e3}|$. This occurs because in Eq. (11) the contribution proportional to $|U_{e3}|$ is suppressed by a factor $\frac{1}{4}\sin 4\theta_{12}$, which is always approximately two to three times smaller than $2c_{12}^2s_{12}^2$ with which ϵ is multiplied. We will discuss the cases in which one of the μ - τ breaking parameters is negligible and the other one sizable in Section 5.

We have seen that for large values of $|\Delta|$ not all phase values are allowed. This is illustrated further in Fig. 2, where we give the largest and smallest possible value of Δ as a function of each of the mixing parameters $\theta_{12,13,23}$ and δ , when the other three are varied within their current 3σ ranges. Both positive and negative Δ are considered. Again one can see that the dependence on the atmospheric mixing angle is stronger than on $|U_{e3}|$. One feature worth explaining is the horizontal line for Δ_{\max} against δ . If $\delta \geq \pi/2$, then $\cos \delta \leq 0$ and $\Delta_{\max} = 2c_{12}^2s_{12}^2\epsilon$, a value reached when $|U_{e3}| = 0$. We stress that the dependence on θ_{12} is rather weak (see also [13]): the maximum Δ as a function of s_{12}^2 changes only by $\simeq 5\%$, a much smaller effect than for the other cases.

A measurement of a flux ratio will be a measurement of Δ and – depending on its magnitude – the allowed ranges of the mixing parameters can be read off Eq. (11) or Fig. 1. Additional information on the angles, no matter if this means a better limit or even a precise measurement, will further constrain the possible values. Let us point out already at this stage of our investigation that there are basically two classes of flux ratios: those whose zeroth order expression, i.e., the ratio for zero θ_{13} and $\theta_{23} = \pi/4$, depends on θ_{12} and those whose zeroth order expression does not depend on θ_{12} . If the zeroth order expression

is independent of θ_{12} , then a measurement of the ratio will be a clean measurement of Δ . As we will see in the next Section, this occurs typically for neutrinos from pion sources. If the zeroth order ratio depends on θ_{12} there will be additional uncertainty due to our imprecise knowledge of θ_{12} and the sensitivity to Δ (or to $\theta_{13,23}$ and δ) is low. If θ_{13} and $\theta_{23} - \pi/4$ are close to zero, then the ratios will be a useful probe of θ_{12} if the zeroth order ratio is a function of this angle.

Now we turn to numerical values and ranges of the probabilities. The probabilities take a particularly simple form for tri-bimaximal mixing (μ - τ symmetry with $\sin^2 \theta_{12} = 1/3$):

$$P_{\text{TBM}} = \begin{pmatrix} \frac{5}{9} & \frac{2}{9} & \frac{2}{9} \\ \cdot & \frac{7}{18} & \frac{7}{18} \\ \cdot & \cdot & \frac{7}{18} \end{pmatrix}. \quad (13)$$

In case of $\sin^2 \theta_{12} = 1/3$ the correction parameter Δ takes the form $\sqrt{2}/9 \cos \delta |U_{e3}| + 4/9 \epsilon$. Let us obtain now the ranges of the mixing probabilities $P_{\alpha\beta}$. To this end, we vary the mixing angles in their allowed ranges given in Eq. (3). Note that due to the fact that the probabilities are CP conserving, they depend only on $\cos \delta$. Consequently the phase δ needs to be varied only between zero and π . The result is

$$P = \left\{ \begin{array}{l} \left(\begin{array}{ccc} 0.51 \div 0.62 & 0.13 \div 0.31 & 0.13 \div 0.32 \\ \cdot & 0.34 \div 0.50 & 0.33 \div 0.40 \\ \cdot & \cdot & 0.33 \div 0.49 \end{array} \right) \text{ (at } 2\sigma \text{) ,} \\ \left(\begin{array}{ccc} 0.48 \div 0.64 & 0.11 \div 0.34 & 0.11 \div 0.35 \\ \cdot & 0.33 \div 0.54 & 0.30 \div 0.41 \\ \cdot & \cdot & 0.33 \div 0.52 \end{array} \right) \text{ (at } 3\sigma \text{) ,} \\ \left(\begin{array}{ccc} 0.45 \div 0.66 & 0.09 \div 0.36 & 0.09 \div 0.36 \\ \cdot & 0.33 \div 0.56 & 0.27 \div 0.41 \\ \cdot & \cdot & 0.33 \div 0.55 \end{array} \right) \text{ (at } 4\sigma \text{) .} \end{array} \right. \quad (14)$$

No survival probability is below $\simeq 33\%$ or above $\simeq 66\%$, whereas no transition probability is below $\simeq 10\%$ or above $\simeq 40\%$. Note that in the general oscillation framework the probabilities depend also on energy and baseline and in addition on the Δm^2 . Consequently, several situations can occur in which a certain $P_{\alpha\beta}$ vanishes or becomes equal to one [36]. This is impossible for the high energy neutrinos under consideration, a property caused in particular by the non-maximal and non-zero value of the solar neutrino mixing angle. Therefore, neutrinos from astrophysical sources are guaranteed to change their flavor.

3 Possible Fluxes and Ratios

In this Section we will first discuss various neutrino sources, all of which possess a characteristic flux composition. We analyze this composition in terms of the solar neutrino

mixing angle and the universal correction parameter Δ . Then we consider various flux ratios, obtain their zeroth order form and their correction, before studying the allowed ranges of the ratios.

3.1 Neutrino Sources and their Flux Composition

A cosmic neutrino source can be classified for our purposes by the initial flux it generates (the flavor composition F). For neutrinos from pion decay one has

$$\begin{aligned} F_{\pi}^{p\gamma} &= (\Phi_e : \Phi_{\bar{e}} : \Phi_{\mu} : \Phi_{\bar{\mu}} : \Phi_{\tau} : \Phi_{\bar{\tau}}) = (1 : 0 : 1 : 1 : 0 : 0) , \\ F_{\pi}^{pp} &= (\Phi_e : \Phi_{\bar{e}} : \Phi_{\mu} : \Phi_{\bar{\mu}} : \Phi_{\tau} : \Phi_{\bar{\tau}}) = (1 : 1 : 2 : 2 : 0 : 0) , \\ \text{or } F_{\pi} &= (\Phi_{e+\bar{e}} : \Phi_{\mu+\bar{\mu}} : \Phi_{\tau+\bar{\tau}}) = (1 : 2 : 0) . \end{aligned} \quad (15)$$

Here Φ_{α} ($\Phi_{\bar{\alpha}}$) denotes the generated flux of neutrinos (anti-neutrinos) with flavor $\alpha = e, \mu, \tau$, whereas $\Phi_{\alpha+\bar{\alpha}}$ is their sum. We have given here two compositions for F_{π} , depending on whether the neutrinos are created by the $p\gamma$ or pp mechanism. The next example are neutron beam sources:

$$\begin{aligned} F_n &= (\Phi_e : \Phi_{\bar{e}} : \Phi_{\mu} : \Phi_{\bar{\mu}} : \Phi_{\tau} : \Phi_{\bar{\tau}}) = (0 : 1 : 0 : 0 : 0 : 0) , \\ \text{or } F_n &= (\Phi_{e+\bar{e}} : \Phi_{\mu+\bar{\mu}} : \Phi_{\tau+\bar{\tau}}) = (1 : 0 : 0) . \end{aligned} \quad (16)$$

We further have muon-damped sources, in which case

$$\begin{aligned} F_{\mu} &= (\Phi_e : \Phi_{\bar{e}} : \Phi_{\mu} : \Phi_{\bar{\mu}} : \Phi_{\tau} : \Phi_{\bar{\tau}}) = (0 : 0 : 1 : 1 : 0 : 0) , \\ \text{or } F_{\mu} &= (\Phi_{e+\bar{e}} : \Phi_{\mu+\bar{\mu}} : \Phi_{\tau+\bar{\tau}}) = (0 : 1 : 0) . \end{aligned} \quad (17)$$

We have given here the flux composition when the initial pions, for which the medium is optically thin, are created by the pp mechanism. In case of the $p\gamma$ mechanism, $(0 : 0 : 1 : 1 : 0 : 0)$ is changed to $(0 : 0 : 1 : 0 : 0 : 0)$, i.e., there are no anti-neutrinos involved.

A measurement at a neutrino telescope will measure a flux Φ_{α}^D , which is not the initial neutrino flux, but the sum of all initial fluxes Φ_{β} times the probability to oscillate into the flavor α :

$$\Phi_{\alpha}^D = \sum_{\beta} P_{\beta\alpha} \Phi_{\beta} . \quad (18)$$

An interesting exercise is to investigate how the composition has changed when the neutrinos reach the earth. While with exact μ - τ symmetry it is well-known that an initial flux of $(1 : 2 : 0)$ is (independent of θ_{12}) altered to $(1 : 1 : 1)$ [4], corrections due to $\theta_{13} \neq 0$ and $\theta_{23} \neq \pi/4$ can be sizable. Indeed, it holds that [13]

$$(1 : 2 : 0) \longrightarrow (1 + 2\Delta : 1 - \Delta : 1 - \Delta) , \quad (19)$$

where the universal correction parameter Δ as defined in Eq. (11) can be up to around ± 0.1 . If we consider the composition in terms of neutrinos and anti-neutrinos, then the detected fluxes depend on the source. For neutrinos from the $p\gamma$ mechanism one has

$$(1 : 0 : 1 : 1 : 0 : 0) \longrightarrow (1 - c_{12}^2 s_{12}^2 + \Delta : c_{12}^2 s_{12}^2 + \Delta : \frac{1}{2}(1 + c_{12}^2 s_{12}^2) : \frac{1}{2}(1 - c_{12}^2 s_{12}^2) - \Delta : \frac{1}{2}(1 + c_{12}^2 s_{12}^2) - \Delta : \frac{1}{2}(1 - c_{12}^2 s_{12}^2)) \xrightarrow{\text{TBM}} (14 : 4 : 11 : 7 : 11 : 7), \quad (20)$$

with $c_{12} = \cos \theta_{12}$ and $s_{12} = \sin \theta_{12}$. We have also simplified the expression for tri-bimaximal (TBM) mixing. If the neutrinos are generated by the pp mechanism, then

$$(1 : 1 : 2 : 2 : 0 : 0) \longrightarrow (1 + 2\Delta : 1 + 2\Delta : 1 - \Delta : 1 - \Delta : 1 - \Delta : 1 - \Delta), \quad (21)$$

$$\xrightarrow{\text{TBM}} (1 : 1 : 1 : 1 : 1 : 1)$$

where the leading term is independent of θ_{12} . If we sum up neutrinos and anti-neutrinos, then the corrections due to breaking of μ - τ symmetry add up to the one from Eq. (19). For neutrinos from a neutron source:

$$(1 : 0 : 0) \longrightarrow (1 - 2c_{12}^2 s_{12}^2 : c_{12}^2 s_{12}^2 + \Delta : c_{12}^2 s_{12}^2 - \Delta) \xrightarrow{\text{TBM}} (5 : 2 : 2), \quad (22)$$

or written in terms of neutrino and anti-neutrino flavor:

$$(0 : 1 : 0 : 0 : 0 : 0) \longrightarrow (0 : 1 - 2c_{12}^2 s_{12}^2 : 0 : c_{12}^2 s_{12}^2 + \Delta : 0 : c_{12}^2 s_{12}^2 - \Delta) \xrightarrow{\text{TBM}} (0 : 5 : 0 : 2 : 0 : 2). \quad (23)$$

Finally, muon-damped sources lead to

$$(0 : 1 : 0) \longrightarrow (c_{12}^2 s_{12}^2 + \Delta : \frac{1}{2}(1 - c_{12}^2 s_{12}^2) - \Delta : \frac{1}{2}(1 - c_{12}^2 s_{12}^2)) \xrightarrow{\text{TBM}} (4 : 7 : 7), \quad (24)$$

or for neutrinos and anti-neutrinos:

$$(0 : 0 : 1 : 1 : 0 : 0) \longrightarrow (c_{12}^2 s_{12}^2 + \Delta : c_{12}^2 s_{12}^2 + \Delta : \frac{1}{2}(1 - c_{12}^2 s_{12}^2) - \Delta : \frac{1}{2}(1 - c_{12}^2 s_{12}^2) - \Delta : \frac{1}{2}(1 - c_{12}^2 s_{12}^2) : \frac{1}{2}(1 - c_{12}^2 s_{12}^2)) \xrightarrow{\text{TBM}} (4 : 4 : 7 : 7 : 7 : 7). \quad (25)$$

Recall that we only have discussed the pp mechanism, for the $p\gamma$ case there are no anti-neutrinos involved, and the corresponding fluxes in Eq. (25) have to be set to zero. With the results obtained for the flux compositions, one can evaluate now the flux ratios, which is what will be done in the following Subsection.

3.2 Flux Ratios

The obvious and well-known conclusion from the previous Subsection is that the relative flux composition is characteristic for the source. If in an experiment one measures the

Observable	Source		
	pion	neutron	muon-damped
$Q \equiv \frac{\Phi_{\mu+\bar{\mu}}^D}{\Phi_{e+\bar{e}}^D + \Phi_{\mu+\bar{\mu}}^D + \Phi_{\tau+\bar{\tau}}^D}$	$\frac{1}{3}(P_{e\mu} + 2P_{\mu\mu})$	$P_{e\mu}$	$P_{\mu\mu}$
$R \equiv \frac{\Phi_{\mu+\bar{\mu}}^D}{\Phi_{e+\bar{e}}^D + \Phi_{\tau+\bar{\tau}}^D}$	$\frac{P_{e\mu} + 2P_{\mu\mu}}{1 - P_{e\mu} + 2(1 - P_{\mu\mu})}$	$\frac{P_{e\mu}}{1 - P_{e\mu}}$	$\frac{P_{\mu\mu}}{1 - P_{\mu\mu}}$
$S \equiv \frac{\Phi_{e+\bar{e}}^D}{\Phi_{\mu+\bar{\mu}}^D + \Phi_{\tau+\bar{\tau}}^D}$	$\frac{P_{ee} + 2P_{e\mu}}{1 - P_{ee} + 2(1 - P_{e\mu})}$	$\frac{P_{ee}}{1 - P_{ee}}$	$\frac{P_{e\mu}}{1 - P_{e\mu}}$
$T \equiv \frac{\Phi_{e+\bar{e}}^D}{\Phi_{\tau+\bar{\tau}}^D}$	$\frac{1 - P_{e\tau} + P_{e\mu}}{P_{e\tau} + 2P_{\mu\tau}} = \frac{P_{ee} + 2P_{e\mu}}{3(1 - P_{e\mu}) - P_{ee} - 2P_{\mu\mu}}$	$\frac{P_{ee}}{P_{e\tau}}$	$\frac{P_{e\mu}}{P_{\mu\tau}}$
	pion ($p\gamma$)	pion (pp)	
$W \equiv \frac{\Phi_{\bar{e}}^D}{\Phi_{e+\bar{e}}^D + \Phi_{\mu+\bar{\mu}}^D + \Phi_{\tau+\bar{\tau}}^D}$	$\frac{1}{3}P_{e\mu}$	$\frac{1}{6}(P_{ee} + 2P_{e\mu})$	P_{ee}
$U \equiv \frac{\Phi_{\bar{e}}^D}{\Phi_{\mu+\bar{\mu}}^D}$	$\frac{P_{e\mu}}{P_{e\mu} + 2P_{\mu\mu}}$	$\frac{1}{2}\frac{P_{ee} + 2P_{e\mu}}{P_{e\mu} + 2P_{\mu\mu}}$	$\frac{P_{ee}}{P_{e\mu}}$
$V \equiv \frac{\Phi_{\bar{e}}^D}{\Phi_{\mu+\bar{\mu}}^D + \Phi_{\tau+\bar{\tau}}^D}$	$\frac{P_{e\mu}}{(1 - P_{ee}) + 2(1 - P_{e\mu})}$	$\frac{1}{2}\frac{P_{ee} + 2P_{e\mu}}{1 - P_{ee} + 2(1 - P_{e\mu})}$	$\frac{P_{ee}}{1 - P_{ee}}$

Table 1: Result for the neutrino flux ratios in terms of the mixing probabilities.

flux ratios instead of the fluxes, the uncertainties associated in particular with the overall magnitude of the fluxes cancel. We will consider here the following possible observables:

$$\begin{aligned}
R &\equiv \frac{\Phi_{\mu+\bar{\mu}}^D}{\Phi_{e+\bar{e}}^D + \Phi_{\tau+\bar{\tau}}^D} , & S &\equiv \frac{\Phi_{e+\bar{e}}^D}{\Phi_{\mu+\bar{\mu}}^D + \Phi_{\tau+\bar{\tau}}^D} , & T &\equiv \frac{\Phi_{e+\bar{e}}^D}{\Phi_{\tau+\bar{\tau}}^D} \\
U &\equiv \frac{\Phi_{\bar{e}}^D}{\Phi_{\mu+\bar{\mu}}^D} , & V &\equiv \frac{\Phi_{\bar{e}}^D}{\Phi_{\mu+\bar{\mu}}^D + \Phi_{\tau+\bar{\tau}}^D} .
\end{aligned} \tag{26}$$

Note that only two of the three ratios R , S and T are independent. The quantities U and V are required for Glashow resonance related measurements. Perhaps more directly related to an actual measurement (though easily obtainable from R, S, T and U, V) is the ratio of the muon neutrino, or anti-electron neutrino, flux divided by the total flux:

$$Q \equiv \frac{\Phi_{\mu+\bar{\mu}}^D}{\Phi_{e+\bar{e}}^D + \Phi_{\mu+\bar{\mu}}^D + \Phi_{\tau+\bar{\tau}}^D} \quad \text{and} \quad W \equiv \frac{\Phi_{\bar{e}}^D}{\Phi_{e+\bar{e}}^D + \Phi_{\mu+\bar{\mu}}^D + \Phi_{\tau+\bar{\tau}}^D} . \tag{27}$$

With the help of Eq. (18), the flavor compositions in Eqs. (15, 16, 17) and the mixing probabilities in Eq. (6) we can evaluate these possible observables in terms of the mixing probabilities $P_{\alpha\beta}$. The results are shown in Table 1. There are several relations between the observables, for instance $R_n = S_{\mu} = 2V_{\mu}$, $S_n = V_n$ and $S_{\pi} = 2V_{\pi}^{pp}$. Note that the ratios W and Q are in some cases direct measures of mixing probabilities.

We can also obtain the expressions for the ratios in case of approximate μ - τ symmetry and for tri-bimaximal mixing. The results are shown in Table 2. Except for three ratios

Observable	Source		
	pion	neutron	muon-damped
$Q = \frac{\Phi_{\mu+\bar{\mu}}^D}{\Phi_{\text{total}}^D}$	$\frac{1}{3}(1 - \Delta)$	$c^2 s^2 + \Delta \xrightarrow{\text{TBM}} \frac{2}{9}$	$\frac{1}{2}(1 - c^2 s^2) - \Delta \xrightarrow{\text{TBM}} \frac{7}{18}$
$R = \frac{\Phi_{\mu+\bar{\mu}}^D}{\Phi_{e+\bar{e}}^D + \Phi_{\tau+\bar{\tau}}^D}$	$\frac{1}{2} - \frac{3}{4} \Delta$	$\frac{c^2 s^2}{1 - c^2 s^2} + \frac{\Delta}{(1 - c^2 s^2)^2} \xrightarrow{\text{TBM}} \frac{2}{7}$	$\frac{1 - c^2 s^2}{1 + c^2 s^2} - 4 \frac{\Delta}{(1 + c^2 s^2)^2} \xrightarrow{\text{TBM}} \frac{7}{11}$
$S = \frac{\Phi_{e+\bar{e}}^D}{\Phi_{\mu+\bar{\mu}}^D + \Phi_{\tau+\bar{\tau}}^D}$	$\frac{1}{2} + \frac{3}{2} \Delta$	$\frac{1 - 2c^2 s^2}{2c^2 s^2} \xrightarrow{\text{TBM}} \frac{5}{4}$	$\frac{c^2 s^2}{1 - c^2 s^2} + \frac{\Delta}{(1 - c^2 s^2)^2} \xrightarrow{\text{TBM}} \frac{2}{7}$
$T = \frac{\Phi_{e+\bar{e}}^D}{\Phi_{\tau+\bar{\tau}}^D}$	$1 + 3\Delta$	$\frac{1 - 2c^2 s^2}{c^2 s^2} + \frac{1 - 2c^2 s^2}{c^4 s^4} \Delta \xrightarrow{\text{TBM}} \frac{5}{2}$	$\frac{2c^2 s^2}{1 - c^2 s^2} + 2 \frac{\Delta}{1 - c^2 s^2} \xrightarrow{\text{TBM}} \frac{4}{7}$
	pion ($p\gamma$)	pion (pp)	
$W = \frac{\Phi_e^D}{\Phi_{\text{total}}^D}$	$\frac{1}{3}(c^2 s^2 + \Delta) \xrightarrow{\text{TBM}} \frac{2}{27}$	$\frac{1}{6}(1 + 2\Delta) \xrightarrow{\text{TBM}} \frac{1}{6}$	$(1 - 2c^2 s^2) \xrightarrow{\text{TBM}} \frac{5}{9}$
$U = \frac{\Phi_e^D}{\Phi_{\mu+\bar{\mu}}^D}$	$c^2 s^2 + (1 + c^2 s^2) \Delta \xrightarrow{\text{TBM}} \frac{2}{9}$	$\frac{1}{2} + \frac{3}{2} \Delta$	$\frac{1 - 2c^2 s^2}{c^2 s^2} - \frac{1 - 2c^2 s^2}{c^4 s^4} \Delta \xrightarrow{\text{TBM}} \frac{5}{2}$
$V = \frac{\Phi_e^D}{\Phi_{\mu+\bar{\mu}}^D + \Phi_{\tau+\bar{\tau}}^D}$	$\frac{1}{2} c^2 s^2 + \frac{1}{2} (1 + c^2 s^2) \Delta \xrightarrow{\text{TBM}} \frac{1}{9}$	$\frac{1}{4} + \frac{3}{4} \Delta$	$\frac{1 - 2c^2 s^2}{2c^2 s^2} \xrightarrow{\text{TBM}} \frac{5}{4}$
			$\frac{1}{2} \frac{c^2 s^2}{1 - c^2 s^2} + \frac{1}{2} \frac{\Delta}{(1 - c^2 s^2)^2} \xrightarrow{\text{TBM}} \frac{1}{7}$

Table 2: The neutrino flux ratios in case of almost exact μ - τ symmetry and for exact μ - τ symmetry with tri-bimaximal mixing. We have defined $c = \cos\theta_{12}$, $s = \sin\theta_{12}$ and Δ is defined as $\Delta \simeq \frac{1}{4} \cos\delta \sin 4\theta_{12} |U_{e3}| + 2s_{12}^2 c_{12}^2 \epsilon$, where $\theta_{23} = \pi/4 - \epsilon$. Φ_{total}^D is the flux of all incoming neutrinos and anti-neutrinos at the detector. If Δ does not appear in a ratio, then there is a quadratic correction, see Section 4.

	R_π	S_π	T_π	$U_\pi^{P\gamma}$	U_π^{PP}	$V_\pi^{P\gamma}$	V_π^{PP}
2σ	$0.47 \div 0.62$	$0.39 \div 0.61$	$0.83 \div 1.30$	$0.11 \div 0.31$	$0.37 \div 0.59$	$0.06 \div 0.17$	$0.19 \div 0.30$
3σ	$0.47 \div 0.66$	$0.37 \div 0.64$	$0.81 \div 1.42$	$0.09 \div 0.33$	$0.34 \div 0.59$	$0.05 \div 0.18$	$0.18 \div 0.32$
4σ	$0.47 \div 0.71$	$0.35 \div 0.66$	$0.81 \div 1.51$	$0.07 \div 0.34$	$0.32 \div 0.59$	$0.04 \div 0.19$	$0.18 \div 0.33$

Table 3: Allowed ranges of the observables from Eq. (26) in case of a pion source.

	R_n	S_n	T_n	U_n	V_n
2σ	$0.14 \div 0.45$	$1.05 \div 1.60$	$1.60 \div 4.48$	$1.64 \div 4.73$	$1.05 \div 1.60$
3σ	$0.12 \div 0.52$	$0.92 \div 1.74$	$1.37 \div 5.53$	$1.41 \div 5.87$	$0.92 \div 1.74$
4σ	$0.10 \div 0.56$	$0.83 \div 1.91$	$1.24 \div 6.74$	$1.26 \div 7.22$	$0.82 \div 1.91$

Table 4: Same as Table 3 for a neutron source.

	R_μ	S_μ	T_μ	U_μ	V_μ
2σ	$0.50 \div 1.02$	$0.14 \div 0.45$	$0.34 \div 0.89$	$0.13 \div 0.46$	$0.07 \div 0.23$
3σ	$0.50 \div 1.16$	$0.12 \div 0.52$	$0.29 \div 1.06$	$0.10 \div 0.51$	$0.06 \div 0.26$
4σ	$0.50 \div 1.30$	$0.10 \div 0.56$	$0.26 \div 1.20$	$0.08 \div 0.53$	$0.05 \div 0.28$

Table 5: Same as Table 3 for a muon-damped source.

(see Section 4) the ubiquitous parameter Δ appears as a correction. This allows for a comparably easy understanding of the results of future measurements of the ratios. In case of a pion source and exact μ - τ symmetry, only the observables related to $p\gamma$ neutrinos, which can be distinguished from pp neutrinos only through measurements of the Glashow resonance, show a dependence on the solar neutrino mixing angle. As alluded to before in Section 2.2, there are ratios whose zeroth order expressions depend on θ_{12} and those whose do not. The latter are good candidates to probe θ_{23} , θ_{13} and δ , because the measured deviation will be directly related to Δ , which in turn weakly depends on θ_{12} . From Table 2 it is obvious that pion sources are the only cases in which the zeroth order ratio is independent of θ_{12} . If the Glashow resonance is taken advantage of, then pp -generated neutrinos are necessary to measure Δ directly. All other sources and ratios depend at zeroth order on θ_{12} and therefore are useful to probe this observable.

Using the whole allowed ranges of the mixing probabilities we can also calculate the currently allowed ranges of the ratios. The results are summarized in Tables 3, 4 and 5. For the sake of completeness, we also give the ranges of Q and W from Eq. (27) in Table 6. Recall again that with a muon-damped source we consider the pp mechanism. For $p\gamma$ neutrinos and for damped muons the ratios R, S, T and Q are identical to the expressions in Tables 1 and 2 and to the ranges in Tables 3, 4, 5, 6. However, since no anti-neutrinos

	Q_π	$W_\pi^{p\gamma}$	W_π^{pp}	Q_n	W_n	Q_μ	W_μ
2σ	$0.32 \div 0.38$	$0.04 \div 0.10$	$0.14 \div 0.19$	$0.13 \div 0.31$	$0.51 \div 0.62$	$0.34 \div 0.50$	$0.06 \div 0.16$
3σ	$0.32 \div 0.40$	$0.03 \div 0.11$	$0.14 \div 0.20$	$0.11 \div 0.34$	$0.48 \div 0.63$	$0.33 \div 0.54$	$0.05 \div 0.17$
4σ	$0.32 \div 0.42$	$0.03 \div 0.12$	$0.13 \div 0.20$	$0.09 \div 0.36$	$0.45 \div 0.66$	$0.33 \div 0.56$	$0.04 \div 0.18$

Table 6: Allowed ranges of the observables from Eq. (27).

are involved in such cases, U , V and W are zero.

Even though we focus in this paper only on the functional dependence of the ratios, the question arises whether one can identify the neutrino source through the measurement of a ratio. While such an analysis is beyond the scope of the present paper (see, e.g., Refs. [10, 11, 12, 14] for discussions), we give here a few comments. As seen from Tables 3, 4 and 5, already for the 2σ values of the oscillation parameters, the ranges of the ratios can overlap, in particular for pion and muon-damped sources. This is also illustrated in Fig. 3, where we show the ratios R and U as a function of $\sin^2 \theta_{12}$ when the other oscillation parameters are allowed to vary within their current 3σ ranges. In this Figure and in all of the following ones we have been using the exact, lengthy mixing probabilities and not the approximate formulae from Table 2. A value of $R \simeq 1/2$ seems to indicate from the upper plot of Fig. 3 that all three sources are allowed. Note however that, for instance, R has quite different zeroth order values (for simplicity we use tri-bimaximal mixing here), namely $\frac{1}{2}$, $\frac{2}{7}$ and $\frac{7}{11}$ for pion, neutron and muon-damped sources, respectively. Indeed from Table 2 it is clear that R_n and R_μ both around $\simeq 1/2$ would require large and positive $\Delta \sim 0.1$, whereas $R_\pi \simeq 1/2$ goes with small Δ . In addition, neutron source fluxes have a large $\bar{\nu}_e$ content and therefore large U , as confirmed by Fig. 3. Measuring smaller U than expected for a neutron source leaves us only with pion or muon-damped sources. Since large and positive Δ is expected for the latter, there will be obvious neutrino oscillation phenomenology since almost maximal breaking of μ - τ symmetry is required, see Figs. 1 and 2. Other examples easily read off Fig. 3 are the following: having R above 0.66 will mean a muon-damped source, R well below 0.5 will rule out pion and muon-damped sources. Measuring U below 0.5 rules out pions generated by the $p\gamma$ mechanism and also muon-damped sources. In general, ratios using the Glashow resonance have a smaller value for $p\gamma$ sources than for pp sources, unless the oscillation parameters take extreme values. For instance, $U_\pi^{p\gamma}$ has the zeroth order value $\frac{2}{9}$, while $U_\pi^{pp} = \frac{1}{2}$. Another example is that a muon-damped source fed with pions from $p\gamma$ collisions contains no electron anti-neutrinos and would have $U = 0$. All in all, in combination [10, 11, 12, 14] with issues like astrophysical observations, energy dependent differences of the various sources, there will be the possibility to distinguish the sources.

4 Ratios almost only depending on θ_{12}

We have seen in Section 2.2 that the probabilities P_{ee} and $P_{\mu\tau}$ are special since they receive corrections due to non-zero θ_{13} and $\cos 2\theta_{23}$ only at second order. Moreover, the correction for P_{ee} is a function only of $|U_{e3}|^2$. Constructing a ratio out of this probability will therefore be very interesting. Indeed, one can successfully construct such an observable, namely the ratios S and V in the case of a neutron source:

$$S_n \equiv \frac{\Phi_{e+\bar{e}}^D}{\Phi_{\mu+\bar{\mu}}^D + \Phi_{\tau+\bar{\tau}}^D} = V_n \equiv \frac{\Phi_{\bar{e}}^D}{\Phi_{\mu+\bar{\mu}}^D + \Phi_{\tau+\bar{\tau}}^D} = \frac{P_{ee}}{P_{e\mu} + P_{e\tau}} = \frac{P_{ee}}{1 - P_{ee}} \quad (28)$$

$$\simeq \frac{1 - 2c_{12}^2 s_{12}^2}{2c_{12}^2 s_{12}^2} - \frac{1 - 2c_{12}^2 s_{12}^2}{2c_{12}^4 s_{12}^4} |U_{e3}|^2 ,$$

which is independent of the atmospheric neutrino mixing angle and on the CP phase δ . With $\sin^2 \theta_{12} = 1/3$ one has $S_n = V_n \simeq 5/4 - 45/8 |U_{e3}|^2$. With the small dependence of this quantity on $|U_{e3}|$ it can serve as an interesting observable to probe the solar neutrino mixing angle. We show in Fig. 4 the dependence of $P_{ee}/(1 - P_{ee})$ on $|U_{e3}|$ for different values of $\sin^2 \theta_{12}$, which cover its currently allowed 3σ range. For all values of $|U_{e3}| \lesssim 0.1$ there is basically no dependence on it and the ratio varies strongly with $\sin^2 \theta_{12}$, from 1.74 for $\sin^2 \theta_{12} = 0.24$ and 1.08 for $\sin^2 \theta_{12} = 0.40$. We stress that the reason for the simple functional dependence of S_n and V_n is that in the denominator we have summed over muon and tau neutrinos. As a comparison, the ratio T , which is just the ratio of electron to tau neutrinos, is given for a neutron source by

$$T_n = \frac{\Phi_{e+\bar{e}}^D}{\Phi_{\tau+\bar{\tau}}^D} = \frac{P_{ee}}{P_{e\tau}} \simeq \frac{1 - 2c_{12}^2 s_{12}^2}{c_{12}^2 s_{12}^2} + \frac{1 - 2c_{12}^2 s_{12}^2}{c_{12}^4 s_{12}^4} \Delta . \quad (29)$$

There can be sizable dependence on $|U_{e3}| \cos \delta$ and $\sin^2 \theta_{23}$ which is illustrated in Fig. 5, where we show the ratio T for a fixed value of $\sin^2 \theta_{12} = 0.30$. Another example for a simple ratio can also be identified in Tables 1 and 2. This is W_n , the flux of anti-electron neutrinos divided by the sum of all neutrinos for a neutron source. It is simply given by P_{ee} . Consequently, $W_n \simeq (1 - 2c_{12}^2 s_{12}^2)(1 - 2|U_{e3}|^2)$, which varies however less than S_n with the solar neutrino mixing angle: it ranges from 0.64 for $\sin^2 \theta_{12} = 0.24$ to 0.48 for $\sin^2 \theta_{12} = 0.40$.

The other mixing probability receiving only quadratic corrections due to non-zero $|U_{e3}|$ and non-maximal θ_{23} is $P_{\mu\tau}$. It is also possible to construct a ratio depending solely on it: consider the ratio of tau neutrinos and the sum of electron and muon neutrinos⁵. If the neutrinos stem from a muon-damped source, then

$$\frac{\Phi_{\tau+\bar{\tau}}^D}{\Phi_{e+\bar{e}}^D + \Phi_{\mu+\bar{\mu}}^D} = \frac{P_{\mu\tau}}{P_{e\mu} + P_{\mu\mu}} = \frac{P_{\mu\tau}}{1 - P_{\mu\tau}} \simeq \frac{1 - c_{12}^2 s_{12}^2}{1 + c_{12}^2 s_{12}^2} , \quad (30)$$

plus corrections of second order in $|U_{e3}|$ and $\theta_{23} - \pi/4$. The range of the leading term is between 0.69 for $\sin^2 \theta_{12} = 0.24$ and 0.61 for $\sin^2 \theta_{12} = 0.40$, i.e., significantly smaller than

⁵This flux can be obtained from the considered fluxes R and S by evaluating $(R/(1+R)+S/(1+S))^{-1}-1$.

the corresponding range for S_n or V_n . Alternatively, in the denominator of Eq. (30) one could include $\Phi_{\tau+\bar{\tau}}^D$, in which case the ratio would be just $P_{\mu\tau}$. Its range is between 0.41 and 0.30 if $\sin^2\theta_{12}$ is varied between 0.24 and 0.40.

Eventually, in an experiment one will presumably measure several ratios and reconstruct the neutrino parameters with global fits [14]. However, ratios which depend solely on one mixing angle would allow for a particularly illustrative, clear and clean measurement. In addition, the ratios presented here serve to illustrate that neutron and muon-damped sources are good candidates to probe θ_{12} .

An issue related to the problem of identifying the neutrino source, as mentioned at the end of Section 3.2, is the following: what if neutrinos from a neutron or a muon-damped source are polluted by neutrinos from usual pion sources? Denoting the relative flux from this source with η , one can show that

$$S_n = \frac{P_{ee}(1+\eta) + 2\eta P_{e\mu}}{(1-P_{ee})(1+\eta) + 2\eta(1-P_{e\mu})} \simeq \frac{1 - 2c_{12}^2 s_{12}^2}{2c_{12}^2 s_{12}^2} + \frac{3c_{12}^2 s_{12}^2 - 1}{2c_{12}^4 s_{12}^4} \eta, \quad (31)$$

plus higher order terms. The correction can be sizable, with $\sin^2\theta_{12} = 1/3$ one has $S_n \simeq 5/4 - 27/8\eta$. Knowing that the pollution is below 5% would be necessary to have a correction to Eq. (28) below 10%.

5 Comparison of Flux Ratios for almost maximal θ_{23} and for negligible U_{e3}

Now we will study the sensitivity of the flux ratios if (A) θ_{23} is close-to maximal and (B) if $|U_{e3}|$ is close to zero. One possibility for this situation to happen is through special breaking of μ - τ symmetry, which usually always implies deviation from zero U_{e3} and from maximal θ_{23} [39, 34]. In the symmetry limit and for a normal mass hierarchy we have the following mass matrix⁶ [39]:

$$m_\nu = \frac{\sqrt{\Delta m_A^2}}{2} \begin{pmatrix} a\varepsilon^2 & b\varepsilon & b\varepsilon \\ \cdot & 1+\varepsilon & -1 \\ \cdot & \cdot & 1+\varepsilon \end{pmatrix}, \quad (32)$$

where $\varepsilon^2 = \mathcal{O}(\Delta m_\odot^2/\Delta m_A^2)$. The two interesting breaking scenarios correspond to different locations of the symmetry breaking term [39]. The first case we call scenario A and it occurs if there is μ - τ symmetry breaking in the electron sector of m_ν , i.e.,

$$m_\nu^A = \frac{\sqrt{\Delta m_A^2}}{2} \begin{pmatrix} a\varepsilon^2 & b\varepsilon & d\varepsilon \\ \cdot & 1+\varepsilon & -1 \\ \cdot & \cdot & 1+\varepsilon \end{pmatrix}. \quad (33)$$

⁶This particular form of the mass matrix is motivated by an approximate flavor symmetry $U(1)_{L_e}$ times the μ - τ exchange symmetry, where ε denotes the strength of $U(1)_{L_e}$ breaking.

Then we have that $|U_{e3}| \gg |\theta_{23} - \pi/4|$. For breaking of the symmetry in the μ - τ sector, i.e.,

$$m_\nu^B = \frac{\sqrt{\Delta m_A^2}}{2} \begin{pmatrix} a \varepsilon^2 & b \varepsilon & b \varepsilon \\ \cdot & 1 + \varepsilon & -1 \\ \cdot & \cdot & 1 + d \varepsilon \end{pmatrix}, \quad (34)$$

one finds that $|U_{e3}| \ll |\theta_{23} - \pi/4|$. We denote this case with scenario B. Of course, other scenarios are possible in which $|\theta_{23} - \pi/4| \gg \theta_{13}$ or $|\theta_{23} - \pi/4| \ll \theta_{13}$, and this particular example based on μ - τ symmetry breaking serves just as an illustrative example.

As shown in Sections 2.2 and 3, the sensitivity on the neutrino parameters is governed by the universal correction parameter Δ . We give the dependence of Δ on $|U_{e3}|$ and on $\sin^2 \theta_{23}$ in Fig. 6 for scenario A (when θ_{23} is very close to $\pi/4$) and scenario B (when $|U_{e3}|$ is negligible). The two values of $\sin^2 \theta_{12}$ correspond to the current 2σ range. To take these scenarios into account, we varied in scenario A the parameter $|U_{e3}|$ and set atmospheric neutrino mixing to maximal. For scenario B we varied $\sin^2 \theta_{23}$ and fixed $|U_{e3}| = 1.7 (\theta_{23} - \pi/4)^2$. From the Figure we can draw the following lessons: in the case of negligible $|U_{e3}|$ the dependence on δ and θ_{12} is very weak. This is trivial for δ , because it is always related to $|U_{e3}|$. Regarding θ_{12} , the limited dependence of Δ on this parameter was noted in Section 2.2. In this special case of vanishing U_{e3} it occurs because the allowed range of $s_{12}^2 c_{12}^2$ is smaller than the allowed range of s_{12}^2 alone. For instance, if $\sin^2 \theta_{12}$ ranges from 0.26 to 0.36, then $s_{12}^2 c_{12}^2 = 0.19 \div 0.23$. This indicates that for small $|U_{e3}|$ the mixing probabilities and consequently the flux ratios can serve as a useful probe for the atmospheric neutrino mixing angle θ_{23} . Its octant, i.e., $\sin^2 \theta_{23}$ above or below $1/2$, reflects always in positive or negative Δ . If the zeroth order ratio is a function of θ_{12} , then this ratio will be a particularly promising probe for this angle. In case the zeroth order ratio is just a number, the sensitivity for θ_{12} is low.

We have seen in Section 2.2 that Δ depends on θ_{23} stronger than on the other parameters. This can be underlined here: if θ_{23} is close to $\pi/4$, then Δ is typically smaller than for negligible θ_{13} . Compare the situation $\epsilon = 0.1$ and $|U_{e3}| = 0$ with $|U_{e3}| = 0.1$ and $\epsilon = 0$, i.e., μ - τ symmetry breaking of equal size (note that $\sin^2 \theta_{23} \simeq 1/2 - \epsilon$). Δ is around -0.05 for the first case, but smaller than 0.02 in absolute value for the second case. This feature has also been noted already in Section 2.2. It occurs because in Eq. (11) the factor in front of $|U_{e3}|$ is roughly two times smaller than the term to which ϵ is proportional to. A smaller correction means that the sensitivity to θ_{13} and δ in case of maximal θ_{23} will be smaller than the sensitivity to θ_{23} in case of negligible U_{e3} . However, a small correction implies that it will be easier to probe θ_{12} if the zeroth order ratio depends on it.

As an example for the difference of the ratios within these two scenarios, we show in Figs. 7 and 8 the ratios R and U for two representative values of $\sin^2 \theta_{12}$. For scenario A (B) we varied $|U_{e3}|$ ($\sin^2 \theta_{23}$) and fixed $\theta_{23} - \pi/4 = 1.7 |U_{e3}|^2$ ($|U_{e3}| = 1.7 (\theta_{23} - \pi/4)^2$). Only R_π and U_π^{pp} are at zeroth order independent of θ_{12} . If θ_{13} is negligible, then there is in this case hardly any dependence on θ_{12} , but a rather strong dependence on θ_{23} . Its octant, i.e.,

$\sin^2 \theta_{23}$ above or below $1/2$, reflects always in positive or negative Δ . All other ratios will be good probes for the angle θ_{12} . A criterion for this statement might be that the two branches for $\sin^2 \theta_{12} = 0.26$ and 0.36 are separated. If θ_{23} is close to $\pi/4$, then this is true even for very large values of $|U_{e3}|$. In particular for neutron sources the dependence on θ_{12} is strong.

Let us discuss one ratio in more detail, namely R as plotted in Fig. 7. In scenarios A and B it holds for neutrinos from a pion source

$$R_\pi^A \simeq \frac{1}{2} - \frac{3}{16} \cos \delta \sin 4\theta_{12} |U_{e3}|, \quad R_\pi^B \simeq \frac{1}{2} - \frac{3}{8} \sin^2 2\theta_{12} \epsilon, \quad (35)$$

where $\epsilon = \pi/4 - \theta_{23} \simeq \sin^2 \theta_{23} - \frac{1}{2}$. Turning to neutrinos from muon-damped and neutron sources, we only note that for zero θ_{13} one can obtain simple exact expressions for R , namely

$$R_n^B = \frac{2 c_{12}^2 s_{12}^2 c_{23}^2}{1 - 2 c_{12}^2 s_{12}^2 c_{23}^2} \simeq \frac{c_{12}^2 s_{12}^2}{1 - c_{12}^2 s_{12}^2} + \frac{2 c_{12}^2 s_{12}^2}{(1 - c_{12}^2 s_{12}^2)^2} \epsilon. \quad (36)$$

and

$$\begin{aligned} R_\mu^B &= \frac{1}{c_{23}^2} \frac{1}{1 + c_{12}^2 s_{12}^2 - (1 - c_{12}^2 s_{12}^2) \cos 2\theta_{23}} - 1 \\ &\simeq \frac{1 - c_{12}^2 s_{12}^2}{1 + c_{12}^2 s_{12}^2} - 8 \frac{c_{12}^2 s_{12}^2}{(1 + c_{12}^2 s_{12}^2)^2} \epsilon. \end{aligned} \quad (37)$$

6 Summary

Flux ratios of high energy neutrinos are an alternative method to obtain information on the neutrino mixing angles and the CP phase. Some issues related to the neutrino mixing phenomenology in this framework were investigated for the first time in this work. We have studied general aspects of the mixing probabilities, such as the number of independent probabilities (namely two) or its allowed ranges. Mainly due to non-zero and non-maximal solar neutrino mixing, no probability can take the trivial values zero or one, as can be seen in Eqs. (10, 14). This is in contrast to the general oscillation framework. Hence, high energy neutrinos will certainly change their flavor when traveling from an astrophysical source to a terrestrial detector. At zeroth order, lepton mixing can be described by μ - τ symmetry, and the first order correction Δ to the mixing probabilities due to non-zero U_{e3} and non-maximal θ_{23} is universal. It has always the same dependence on $\theta_{13,23}$ and δ :

$$\Delta \equiv \frac{1}{4} \sin 4\theta_{12} \cos \delta |U_{e3}| + 2 \cos^2 \theta_{12} \sin^2 \theta_{12} \left(\frac{1}{2} - \sin^2 \theta_{23} \right) \simeq -0.1 \div 0.1.$$

We have used this to evaluate the relative compositions of the neutrino fluxes for three possible sources: pion decay, neutron decay, and muon-damping. For instance an initial flavor composition $(1 : 2 : 0)$ is modified by oscillations to $(1 + 2 \Delta : 1 - \Delta : 1 - \Delta)$. Various flux ratios were considered (Table 1), their allowed ranges were given (Tables 3, 4, 5, 6) and their leading correction from μ - τ symmetry breaking was obtained (Table 2). The

latter is almost always a function of Δ . For the example of an initial flavor composition (1 : 2 : 0) the measurable ratio of muon neutrinos to the sum of all neutrinos is $\frac{1}{3}(1 - \Delta)$. The main point we wish to make in this paper is the following: a measurement of a ratio is a measurement of Δ – and therefore of θ_{13} , θ_{23} and δ – if the zeroth order expression is known with sufficient precision. In particular, if the zeroth order expression does not depend on θ_{12} , then there is no additional uncertainty on Δ , which in turn weakly depends on θ_{12} . This is true for flux ratios of neutrinos stemming from pion sources, except for Glashow resonance related measurements of $p\gamma$ neutrinos. Flux ratios from other sources depend in leading order on θ_{12} and are useful to probe this angle. Schematically, one may write

$$\text{Ratio}(\pi) = f(\Delta) \quad , \quad \text{Ratio}(\text{neutron, muon-damped}) = g(\theta_{12}) + h(\theta_{12}) \Delta \quad .$$

The allowed ranges of $|U_{e3}|$ and $\sin^2 \theta_{23}$ leading to certain values of Δ are plotted in Fig. 1 and the maximal or minimal possible Δ is plotted in Fig. 2. The dependence on $\sin^2 \theta_{23}$ is stronger than the dependence on $|U_{e3}|$. We have illustrated this feature in cases when θ_{13} is negligible and the deviation from maximal atmospheric mixing is sizable and vice versa. There can be certain situations for neutron and muon-damped sources in which there is no first order correction to a ratio. One interesting example is the ratio of electron to muon plus tau neutrinos in case of a neutron source, as given in Eq. (28). It is a function of the electron neutrino survival probability only, and therefore a function of θ_{12} plus quadratic corrections of only $\sin^2 \theta_{13}$. This underlines the usefulness of the source for measuring θ_{12} .

Acknowledgments

I thank Elisa Resconi for discussions and Kathrin Hochmuth for encouragement and careful reading of the manuscript. This work was supported by the “Deutsche Forschungsgemeinschaft” under project number RO-2516/3-1.

A Appendix: Mixing Probabilities

For the sake of completeness we give here the full expressions for the mixing probability of electron into muon neutrinos

$$P_{e\mu} = 2 c_{13}^2 \left(c_{12}^2 s_{12}^2 c_{23}^2 + (c_{12}^4 + s_{12}^2) s_{13}^2 s_{23}^2 + c_{12} s_{12} c_{23} s_{23} c_{\delta} (c_{12} - s_{12})(c_{12} + s_{12}) s_{13} \right) \quad , \quad (\text{A-1})$$

and the survival probability of muon neutrinos:

$$\begin{aligned} P_{\mu\mu} = & 1 - 2 c_{12}^4 c_{23}^2 s_{23}^2 s_{13}^2 \\ & + 2 \left((s_{12}^2 ((s_{13}^4 + (4 c_{\delta}^2 - 1) s_{13}^2 + 1) s_{23}^2 - 1) - c_{13}^2 s_{23}^2) c_{23}^2 \right. \\ & \quad \left. + s_{13}^2 s_{23}^2 (c_{13}^2 s_{12}^2 - (c_{13}^2 + s_{12}^2) s_{23}^2) \right) c_{12}^2 \\ & + s_{23} \left(-2 (c_{23}^2 c_{13}^4 + (c_{13}^2 + c_{23}^2 s_{12}^2) s_{13}^2) s_{23} s_{12}^2 \right. \\ & \quad \left. - 2 c_{12} s_{12} c_{23} c_{\delta} (c_{12} - s_{12})(c_{12} + s_{12}) (c_{13}^2 + (s_{13}^2 + 1) (c_{23} - s_{23})(c_{23} + s_{23})) s_{13} \right) \quad . \end{aligned} \quad (\text{A-2})$$

With the help of Eqs. (7, 8) all other probabilities can be constructed out of these two formulae.

References

- [1] For recent reviews, see R. N. Mohapatra *et al.*, hep-ph/0510213; R. N. Mohapatra and A. Y. Smirnov, hep-ph/0603118; A. Strumia and F. Vissani, hep-ph/0606054.
- [2] P. Huber, M. Lindner, M. Rolinec, T. Schwetz and W. Winter, Phys. Rev. D **70**, 073014 (2004); S. Choubey, hep-ph/0509217; A. Blondel, A. Cervera-Villanueva, A. Donini, P. Huber, M. Mezzetto and P. Strolin, Acta Phys. Polon. B **37**, 2077 (2006).
- [3] J. G. Learned and K. Mannheim, Ann. Rev. Nucl. Part. Sci. **50**, 679 (2000); T. K. Gaisser, F. Halzen and T. Stanev, Phys. Rept. **258**, 173 (1995) [Erratum-ibid. **271**, 355 (1996)].
- [4] J. G. Learned and S. Pakvasa, Astropart. Phys. **3**, 267 (1995); R. M. Crocker, F. Melia and R. R. Volkas, Astrophys. J. Suppl. **130**, 339 (2000); L. Bento, P. Keranen and J. Maalampi, Phys. Lett. B **476**, 205 (2000); H. Athar, M. Jezabek and O. Yasuda, Phys. Rev. D **62**, 103007 (2000).
- [5] Y. Farzan and A. Y. Smirnov, Phys. Rev. D **65**, 113001 (2002).
- [6] L. A. Anchordoqui, H. Goldberg, F. Halzen and T. J. Weiler, Phys. Lett. B **621**, 18 (2005).
- [7] P. Bhattacharjee and N. Gupta, hep-ph/0501191.
- [8] P. D. Serpico and M. Kachelriess, Phys. Rev. Lett. **94**, 211102 (2005).
- [9] M. L. Costantini and F. Vissani, Astropart. Phys. **23**, 477 (2005).
- [10] T. Kashti and E. Waxman, Phys. Rev. Lett. **95**, 181101 (2005).
- [11] P. D. Serpico, Phys. Rev. D **73**, 047301 (2006).
- [12] Z. Z. Xing and S. Zhou, Phys. Rev. D **74**, 013010 (2006).
- [13] Z. Z. Xing, Phys. Rev. D **74**, 013009 (2006).
- [14] W. Winter, Phys. Rev. D **74**, 033015 (2006).
- [15] M. Kachelriess and R. Tomas, Phys. Rev. D **74**, 063009 (2006).
- [16] K. R. S. Balaji, G. Couture and C. Hamzaoui, Phys. Rev. D **74**, 033013 (2006); D. Majumdar and A. Ghosal, hep-ph/0608334.

- [17] J. P. Rachen and P. Meszaros, Phys. Rev. D **58**, 123005 (1998).
- [18] J. Ahrens *et al.* [The IceCube Collaboration], Nucl. Phys. Proc. Suppl. **118**, 388 (2003).
- [19] <http://www.km3net.org>
- [20] E. Aslanides *et al.* [ANTARES Collaboration], astro-ph/9907432.
- [21] S. E. Tzamarias [NESTOR Collaboration], Nucl. Instrum. Meth. A **502** (2003) 150.
- [22] E. Migneco *et al.*, Nucl. Phys. Proc. Suppl. **136**, 61 (2004).
- [23] E. Andres *et al.*, Astropart. Phys. **13**, 1 (2000).
- [24] V. Balkanov *et al.*, Astropart. Phys. **14**, 61 (2000).
- [25] J. F. Beacom, N. F. Bell, D. Hooper, S. Pakvasa and T. J. Weiler, Phys. Rev. D **68**, 093005 (2003) [Erratum-ibid. D **72**, 019901 (2005)].
- [26] J. G. Learned and S. Pakvasa, Astropart. Phys. **3**, 267 (1995).
- [27] T. DeYoung, S. Razzaque and D. F. Cowen, astro-ph/0608486.
- [28] J. F. Beacom, N. F. Bell, D. Hooper, S. Pakvasa and T. J. Weiler, Phys. Rev. Lett. **90**, 181301 (2003); Phys. Rev. D **69**, 017303 (2004).
- [29] J. F. Beacom, N. F. Bell, D. Hooper, J. G. Learned, S. Pakvasa and T. J. Weiler, Phys. Rev. Lett. **92**, 011101 (2004); P. Keranen, J. Maalampi, M. Myyrylainen and J. Riittinen, Phys. Lett. B **574**, 162 (2003).
- [30] K. Enqvist, P. Keranen and J. Maalampi, Phys. Lett. B **438**, 295 (1998); G. Domokos and S. Kovesi-Domokos, Phys. Lett. B **410**, 57 (1997).
- [31] D. Hooper, D. Morgan and E. Winstanley, Phys. Lett. B **609**, 206 (2005); Phys. Rev. D **72**, 065009 (2005); M. C. Gonzalez-Garcia, F. Halzen and M. Maltoni, Phys. Rev. D **71**, 093010 (2005); L. A. Anchordoqui, H. Goldberg, M. C. Gonzalez-Garcia, F. Halzen, D. Hooper, S. Sarkar and T. J. Weiler, Phys. Rev. D **72**, 065019 (2005).
- [32] B. Pontecorvo, Sov. Phys. JETP **6**, 429 (1957) [Zh. Eksp. Teor. Fiz. **33**, 549 (1957)]; Sov. Phys. JETP **7**, 172 (1958) [Zh. Eksp. Teor. Fiz. **34**, 247 (1957)]; Z. Maki, M. Nakagawa and S. Sakata, Prog. Theor. Phys. **28**, 870 (1962).
- [33] T. Schwetz, Phys. Scripta **T127**, 1 (2006); M. Maltoni, T. Schwetz, M. A. Tortola and J. W. F. Valle, New J. Phys. **6**, 122 (2004), hep-ph/0405172v5.

- [34] An incomplete list of references is T. Fukuyama and H. Nishiura, hep-ph/9702253; R. N. Mohapatra and S. Nussinov, Phys. Rev. D **60**, 013002 (1999); E. Ma and M. Raidal, Phys. Rev. Lett. **87**, 011802 (2001); C. S. Lam, Phys. Lett. B **507**, 214 (2001); P.F. Harrison and W. G. Scott, Phys. Lett. B **547**, 219 (2002); T. Kitabayashi and M. Yasue, Phys. Rev. D **67**, 015006 (2003); W. Grimus and L. Lavoura, Phys. Lett. B **572**, 189 (2003); J. Phys. G **30**, 73 (2004); Y. Koide, Phys. Rev. D **69**, 093001 (2004); A. Ghosal, hep-ph/0304090; W. Grimus, A. S. Joshipura, S. Kaneko, L. Lavoura, H. Sawanaka, M. Tanimoto, Nucl. Phys. B **713**, 151 (2005); R. N. Mohapatra, JHEP **0410**, 027 (2004); A. de Gouvea, Phys. Rev. D **69**, 093007 (2004); S. Choubey and W. Rodejohann, Eur. Phys. J. C **40**, 259 (2005); R. N. Mohapatra and W. Rodejohann, Phys. Rev. D **72**, 053001 (2005); R. N. Mohapatra and S. Nasri, Phys. Rev. D **71**, 033001 (2005); R. N. Mohapatra, S. Nasri and H. B. Yu, Phys. Lett. B **615**, 231 (2005); Phys. Rev. D **72**, 033007 (2005); Y. H. Ahn *et al.*, Phys. Rev. D **73**, 093005 (2006); hep-ph/0610007; T. Ota and W. Rodejohann, Phys. Lett. B **639**, 322 (2006); K. Fuki, M. Yasue, hep-ph/0608042; B. Brahmachari and S. Choubey, Phys. Lett. B **642**, 495 (2006); W. Grimus and L. Lavoura, hep-ph/0611149.
- [35] P. F. Harrison, D. H. Perkins and W. G. Scott, Phys. Lett. B **530**, 167 (2002); Phys. Lett. B **535**, 163 (2002); Z. Z. Xing, Phys. Lett. B **533**, 85 (2002); X. G. He and A. Zee, Phys. Lett. B **560**, 87 (2003); see also L. Wolfenstein, Phys. Rev. D **18**, 958 (1978). For perturbations to this mixing scheme, see F. Plentinger and W. Rodejohann, Phys. Lett. B **625**, 264 (2005); J. D. Bjorken, P. F. Harrison and W. G. Scott, Phys. Rev. D **74**, 073012 (2006); X. G. He and A. Zee, hep-ph/0607163.
- [36] E. K. Akhmedov, R. Johansson, M. Lindner, T. Ohlsson and T. Schwetz, JHEP **0404**, 078 (2004).
- [37] G. L. Fogli, E. Lisi, A. Mirizzi, D. Montanino and P. D. Serpico, Phys. Rev. D **74**, 093004 (2006); O. Mena, I. Mocioiu and S. Razzaque, astro-ph/0612325.
- [38] M. Koike, T. Ota and J. Sato, Phys. Rev. D **65**, 053015 (2002); J. Burguet-Castell, M. B. Gavela, J. J. Gomez-Cadenas, P. Hernandez and O. Mena, Nucl. Phys. B **608**, 301 (2001); H. Minakata and H. Nunokawa, JHEP **0110**, 001 (2001); V. Barger, D. Marfatia and K. Whisnant, Phys. Rev. D **65**, 073023 (2002); P. Huber, M. Lindner and W. Winter, Nucl. Phys. B **645**, 3 (2002).
- [39] R. N. Mohapatra, JHEP **0410**, 027 (2004).

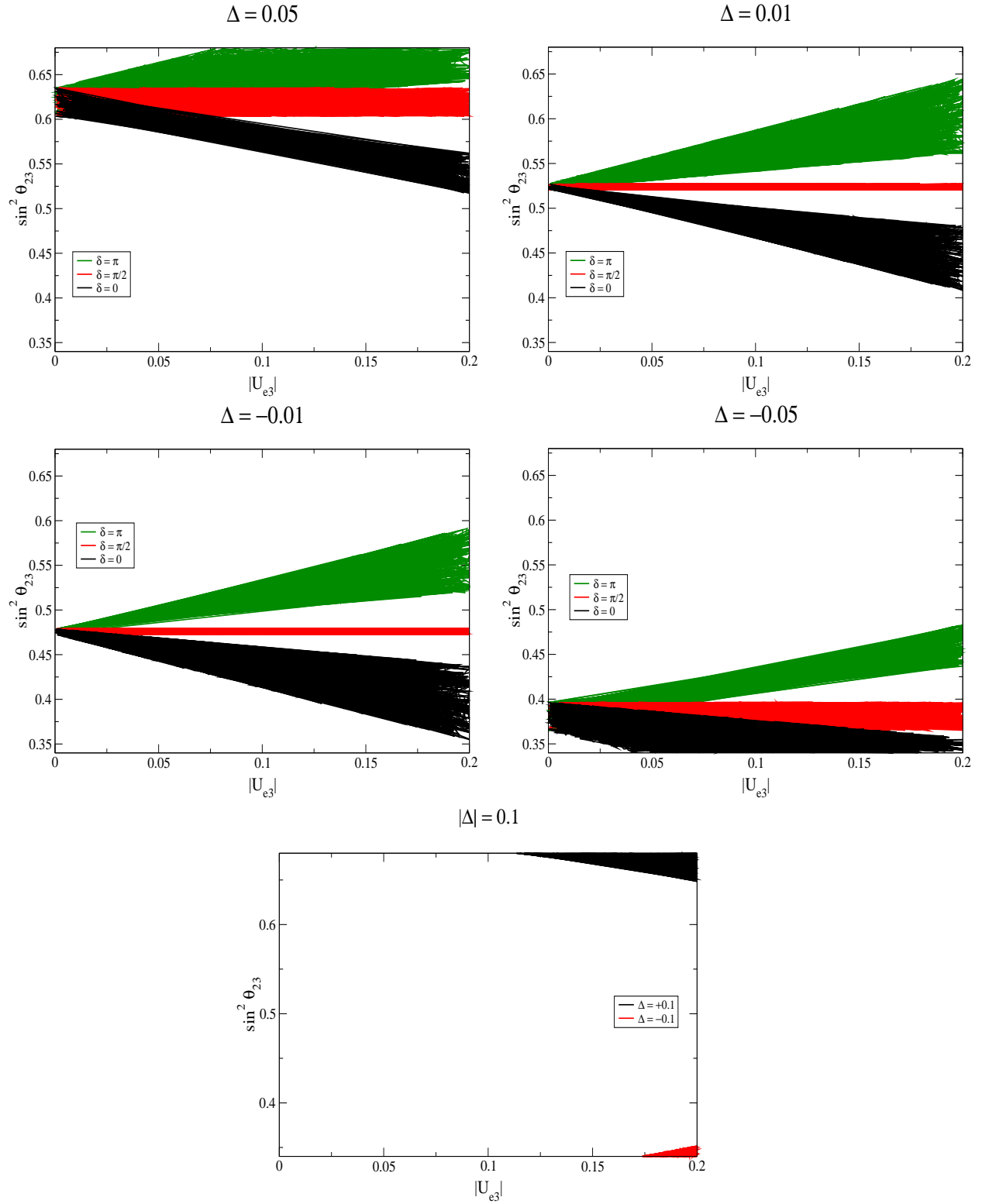


Figure 1: The ranges of θ_{13} and θ_{23} giving different values of $\Delta = \frac{1}{4} \cos \delta \sin 4\theta_{12} |U_{e3}| + 2 s_{12}^2 c_{12}^2 \epsilon$, where $\theta_{23} = \pi/4 - \epsilon$. The four upper plots are for different values of $\delta = \pi$ (upper or green range), $\delta = \pi/2$ (middle or red range) and $\delta = 0$ (lower or black range). The lowest plot has δ as a free parameter.

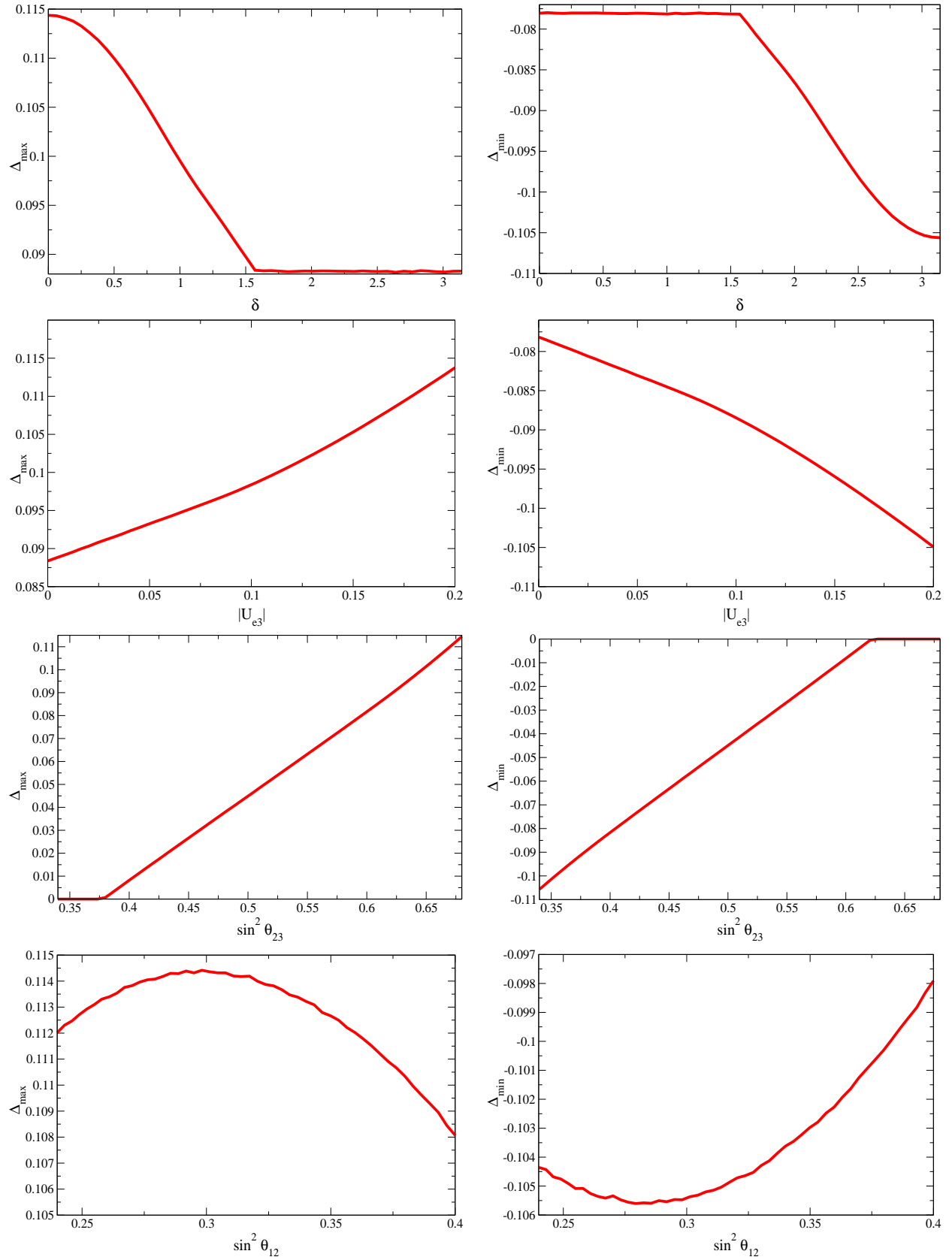


Figure 2: The largest and smallest possible value of Δ as a function of the mixing parameters $\theta_{12,13,23}$ and δ , when the other three are inside their 3σ ranges.

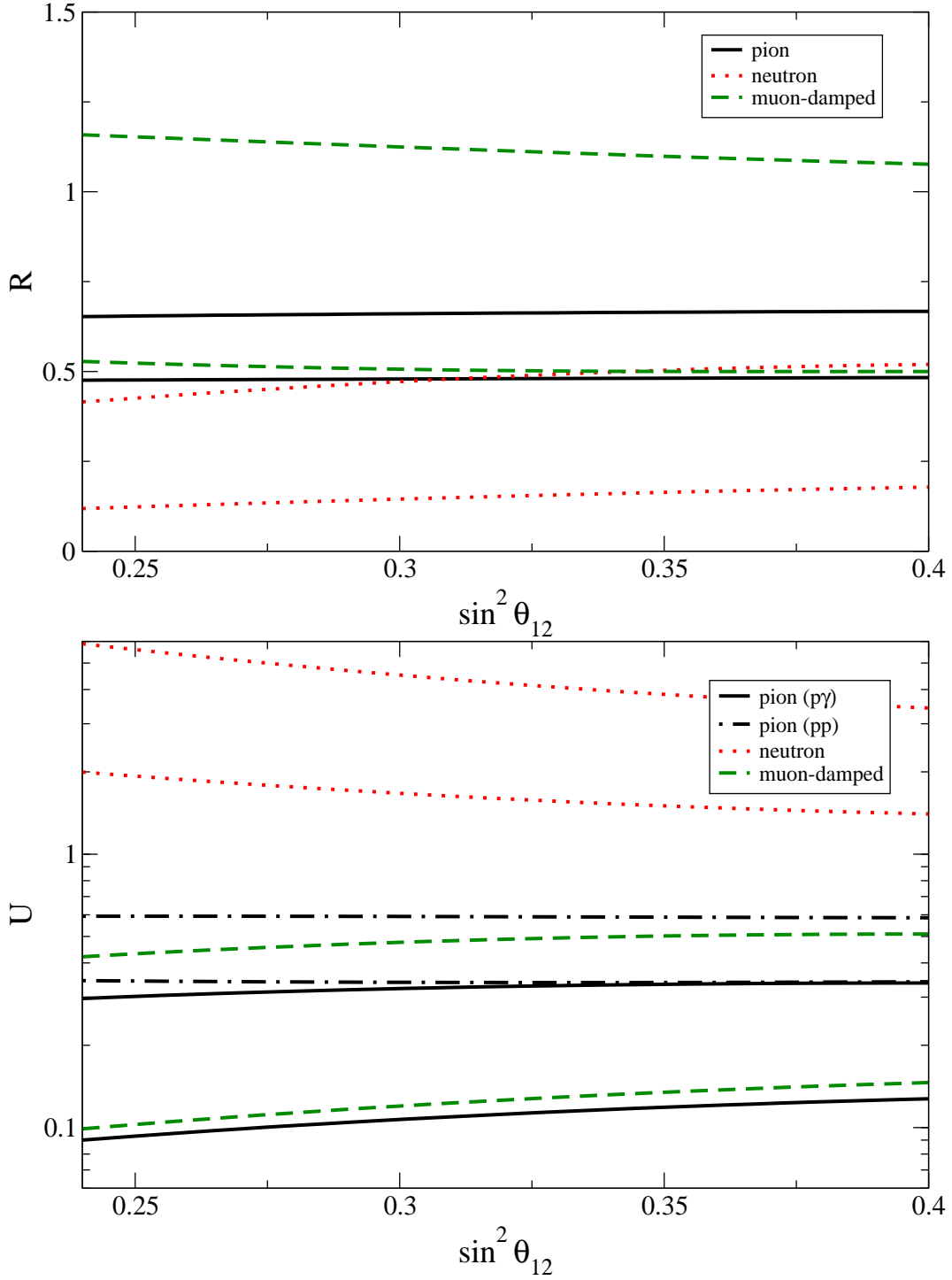


Figure 3: The ratios $R = \Phi_{\mu+\bar{\mu}}^D / (\Phi_{e+\bar{e}}^D + \Phi_{\tau+\bar{\tau}}^D)$ and $U = \Phi_{\bar{e}}^D / \Phi_{\mu+\bar{\mu}}^D$ as a function of $\sin^2 \theta_{12}$ for neutrinos from pion, neutron and muon-damped sources.

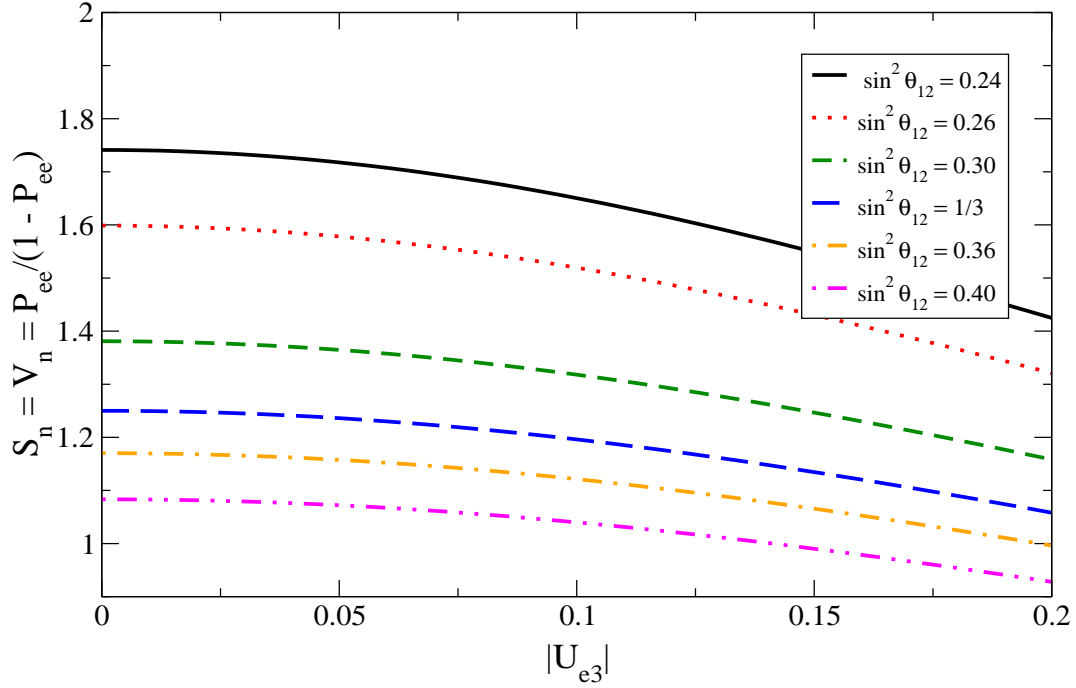


Figure 4: The ratios $S = \Phi_{e+\bar{e}}^D / (\Phi_{\mu+\bar{\mu}}^D + \Phi_{\tau+\bar{\tau}}^D)$ and $V = \Phi_{\bar{e}}^D / (\Phi_{\mu+\bar{\mu}}^D + \Phi_{\tau+\bar{\tau}}^D)$ for neutrinos from a neutron source as a function of $|U_{e3}|$ for different values of $\sin^2 \theta_{12}$. They do not depend on other parameters.

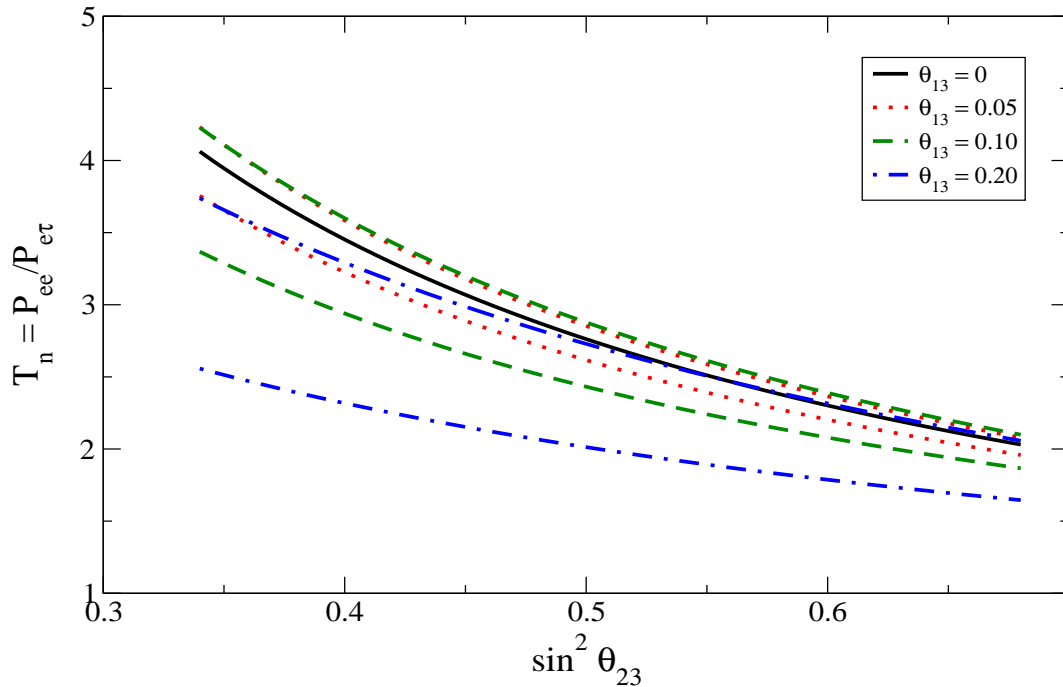


Figure 5: The ratio $T = \Phi_{e+\bar{e}}^D / \Phi_{\tau+\bar{\tau}}^D$ for a neutrino flux from a neutron source for $\sin^2 \theta_{12} = 0.30$ as a function of $\sin^2 \theta_{23}$ for different values of $|U_{e3}|$. The CP phase was chosen zero and π , thereby giving the two extreme values of T for any non-zero $|U_{e3}|$.

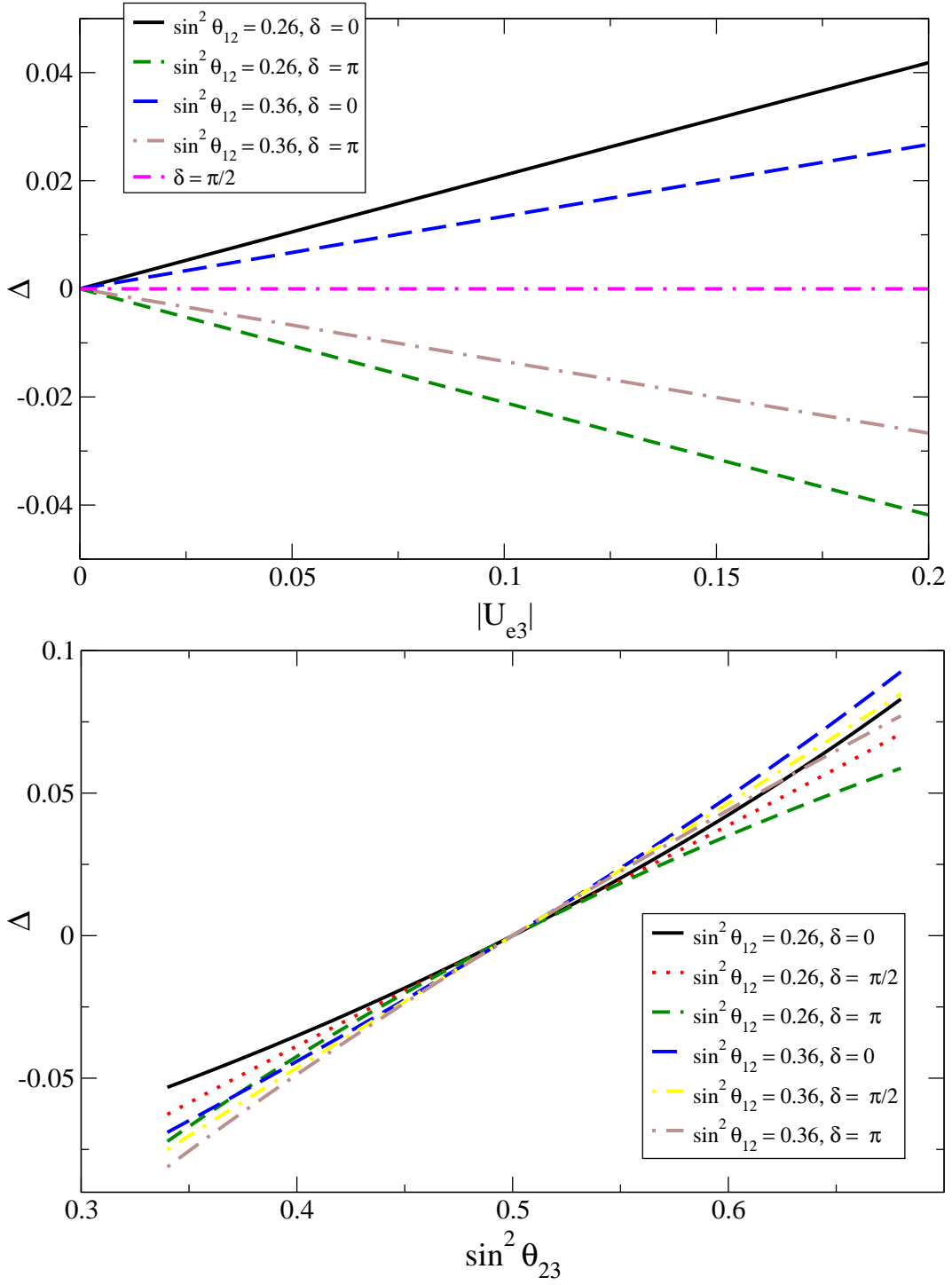


Figure 6: The small parameter Δ . The upper plot is for negligible $|\theta_{23} - \pi/4|$ and the lower plot for negligible θ_{13} .

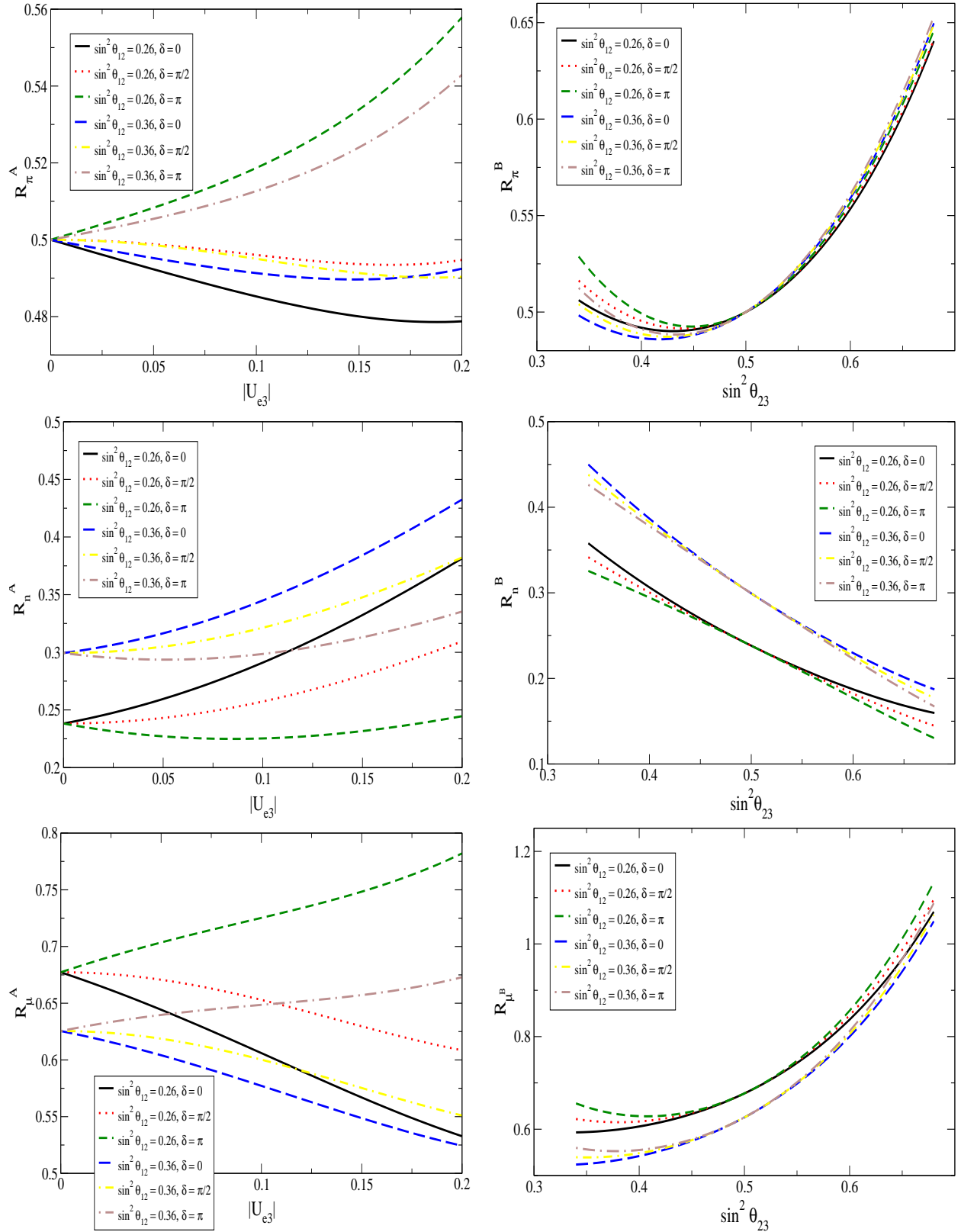


Figure 7: Comparison of μ - τ breaking scenarios A (negligible $|\theta_{23} - \pi/4|$) and B (negligible θ_{13}) for the ratios $R = \Phi_{\mu+\bar{\mu}}^D / (\Phi_{e+\bar{e}}^D + \Phi_{\tau+\bar{\tau}}^D)$ and neutrinos from pion, neutron and muon-damped sources.

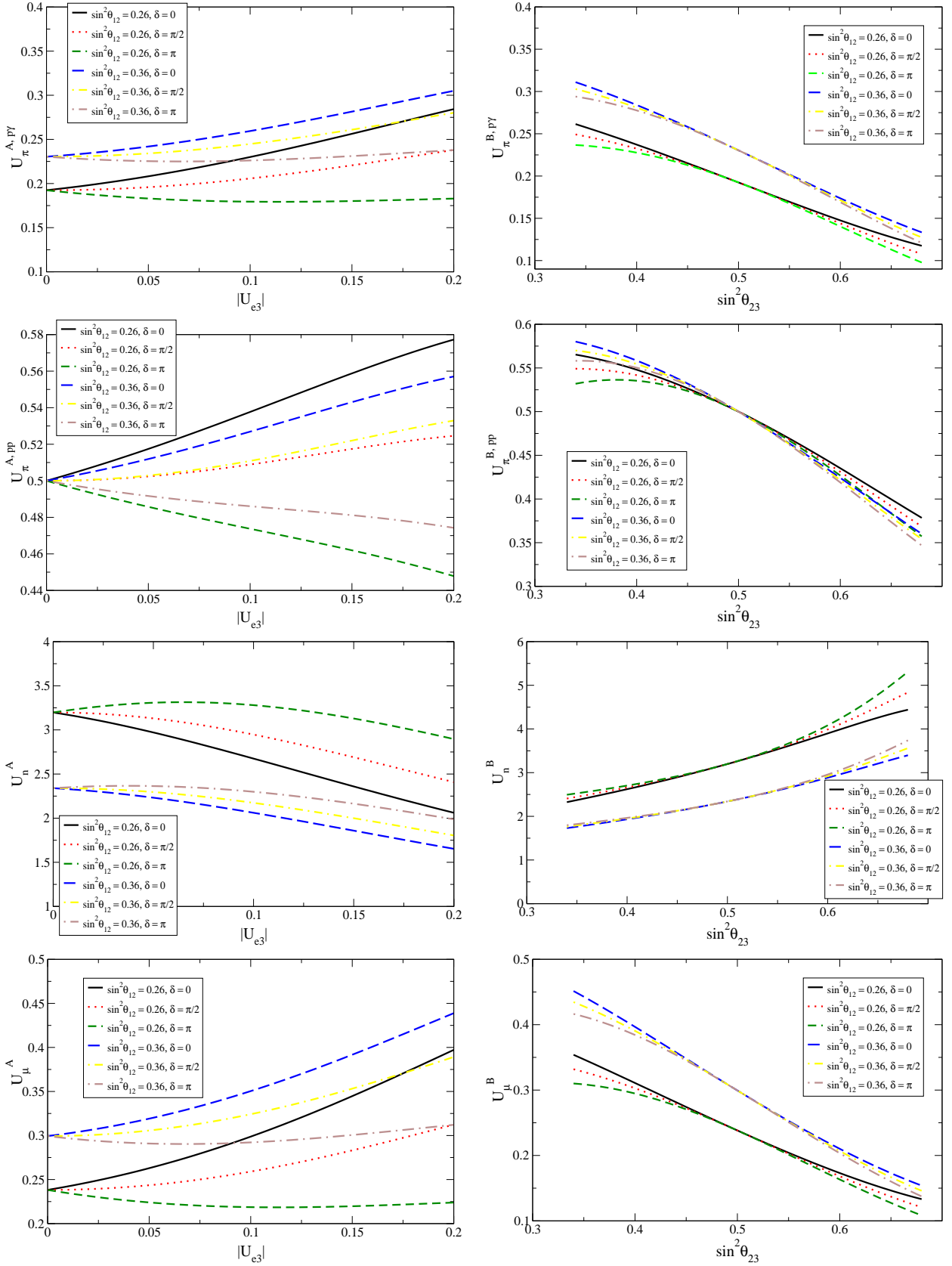


Figure 8: Same as previous figure for the ratio $U = \Phi_e^D / \Phi_{\mu+\bar{\mu}}^D$.