


Has saturation physics been observed in deuteron-gold collisions at RHIC?

Yacine Mehtar-Tani

*Laboratoire de Physique Théorique, Université de Paris XI,
Bâtiment 210, 91405 Orsay Cedex, France*



We have addressed the question of whether saturation (CGC) has been observed in deuteron-gold collisions at RHIC. We have made a detailed analysis of the Cronin peak characteristic of the nuclear modification factor measured for d-Au collisions at mid-rapidity. The Cronin peak which is obtained around $p_t \simeq 3$ GeV may be reproduced at the proper height only by boosting the saturation momentum by a huge non-perturbative additional component.

At forward rapidity, we get a quantitative agreement with data, reproducing hadron production spectra and the R_{CP} ratio using a recently developed description of the small-x physics.

1 Introduction

During the last two decades, a very rich activity of both theorists and experimentalists has led to a better understanding of QCD at very high energy and high density. Especially with the advent of RHIC, which provided a very good opportunity to test new ideas. New ideas such as the theory of the Color Glass Condensate (CGC) (see ref. ¹ and references listed therein) which describes the physics of saturation in the initial state of heavy ion collisions.

2 Hadron production in d-A collisions

We focus our study on the R_{CP} (Central/Peripheral collisions) ratio defined as

$$R_{CP} = \frac{N_{coll}^P \frac{dN^{dA \rightarrow hX}}{d\eta d^2\mathbf{k}}|_C}{N_{coll}^C \frac{dN^{dA \rightarrow hX}}{d\eta d^2\mathbf{k}}|_P}. \quad (1)$$

\mathbf{k} and η are respectively the transverse momentum and the pseudo-rapidity of the observed hadron. N_{coll} is the number of collisions in dA, it is roughly twice the number of collisions in pA

(proton-Gold). The centrality dependence of R_{CP} is related to the dependence of $N^{dA \rightarrow hX} = d\sigma^{dA \rightarrow hX}/d^2\mathbf{b}$ and $N_{coll}(\mathbf{b})$ on the impact parameter of the collision. In this paper, we address the predictions of the (CGC) for this ratio. We always assume that cross-sections depend on the impact parameter only through the number of participants which is proportional to the saturation scale $Q_{sA}^2(\mathbf{b}) \simeq Q_{sA}^2(0)N_{part.Au}(\mathbf{b})/N_{part.Au}(0)$, where $N_{part.Au}$ is the number of participants in the gold nucleus in d-Au collisions². Also, we use Table 2 in ref.³ which gives the number of participants N_{part} and the number of collisions N_{coll} for several centralities.

2.1 mid-rapidity

At mid-rapidity, $x_d = x_A = k_{\perp}/\sqrt{s} \simeq 10^{-2}$; for such small values -but not small enough to include quantum evolution- of the momentum fraction carried by partons in the deuteron and in the nucleus, gluons dominate the dynamics, therefore we focus on gluon production in the semi-classical picture given by the Mueller-Kovchegov formula⁴:

$$\frac{d\sigma^{dA \rightarrow gX}}{d\eta d^2\mathbf{k} d^2\mathbf{b}} = \frac{C_F \alpha_s}{\pi^2} \frac{2}{\mathbf{k}^2} \int_0^{1/\Lambda} du \ln \frac{1}{u\Lambda} \partial_u [u \partial_u N_G(u, \mathbf{b})] J_0(|\mathbf{k}|u), \quad (2)$$

where $u = |\mathbf{z}|$ and $\Lambda \sim \Lambda_{QCD}$ is an infrared cut-off.

The CGC approach yields a Glauber-Mueller form for the gluon dipole forward scattering amplitude

$$N_G(\mathbf{z}, \mathbf{b}) = 1 - \exp\left(-\frac{1}{8} \mathbf{z}^2 Q_s^2(\mathbf{b}) \ln \frac{1}{\mathbf{z}^2 \Lambda^2}\right). \quad (3)$$

In fig. (1) (data from Ref.³) we see that the perturbative estimate for the saturation scale $Q_{sC}^2 = 2 \text{ GeV}^2$, is not sufficient to reproduce the experimental Cronin peak. Thus, we need to enhance Q_s^2 by a non-perturbative component^{5,6} up to a value of $Q_s^2 = 9 \text{ GeV}^2$ in order to get a meaningful comparison with data (we have not included error bars in the figures).

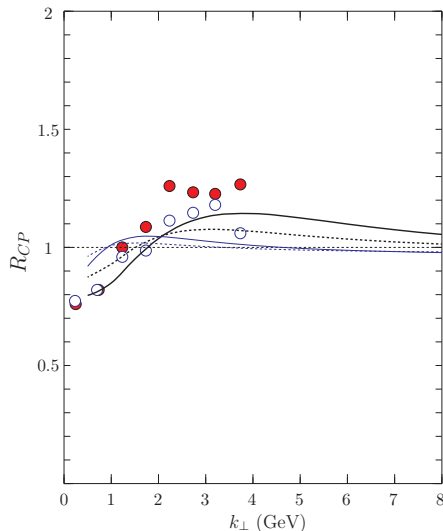


Figure 1: R_{CP} for $Q_{s.C}^2 = 9 \text{ GeV}^2$ (thick lines) and $Q_{s.C}^2 = 2 \text{ GeV}^2$ (thin lines). Full lines correspond to central over peripheral collisions (full experimental dots), dashed lines correspond to semi-central over peripheral collisions (empty experimental dots).

2.2 Forward rapidity

At forward rapidity the treatment is different, indeed, $x_d = k_{\perp} e^{\eta}/\sqrt{s} \simeq 10^{-1} - 1$, thus we treat the parton emerging from the deuteron in the framework of QCD factorization. In the nucleus,

$x_A = k_\perp e^{-\eta}/\sqrt{s} \simeq 10^{-4} - 10^{-3}$: gluons dominate and in this very small- x region we should apply k_t -factorization. The hadron production cross-section is written as follows:

$$\frac{d\sigma^{dA \rightarrow hX}}{d\eta d^2\mathbf{k} d^2\mathbf{b}} = \frac{\alpha_s(2\pi)}{C_F} \sum_{i=g,u,d} \int_{z_0}^1 dz \frac{\varphi_A(\mathbf{k}/z, Y + \eta + \ln z, b)}{\mathbf{k}^2} [f_i(x_d/z, \mathbf{k}^2/z^2) D_{h/i}(z, \mathbf{k}^2)], \quad (4)$$

where $f_{u,d}(x, \mathbf{k}^2) = (C_F/N_c)xq_{u,d}(x, \mathbf{k}^2)$ and $f_g(x, \mathbf{k}^2) = xg(x, \mathbf{k}^2)$ are the parton distributions inside the proton; $D_{h/i}(z, \mathbf{k})$ are Fragmentation Functions of the parton i into hadron h , and $z_0 = (k_\perp/\sqrt{s})e^\eta$, and φ_A is the unintegrated gluon distribution in the nucleus, it is related to the Fourier transform of the forward dipole scattering amplitude: $\varphi_A(L, y) \propto \frac{d^2}{dL^2} \tilde{N}(L, y)$. At large y , the BK equation⁷ (derived in the framework of the CGC) provides the following expression^{8,9,10}:

$$\tilde{N}(L, Y) \propto L \exp[-\gamma_s L - \beta(y)L^2]. \quad (5)$$

It has a remarkable geometric scaling behavior in the variable $L = \ln(\mathbf{k}^2/Q_s^2(\mathbf{b}, y)) + L_0$ when y goes to infinity, L_0 is a constant fixed as in⁹. $\gamma_s \simeq 0.628$ is the anomalous dimension of the BFKL dynamics in the geometric scaling region^{9,10}, and $\beta(y) \propto 1/y$. We used the fit to the HERA data performed in ref.¹¹ in order to fix some free parameters. In fig. (2) (data from Ref.³), we show our results for R_{CP} for different rapidities. The agreement of the CGC-inspired BK- description at forward rapidity is quite good, even at $\eta = 1$, where our approach is however no longer valid.

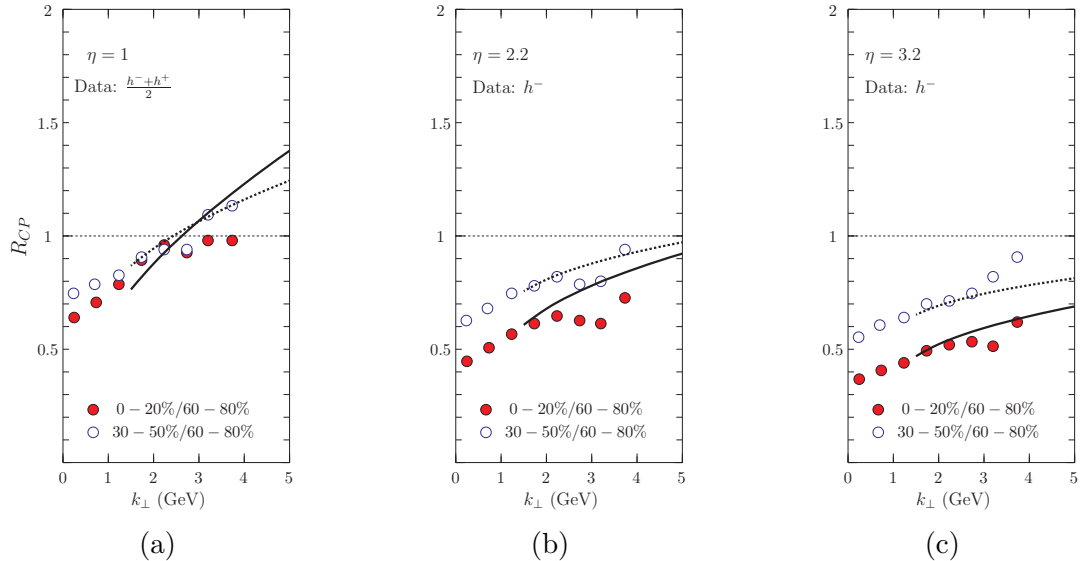


Figure 2: R_{CP} at different rapidities $\eta = 1, 2.2$ and 3.2 . Full lines correspond to central over peripheral collisions (full experimental dots), dashed lines correspond to semi-central over peripheral collisions (empty experimental dots).

3 Summary

At mid-rapidity, the CGC is not sufficient to yield a quantitative description of the Cronin peak. Whereas, at forward rapidity, we obtain a good quantitative agreement with data -not only the R_{CP} is reproduced, but also hadron spectra¹². It should be noticed that the main features of

R_{CP} may be in fact understood within the approximate form (when $k_{\perp} \gtrsim Q_s$)

$$R_{CP} \simeq \left(\frac{N_{part}^C}{N_{part}^P} \right)^{\gamma_{eff}-1}. \quad (6)$$

At forward rapidity $\gamma_{eff} \simeq \gamma_s + \beta(\eta) \ln(k_{\perp}^2/Q_s^2)$ is a decreasing function of η and an increasing function of k_{\perp} . This allows us to understand the qualitative behavior shown by data and in particular the inversion of the centrality dependence compared to mid-rapidity. At very large η the anomalous dimension stabilizes at $\gamma_{eff} = \gamma_s$, which could be tested at the LHC.

References

1. See the recent reviews "Saturation physics and Deuteron-Gold Collisions at RHIC", J.Jalilian-Marian and Y. V. Kovchegov, arXiv:hep-ph/0505052; J-P. Blaizot and F. Gelis, Nucl. Phys. A **750**, 148 (2005); E. Iancu and R. Venugopalan. in "Quark Gluon Plasma 3". (editors: R.C. Hwa and X. N. Wang. World Scientific. Singapor), p.249-363, arXiv:hep-ph/0303204.
2. D. Kharzeev, E. Levin and M. Nardi, Nucl. Phys. A **730**, 448-459 (2004), Erratum-ibid. A **743**, 329-331 (2004).
3. I. Arsene *et al.* [BRAHMS Collaboration], Phys. Rev. Lett. **93**, 242303 (2004); R. Debbe for the BRAHMS Collaboration, arXiv:nucl-ex/0405018.
4. Y. V. Kovchegov and A. H. Mueller, Nucl. Phys. B **529**, 451-479 (1998).
5. A. Accardi and M. Gyulassy, Phys. Lett. B **586**, 244-253
6. D. Kharzeev, Y. V. Kovchegov and K. Tuchin, Phys. Lett. B **599**, 23-31 (2004).
7. I. Balitsky, Nucl. Phys. B **463**, 99 (1996); Y. V. Kovchegov, Physl. Rev. D **60**, 034008 (1999).
8. S. Munier and R. Peschanski, Phys. Rev. D **69**, 034008 (2004).
9. A. H. Mueller and D. N. Triantafyllopoulos, Nucl. Phys. B **640**, 331-350 (2002).
10. E. Iancu, K. Itakura and L. D. McLerran, Nucl. Phys. A **708**, 327 (2002).
11. E. Iancu, K. Itakura and S. Munier, Phys. Lett. B **590**, 199-208 (2004).
12. A. Dumitru, Y. Mehtar-Tani, to appear.