

AN UPPER BOUND ON THE HIGGS BOSON MASS FROM YUKAWA UNIFICATION AND A COMMENT ON VACUUM STABILITY CONSTRAINTS

Nir Polonsky *

Department of Physics, University of Pennsylvania, Philadelphia, Pennsylvania, 19104

May 1994

Abstract

Only small regions in the $m_t - \tan\beta$ plane are allowed when considering simultaneously (assuming the MSSM) coupling constant unification and (minimal) GUT relations among Yukawa couplings (i.e., $h_b = h_\tau$ at the unification point). In particular, if $m_t \lesssim 175$ GeV we find that only $1 \lesssim \tan\beta \lesssim 1.5$ or $\tan\beta \gtrsim 40 \pm 10$ is allowed. The former implies that the light Higgs boson is $\lesssim 110$ GeV and, in principle, visible to LEP II. The prediction for the Higgs boson mass in the $\tan\beta \approx 1$ scenario is discussed and uncertainties related to (i) vacuum stability constraints, (ii) different methods for calculating the Higgs boson mass, (iii) two-loop calculations and (iv) GUT corrections are briefly reviewed. It is shown that large left-right mixing between the t -scalars can significantly enhance the Higgs boson mass. That and an ambiguity in the size of the two-loop correction lead to our conservative upper bound of 110 GeV. Vacuum stability considerations constrain the t -scalar mixing and slightly diminish the upper bound (depending on the value of m_t). Improved two-loop calculations are also expected to strengthen the bound.

Realizing the minimal supersymmetric extension of the standard model (MSSM) within a grand-unified theory (GUT) and assuming minimal matter content, often imply specific relations between the different Yukawa couplings. When considering the simplest example, i.e., “bottom-tau unification” [1] $h_b = h_\tau$, we find [2] (in agreement with others [3]) that the predicted ranges for $\alpha_s(M_Z)$ and for $\tan\beta = \nu_{up}/\nu_{down}$ are strongly correlated with the weak angle $s^2(M_Z) \approx 0.2324^1$ and with m_t , and are strongly constrained². Such relations provide a consistency test of simple GUT models, as well as a means to probe the GUT structure. Furthermore, they can be used to distinguish such models from generic string models that typically do not constrain the Yukawa couplings in this manner. Thus, exploration of all implications of the bottom-tau unification (and similar relations) is well motivated. Below, we study the implications for the mass of the light MSSM (CP even) Higgs boson m_{h^0} . We will motivate the exploration of the $\tan\beta \rightarrow 1$ limit and show that m_{h^0} in this region is heavier than naive expectations, but most probably not too heavy to be seen in LEP II [4]. Exploring that region, where the SM minimum

*Talk presented at SUSY-94, International Workshop on Supersymmetry and Unification of Fundamental Interactions, Ann Arbor, Michigan, May 14 -17, 1994. Pennsylvania Report No. UPR-0595T.

¹For $m_t^{pole} \approx 143$ GeV.

² α_s , $\tan\beta$ and m_t are the strong coupling, the ratio of the two Higgs doublet expectation values and t -quark mass, respectively.

$\propto \cos^2 2\beta$ is shallow, requires us to pay special attention to vacuum stability constraints and we will briefly comment on that issue.

The most impressive evidence for TeV scale supersymmetry is the well publicized coupling constant unification [5]. However, it is important to note that [up to matching functions induced by GUT-scale physics, which dominate the 0.008 theoretical error bar in (1)] unification requires $\alpha_s(M_Z) \gtrsim 0.12$, i.e.,

$$\alpha_s(M_Z) = 0.125 \pm 0.001 \pm 0.008 + H_{\alpha_s} + 3.2 \times 10^{-7} \text{GeV}^{-2} [(m_t^{pole})^2 - (143 \text{GeV})^2]. \quad (1)$$

The heavier the t -quark, the more the extracted value for the weak-angle is diminished and the predicted value for α_s is increased. Two-loop contributions from Yukawa interactions H_{α_s} can diminish α_s by as much as 0.003 ($\sim 2.5\%$) if the Yukawa coupling is of order unity (i.e., the function $H_{\alpha_s} \gtrsim -0.003$). The above observations affect the region in parameter space which is consistent with the observational range for the b -quark mass and with bottom-tau unification. In particular, for $m_t^{pole} \lesssim 200$ GeV only two regions are allowed: (i) $\tan \beta \approx 1$ (see Fig. 1) and (ii) large $\tan \beta$. For example, if $m_t^{pole} \approx 174$ GeV [6] then $\tan \beta \approx 1.5$ or $\tan \beta \approx 40 \pm 10$. Hereafter, I will discuss region (i) only. An important implication of Yukawa unification, choosing the $\tan \beta$ near unity region, is that the SM-like Higgs boson mass nearly vanishes at tree-level. Thus, a careful examination of the loop corrections is required.

There are important theoretical uncertainties which constrain the predictive power of the model [2]. These are taken into account (assuming no conspiracies), e.g., in (1) and Fig. 1, but will not be discussed here. The following points, however, should be stressed:

- α_s dependence: We use the predicted value of $\alpha_s(M_Z)[s^2, m_t, \dots]$, e.g., $\alpha_s(M_Z) \approx 0.12$ for $m_t^{pole} \approx 100$ GeV and $\alpha_s(M_Z) \approx 0.13$ for $m_t^{pole} \approx 180$ GeV. Using instead a fixed value $\alpha_s^0(M_Z)$ for the whole m_t range implies some hidden assumptions on GUT-scale corrections. The lower the value of α_s (and the heavier the t -quark) the larger and less likely are these corrections.
- Finite-loop corrections to $m_b(M_{SUSY})$: The relevance of those corrections was pointed out [7] recently. However, while being extremely important for large $\tan \beta$ (maybe even to the point of removing any predictive power), they are negligible in region (i), as can be seen in Fig. 2. The details of the low-energy spectrum are nearly irrelevant in determining the size of that region.

Different aspects of region (i) were discussed by various authors. The possibility that the Higgs boson mass is induced only at the loop-level was discussed by Diaz and Haber [8]. The consistency of that scenario with bottom-tau unification recently led to greater attention to that region of parameter space [4, 9, 10]. The consistency with Yukawa unification is easily understood: From perturbativity one has a m_t -dependent lower bound on $\tan \beta \gtrsim 1$. Thus, we are in a region of large top-Yukawa coupling $h_t \approx 1$. Slightly decreasing $\tan \beta$ (i.e., decreasing $\sin \beta$ or increasing h_t) at M_Z would lead to divergences (i.e., h_t “hits” its Landau pole) at higher scales [11]: h_t has a quasi-fixed point at $\tan \beta \approx 1$. This balances too large α_s corrections to the h_b/h_τ ratio, can explain the heavy t -quark, and makes region (i) relatively insensitive to theoretical uncertainties.

For $\tan \beta = 1$ there is a custodial symmetry $SU(2)_L \times SU(2)_R \rightarrow SU(2)_{L+R}$ in the Higgs sector [12]. The deviation of $\tan \beta$ from unity measures the symmetry breaking, which is induced at the loop level due to the Yukawa interactions. Thus, the enhanced symmetry can be responsible for the smallness of the region. It also puts an upper bound on $m_t^{pole} \lesssim 185$ GeV so that $\tan \beta < 2$.

As mentioned above, we will not discuss all possible signatures, but will focus on the loop-induced Higgs boson mass. (Another interesting signature is a possible light mixed t -scalar [10].) In particular, Barger et al. argued [13], using the leading-logarithm approximation, that $m_{h^0} \lesssim 85$ GeV for $m_t^{pole} \lesssim 160$ GeV. We will show that this is rather a typical mass range and that the upper bound, though still relevant for LEP II, is much higher. An important enhancement comes from the large left-right mixing in the t -scalar sector and from the large split between the two t -scalar mass eigenstates. That enhancement leads to the upper bound $m_{h^0} \lesssim 100$ (110) GeV for $m_t^{pole} \lesssim 160$ (175) GeV. The enhancement is sensitive to the type of vacuum stability constraints one imposes (see below).

From the minimization of the Higgs scalar potential one has for the supersymmetric Higgsino mass parameter $\mu^2 \propto 1/[\tan^2 \beta - 1]$, and μ^2 diverges as $\tan \beta \rightarrow 1$, i.e., in the symmetric limit. (In fact, one expects finite loop corrections to be relevant near the limit, and we can assume, without loss of generality, $\tan \beta \gtrsim 1.1$ [14].) The large μ -parameter dictates the phenomenology of the scenario. In particular, the tree-level CP even mass matrix is nearly degenerate: it has a very heavy and a nearly zero mass eigenvalue (this is a trivial consequence of the custodial symmetry). In practice, the light tree-level eigenvalue $m_{h^0}^T < M_Z |\cos 2\beta|$ is small but grows with m_t^{pole} (i.e., with the lower bound on $\tan \beta$). At the one-loop level, one has $m_{h^0}^2 = m_{h^0}^{T^2} + \Delta_{h^0}^2 \approx \Delta_{h^0}^2$. The upper bound on the loop correction can be estimated [15] (assuming only t -scalar contributions):

$$m_{h^0}^2 \leq M_Z^2 \cos^2 2\beta + \frac{3\alpha m_t^4}{4\pi s^2(1-s^2)M_Z^2} \left\{ \ln \left(\frac{m_{t_1}^2 m_{t_2}^2}{m_t^4} \right) + \Delta_{\theta_t} \right\} \quad (2)$$

where

$$\begin{aligned} \Delta_{\theta_t} = & \left(m_{t_1}^2 - m_{t_2}^2 \right) \frac{\sin^2 2\theta_t}{2m_t^2} \ln \left(\frac{m_{t_1}^2}{m_{t_2}^2} \right) \\ & + \left(m_{t_1}^2 - m_{t_2}^2 \right)^2 \left(\frac{\sin^2 2\theta_t}{4m_t^2} \right)^2 \left[2 - \frac{m_{t_1}^2 + m_{t_2}^2}{m_{t_1}^2 - m_{t_2}^2} \ln \left(\frac{m_{t_1}^2}{m_{t_2}^2} \right) \right]. \end{aligned} \quad (3)$$

Due to the large μ parameter the left-right mixing θ_t between the two t -scalars can be substantial and the leading-logarithm and the mixing Δ_{θ_t} terms in (2) can be equivalent. Thus, m_{h^0} is enhanced by an additional factor of $\sim \sqrt{2}$. However, since $\tan \beta$ increases with m_t (from perturbativity), $|\mu|$ and Δ_{θ_t} decrease and we obtain an interesting interplay between the overall factor of m_t^4 and Δ_{θ_t} .

Eq. (2) is, of course, only an approximation. The results of a complete calculation for the Higgs boson mass are shown in Fig. 3 (for the details of the calculation, see Ref. 4). $\tan \beta$ is constrained as in Fig. 1, we assume the gaussian distribution $m_t^{pole} = 143 \pm 18$ GeV (from precision data³) and all superpartner masses are constrained to be $\lesssim 1$ TeV. The monte-carlo generated histograms contain information on the upper bounds and on the distributions. The upper bound is a function of m_t :

- $m_{h^0} \lesssim 100$ GeV for $m_t^{pole} \lesssim 160$ GeV,
- $m_{h^0} \lesssim 110$ GeV for $m_t^{pole} \lesssim 175$ GeV,
- $m_{h^0} \lesssim 120$ GeV for $m_t^{pole} \lesssim 185$ GeV.

³Using the recent CDF range [6] for m_t^{pole} would only change the relative population in the different histograms and would not affect our discussion.

The distribution has two peaks, one which is enhanced by the t -scalar mixing term and which determines the upper bound, and a peak at a much lighter mass from points with no enhancement. Thus, the mass is typically much lighter than the upper bound, and, if the t -quark is lighter than ~ 170 GeV, may still be relevant for LEPI. (Note that we do not attempt to give rigorous bounds.)

We compare the above bounds to those derived for any $\tan\beta$ in Fig. 4. The ~ 30 GeV difference is due to the non-vanishing tree-level mass $\lesssim M_Z$ in the general case. (Loop corrections are, however, typically smaller in the general case.) One can also compare either case with typical upper bounds $m_{h^0} \lesssim 130 - 150$ GeV derived from perturbativity considerations [16], and to the lower bound given by Sher [17] for the non-supersymmetric case, $m_{h^0} \gtrsim 132$ GeV. However, strong assumptions regarding vacuum stability are made in the latter case.

Complications in the calculations, which are explored elsewhere [4], suggest even stronger upper bounds:

1. The magnitude of the two-loop terms is known to be small and probably negative[18]. However, the exact magnitude is ambiguous given the complicated low-energy structure of the model. For example, In Fig. 3 we used the effective potential method[19] to extract m_{h^0} . In that method Δ_{h^0} is given to a one-loop leading-logarithm order. It is straightforward to show that the renormalization-point dependence of the one-loop leading logarithm [e.g., in (2)] is equivalent to two-loop next-to-leading logarithms which are typically positive. Thus, one could overestimate m_h^0 when choosing the renormalization point $Q = M_Z$ (as in Fig. 3). In Fig. 5a $Q = 600$ GeV, and indeed lower masses are suggested. In particular, if the scalar quarks are of the order of TeV or heavier, one would falsely get large Higgs boson masses using that method, unless, Q is properly adjusted (so that the loop expansion does not break down). Alternatively, we could use different methods, e.g., the renormalization group method [20] leads to typically lower one-loop upper bounds (in agreement with Fig. 5a). This is because one is implicitly including negative two-loop leading logarithm contributions in that method. In short, Fig. 3 corresponds to a conservative estimate of the upper bounds. Once the non-trivial task of a complete two-loop calculation is carried out, we expect slightly stronger upper bounds.

2. In some cases large t -scalar mixing corresponds to the SM model populating only a local minimum of the full scalar potential. That is, when considering all scalar fields on equal footing, the global minimum may be in a direction in which the t -scalar has a vacuum expectation value and, thus, the physical vacuum is not stable. Eliminating cases in which a global color and charge breaking minimum exists slightly reduces the upper bound and also affects the mixing peak population. The effect is reduced with increasing m_t and never diminishes the mixing peak completely. One could try to identify dangerous directions in the multidimensional scalar-field space and characterize those directions by analytic constraints. However, such constraints entail assumptions that are not always useful for identifying the deepest minimum (i.e., the constraints are too weak). In addition, analytic constraints typically do not distinguish a local minimum from a global one and can exclude legitimate points (i.e., are too strong). Thus, analytic treatments are often not satisfactory. Furthermore, a point in parameter space which is consistent with electroweak symmetry breaking contains at least a local minimum which does not respect color and charge symmetries. This is shown in Ref. 4 where we also compare numerical and analytic treatments of the problem. Recent progress was also reported by Carena and Wagner [21].

Lastly, the prediction of m_{h^0} is relatively stable when considering model-dependent evolution of the soft parameters between the Planck and GUT scales [22]. This is shown in Fig. 5 and is due to the cancellations between corrections to the relevant soft parameters and to μ^2 . (However, the t -scalar mixing and mass are affected.) Thus, our discussion is only slightly affected by that

uncertainty.

To conclude, we studied the one-loop Higgs boson mass in the region of parameter space which is well motivated by Yukawa unification. We treat all theoretical uncertainties in a reasonable manner and the upper bounds given, e.g., $m_{h^0}^2 \lesssim 110 \text{ GeV}$ (for $m_t^{\text{pole}} \lesssim 175 \text{ GeV}$), correspond to the most conservative estimate. The Higgs boson in this scenario is most likely in a range that is, in principle, visible to LEP II [unless the t -quark is heavier than $\sim 180 \text{ GeV}$, in which case there is not much motivation to consider region (i)]. Two-loop calculations and vacuum stability constraints slightly strengthen the upper bounds.

Acknowledgments

This work was done with Paul Langacker and in part with Alex Pomarol, and was supported by the US Department of Energy Grant No. DE-AC02-76-ERO-3071.

References

- [1] M. S. Chanowitz et al., *Nucl. Phys.* **B128** (1977) 506; A. J. Buras et al., *ibid.* **135** (1978) 66.
- [2] P. Langacker and N. Polonsky, *Phys. Rev. D* **47** (1993) 4028; *ibid.* **49** (1994) 1454.
- [3] See, for example, M. Berger, these proceedings; S. Pokorski, these proceedings; L. Roszkowski, these proceedings; C. Wagner, these proceedings.
- [4] P. Langacker and N. Polonsky, Pennsylvania Report No. UPR-0594T (1994); *Phys. Rev. D*, in press.
- [5] P. Langacker and M. Luo, *Phys. Rev. D* **44** (1991) 817; J. Ellis et al., *Phys. Lett. B* **249** (1990) 441; U. Amaldi et al., *ibid.* **260** (1991) 447; F. Anselmo et al., *Nouvo Cimento* **104A** (1991) 1817.
- [6] See S. Kim, The CDF collaboration, these proceedings.
- [7] L. J. Hall et al., LBL Report No. LBL-33997 (1993); M. Carena et al., CERN Report No. CERN-TH-7163-94 (1994); R. Hempfling, DESY Report No. DESY-94-057 (1994); B. Wright, Madison Report No. MAD/PH/812 (1994).
- [8] M. A. Diaz and H. E. Haber, *Phys. Rev. D* **46** (1992) 3086.
- [9] V. Barger et al., Madison Report No. MAD/PH/801 (1993); M. Carena et al., CERN Report No. CERN-TH-7060-93 (1993); J. F. Gunion and H. Pois, UC Davis Report No. UCD-94-1; B. Ananthanarayan et al., Bartol Report No. BA-94-03 (1994); G. K. Leontaris and N. D. Tracas, Ioannina Report No. IOA.303/94 (1994); C. Kolda et al., Michigan Report No. UM-TH-94-03 (1994).
- [10] H. Baer et al., Florida Report No. FSU-HEP-940311 (1994); M. Drees, these proceedings.
- [11] C. T. Hill, *Phys. Rev. D* **24** (1981) 691.
- [12] R. Barbieri and L. Maiani, *Nucl. Phys.* **B244** (1983) 32.
- [13] V. Barger, M. S. Berger, P. Ohmann, and R. J. Phillips, *Phys. Lett.* **B314** (1993) 351.

- [14] M. Bando et al., *Mod. Phys. Lett. A* **8** (1993) 2729.
- [15] J. L. Lopez and D. V. Nanopoulos, *Phys. Lett. B* **266** (1991) 397.
- [16] J. R. Espinosa and M. Quiros, *Phys. Lett. B* **302** (1993) 51; G. L. Kane et al., *Phys. Rev. Lett.* **70** (1993) 2686; T. Elliott et al., Southampton Report No. SHEP-92-93-21 (1993).
- [17] M. Sher, *Phys. Lett. B* **317** (1993) 159; addendum hep-ph-9404347.
- [18] J. R. Espinosa and M. Quiros, *Phys. Lett. B* **266** (1991) 389; J. Kodaira, Y. Yasui, and K. Sasaki, Hiroshima Report No. HUPD-9316 (1993); R. Hempfling and A. H. Hoang, DESY Report No. DESY-93-162 (1993); M. Quiros, these proceedings.
- [19] See, for example, J. Ellis et al., *Phys. Lett B* **257** (1991) 83; *ibid.* **262** (1991) 477.
- [20] See, for example, H. E. Haber and R. Hempfling, *Phys. Rev. D* **48** (1993) 4280.
- [21] M. Carena and C. Wagner, these proceedings and private communications.
- [22] A. Pomarol, these proceedings; N. Polonsky and A. Pomarol, Pennsylvania Report No. UPR-0616T (1994).

Figure 1: The allowed region for $\tan\beta \approx 1$. The t -quark pole mass m_t^{pole} is in GeV. The lower bound on $\tan\beta$ is from $h_t < 3$ at the GUT scale, and the upper bound from bottom-tau unification (including theoretical uncertainties). The one s.d. range for m_t^{pole} , suggested by precision data, and $\tan\beta = 1$ are indicated for comparison. Recent CDF analysis suggests $m_t^{pole} \approx 174 \pm 16$ GeV. For $\tan\beta < 1$ no model with universal boundary conditions is possible.

Figure 2: The correction to the b -quark $\overline{\text{MS}}$ mass $m_b(M_Z) \approx 3$ GeV (in GeV) from finite superpartner-loops. $m_t^{pole} = 174$ GeV and universal boundary conditions for the soft parameters at the unification scale are chosen at random. All points included are consistent with electroweak breaking. $\tan\beta = 20$ is indicated for comparison. For $\tan\beta < 20$ corrections are less than 10%.

Figure 3: The Higgs boson mass m_{h^0} (in GeV) distribution in a sample of monte-carlo calculations with random universal boundary conditions at the unification scale and using the effective potential method with subtraction scale M_Z . $\tan\beta$ is constrained as in Fig. 1. m_t^{pole} is in the range (a) [155, 165], (b) [165, 175], (c) [175, 185] GeV and has the gaussian distribution 143 ± 18 GeV.

Figure 4: The upper bound on the Higgs boson ($\overline{\text{MS}}$) mass m_{h^0} as a function of m_t^{pole} (all masses are in GeV). In the constrained case $\tan\beta$ is constrained by bottom-tau unification as in Fig. 1. The general case is for all $\tan\beta$ (consistent with electroweak breaking). Note the local minimum in the constrained curve which is due to the interplay between the mixing enhancement and the m_t^4 factor. The upper bound curves are derived using monte-carlo methods and are not rigorous. Generic upper bounds in the MSSM and in non-minimal models (NMSSM) derived from perturbativity considerations are shown for comparison. Also shown a suggestive lower bound in the non supersymmetric case (we use $\alpha_s = 0.125$ in the formula of Ref. 17).

Figure 5: The Higgs boson (m_{h^0}) *vs.* Higgsino (μ) mass plane (in GeV) for $m_t^{pole} = 174$ GeV, $\tan\beta = 1.52$, and with random universal boundary conditions at (a) the GUT scale $\approx 10^{16}$ GeV, (b) at the (reduced) Planck scale $\approx 10^{18}$ GeV. In case (b) we assume a minimal SU_5 model above the GUT scale (for details, see Ref. 22). The effective potential method with a subtraction scale $Q = 600$ GeV is employed, which leads to lower values of m_{h^0} than for $Q = M_Z$.

**AN UPPER BOUND ON THE HIGGS BOSON MASS
FROM YUKAWA UNIFICATION
AND A COMMENT ON VACUUM STABILITY CONSTRAINTS**

Nir Polonsky *

Department of Physics, University of Pennsylvania, Philadelphia, Pennsylvania, 19104

ABSTRACT

Only small regions in the $m_t - \tan\beta$ plane are allowed when considering simultaneously (assuming the MSSM) coupling constant unification and (minimal) GUT relations among Yukawa couplings (i.e., $h_b = h_\tau$ at the unification point). In particular, if $m_t \lesssim 175$ GeV we find that only $1 \lesssim \tan\beta \lesssim 1.5$ or $\tan\beta \gtrsim 40 \pm 10$ is allowed. The former implies that the light Higgs boson is $\lesssim 110$ GeV and, in principle, visible to LEP II. The prediction for the Higgs boson mass in the $\tan\beta \approx 1$ scenario is discussed and uncertainties related to (i) vacuum stability constraints, (ii) different methods for calculating the Higgs boson mass, (iii) two-loop calculations and (iv) GUT corrections are briefly reviewed. It is shown that large left-right mixing between the t -scalars can significantly enhance the Higgs boson mass. That and an ambiguity in the size of the two-loop correction lead to our conservative upper bound of 110 GeV. Vacuum stability considerations constrain the t -scalar mixing and slightly diminish the upper bound (depending on the value of m_t). Improved two-loop calculations are also expected to strengthen the bound.

Realizing the minimal supersymmetric extension of the standard model (MSSM) within a grand-unified theory (GUT) and assuming minimal matter content, often imply specific relations between the different Yukawa couplings. When considering the simplest example, i.e., “bottom-tau unification”¹ $h_b = h_\tau$, we find² (in agreement with others³) that the predicted ranges for $\alpha_s(M_Z)$ and for $\tan\beta = \nu_{up}/\nu_{down}$ are strongly correlated with the weak angle $s^2(M_Z) \approx 0.2324^*$ and with m_t , and are strongly constrained[†]. Such relations provide a consistency test of simple GUT models, as well as a means to probe the GUT structure. Furthermore, they can be used to distinguish such models from generic string models that typically do not constrain the Yukawa couplings in this manner. Thus, exploration of all implications of the bottom-tau unification (and similar relations) is well motivated. Below, we study the implications for the mass of the light MSSM (CP even) Higgs boson m_{h^0} . We will motivate the exploration of the $\tan\beta \rightarrow 1$ limit and show that m_{h^0} in this region is heavier than naive expectations, but most probably not too heavy to be seen in LEP II.⁴ Exploring that region, where the SM minimum $\propto \cos^2 2\beta$ is shallow, requires us to pay special attention to vacuum stability constraints and we will briefly comment on that issue.

*Talk presented at SUSY-94, International Workshop on Supersymmetry and Unification of Fundamental Interactions, Ann Arbor, Michigan, May 14 -17, 1994. Pennsylvania Report No. UPR-0595T.

[†]For $m_t^{pole} \approx 143$ GeV.

[†] α_s , $\tan\beta$ and m_t are the strong coupling, the ratio of the two Higgs doublet expectation values and t -quark mass, respectively.

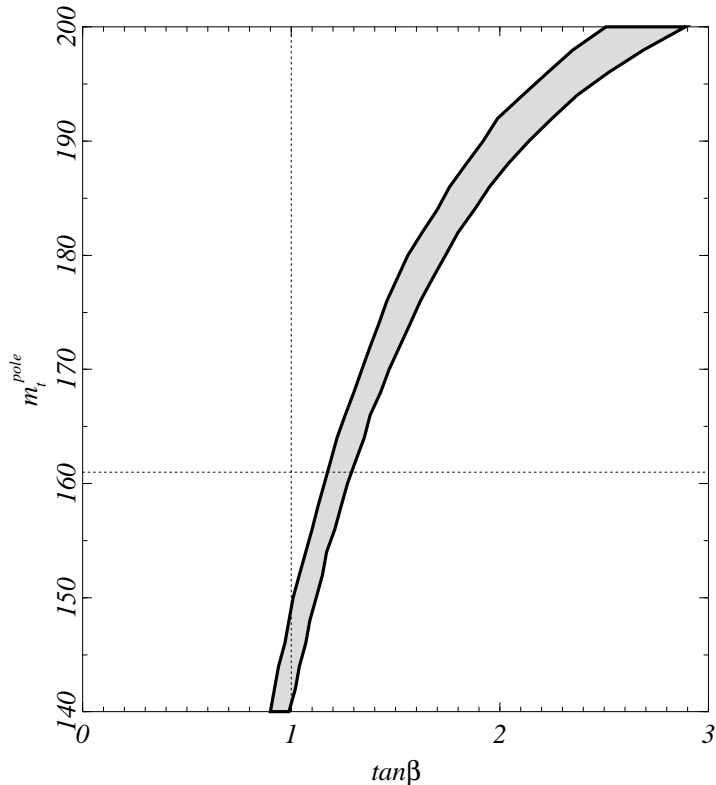


Fig. 1. The allowed region for $\tan \beta \approx 1$. The t -quark pole mass m_t^{pole} is in GeV. The lower bound on $\tan \beta$ is from $h_t < 3$ at the GUT scale, and the upper bound from bottom-tau unification (including theoretical uncertainties). The one s.d. range for m_t^{pole} , suggested by precision data, and $\tan \beta = 1$ are indicated for comparison. Recent CDF analysis suggests $m_t^{pole} \approx 174 \pm 16$ GeV. For $\tan \beta < 1$ no model with universal boundary conditions is possible.

The most impressive evidence for TeV scale supersymmetry is the well publicized coupling constant unification.⁵ However, it is important to note that [up to matching functions induced by GUT-scale physics, which dominate the 0.008 theoretical error bar in (1)] unification requires $\alpha_s(M_Z) \gtrsim 0.12$, i.e.,

$$\alpha_s(M_Z) = 0.125 \pm 0.001 \pm 0.008 + H_{\alpha_s} + 3.2 \times 10^{-7} \text{ GeV}^{-2} [(m_t^{pole})^2 - (143 \text{ GeV})^2]. \quad (1)$$

The heavier the t -quark, the more the extracted value for the weak-angle is diminished and the predicted value for α_s is increased. Two-loop contributions from Yukawa interactions H_{α_s} can diminish α_s by as much as 0.003 ($\sim 2.5\%$) if the Yukawa coupling is of order unity (i.e., the function $H_{\alpha_s} \gtrsim -0.003$). The above observations affect the region in parameter space which is consistent with the observational range for the b -quark mass and with bottom-tau unification. In particular, for $m_t^{pole} \lesssim 200$ GeV only two regions are allowed: (i) $\tan \beta \approx 1$ (see Fig. 1) and (ii) large $\tan \beta$. For example, if $m_t^{pole} \approx 174$ GeV⁶ then $\tan \beta \approx 1.5$ or $\tan \beta \approx 40 \pm 10$. Hereafter, I will discuss region (i) only. An important implication of Yukawa unification, choosing the $\tan \beta$ near unity region, is that the SM-like Higgs boson mass nearly vanishes at tree-level. Thus, a careful examination of the loop corrections is required.

There are important theoretical uncertainties which constrain the predictive power

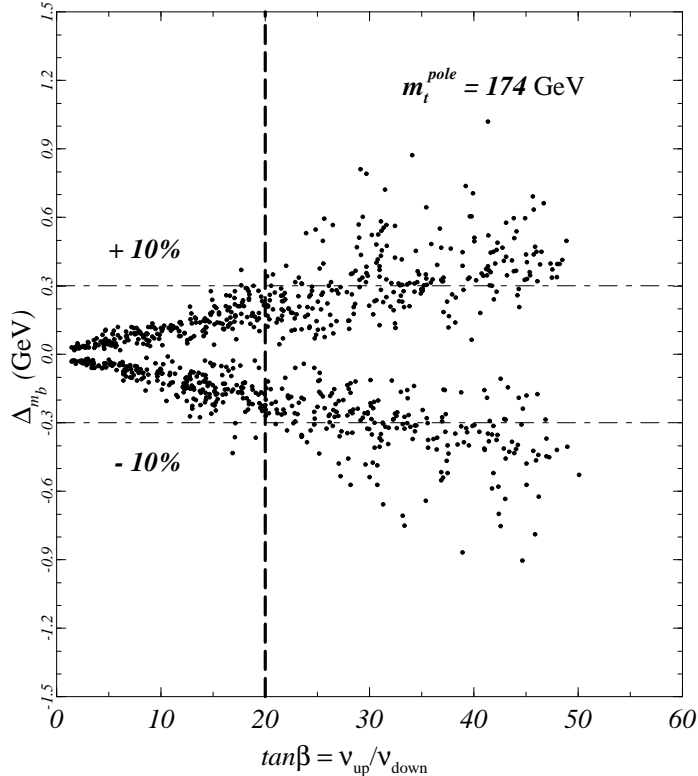


Fig. 2. The correction to the b -quark $\overline{\text{MS}}$ mass $m_b(M_Z) \approx 3$ GeV (in GeV) from finite superpartner-loops. $m_t^{pole} = 174$ GeV and universal boundary conditions for the soft parameters at the unification scale are chosen at random. All points included are consistent with electroweak breaking. $\tan \beta = 20$ is indicated for comparison. For $\tan \beta < 20$ corrections are less than 10%.

of the model.² These are taken into account (assuming no conspiracies), e.g., in (1) and Fig. 1, but will not be discussed here. The following points, however, should be stressed:

- α_s dependence: We use the predicted value of $\alpha_s(M_Z)[s^2, m_t, \dots]$, e.g., $\alpha_s(M_Z) \approx 0.12$ for $m_t^{pole} \approx 100$ GeV and $\alpha_s(M_Z) \approx 0.13$ for $m_t^{pole} \approx 180$ GeV. Using instead a fixed value $\alpha_s^0(M_Z)$ for the whole m_t range implies some hidden assumptions on GUT-scale corrections. The lower the value of α_s (and the heavier the t -quark) the larger and less likely are these corrections.
- Finite-loop corrections to $m_b(M_{SUSY})$: The relevance of those corrections was pointed out⁷ recently. However, while being extremely important for large $\tan \beta$ (maybe even to the point of removing any predictive power), they are negligible in region (i), as can be seen in Fig. 2. The details of the low-energy spectrum are nearly irrelevant in determining the size of that region.

Different aspects of region (i) were discussed by various authors. The possibility that the Higgs boson mass is induced only at the loop-level was discussed by Diaz and Haber.⁸ The consistency of that scenario with bottom-tau unification recently led to greater attention to that region of parameter space.^{4,9,10} The consistency with Yukawa

unification is easily understood: From perturbativity one has a m_t -dependent lower bound on $\tan\beta \gtrsim 1$. Thus, we are in a region of large top-Yukawa coupling $h_t \approx 1$. Slightly decreasing $\tan\beta$ (i.e., decreasing $\sin\beta$ or increasing h_t) at M_Z would lead to divergences (i.e., h_t “hits” its Landau pole) at higher scales¹¹: h_t has a quasi-fixed point at $\tan\beta \approx 1$. This balances too large α_s corrections to the h_b/h_τ ratio, can explain the heavy t -quark, and makes region (i) relatively insensitive to theoretical uncertainties.

For $\tan\beta = 1$ there is a custodial symmetry $SU(2)_L \times SU(2)_R \rightarrow SU(2)_{L+R}$ in the Higgs sector.¹² The deviation of $\tan\beta$ from unity measures the symmetry breaking, which is induced at the loop level due to the Yukawa interactions. Thus, the enhanced symmetry can be responsible for the smallness of the region. It also puts an upper bound on $m_t^{pole} \lesssim 185$ GeV so that $\tan\beta < 2$.

As mentioned above, we will not discuss all possible signatures, but will focus on the loop-induced Higgs boson mass. (Another interesting signature is a possible light mixed t -scalar.¹⁰) In particular, Barger et al. argued,¹³ using the leading-logarithm approximation, that $m_{h^0} \lesssim 85$ GeV for $m_t^{pole} \lesssim 160$ GeV. We will show that this is rather a typical mass range and that the upper bound, though still relevant for LEP II, is much higher. An important enhancement comes from the large left-right mixing in the t -scalar sector and from the large split between the two t -scalar mass eigenstates. That enhancement leads to the upper bound $m_{h^0} \lesssim 100$ (110) GeV for $m_t^{pole} \lesssim 160$ (175) GeV. The enhancement is sensitive to the type of vacuum stability constraints one imposes (see below).

From the minimization of the Higgs scalar potential one has for the supersymmetric Higgsino mass parameter $\mu^2 \propto 1/[\tan^2\beta - 1]$, and μ^2 diverges as $\tan\beta \rightarrow 1$, i.e., in the symmetric limit. (In fact, one expects finite loop corrections to be relevant near the limit, and we can assume, without loss of generality, $\tan\beta \gtrsim 1.1$.¹⁴) The large μ -parameter dictates the phenomenology of the scenario. In particular, the tree-level CP even mass matrix is nearly degenerate: it has a very heavy and a nearly zero mass eigenvalue (this is a trivial consequence of the custodial symmetry). In practice, the light tree-level eigenvalue $m_{h^0}^T < M_Z |\cos 2\beta|$ is small but grows with m_t^{pole} (i.e., with the lower bound on $\tan\beta$). At the one-loop level, one has $m_{h^0}^2 = m_{h^0}^{T^2} + \Delta_{h^0}^2 \approx \Delta_{h^0}^2$. The upper bound on the loop correction can be estimated¹⁵ (assuming only t -scalar contributions):

$$m_{h^0}^2 \leq M_Z^2 \cos^2 2\beta + \frac{3\alpha m_t^4}{4\pi s^2(1-s^2)M_Z^2} \left\{ \ln \left(\frac{m_{\tilde{t}_1}^2 m_{\tilde{t}_2}^2}{m_t^4} \right) + \Delta_{\theta_t} \right\} \quad (2)$$

where

$$\begin{aligned} \Delta_{\theta_t} = & \left(m_{\tilde{t}_1}^2 - m_{\tilde{t}_2}^2 \right) \frac{\sin^2 2\theta_t}{2m_t^2} \ln \left(\frac{m_{\tilde{t}_1}^2}{m_{\tilde{t}_2}^2} \right) \\ & + \left(m_{\tilde{t}_1}^2 - m_{\tilde{t}_2}^2 \right)^2 \left(\frac{\sin^2 2\theta_t}{4m_t^2} \right)^2 \left[2 - \frac{m_{\tilde{t}_1}^2 + m_{\tilde{t}_2}^2}{m_{\tilde{t}_1}^2 - m_{\tilde{t}_2}^2} \ln \left(\frac{m_{\tilde{t}_1}^2}{m_{\tilde{t}_2}^2} \right) \right]. \end{aligned} \quad (3)$$

Due to the large μ parameter the left-right mixing θ_t between the two t -scalars can be substantial and the leading-logarithm and the mixing Δ_{θ_t} terms in (2) can be equivalent. Thus, m_{h^0} is enhanced by an additional factor of $\sim \sqrt{2}$. However, since $\tan\beta$ increases with m_t (from perturbativity), $|\mu|$ and Δ_{θ_t} decrease and we obtain an interesting interplay between the overall factor of m_t^4 and Δ_{θ_t} .

Eq. (2) is, of course, only an approximation. The results of a complete calculation for the Higgs boson mass are shown in Fig. 3 (for the details of the calculation, see Ref.

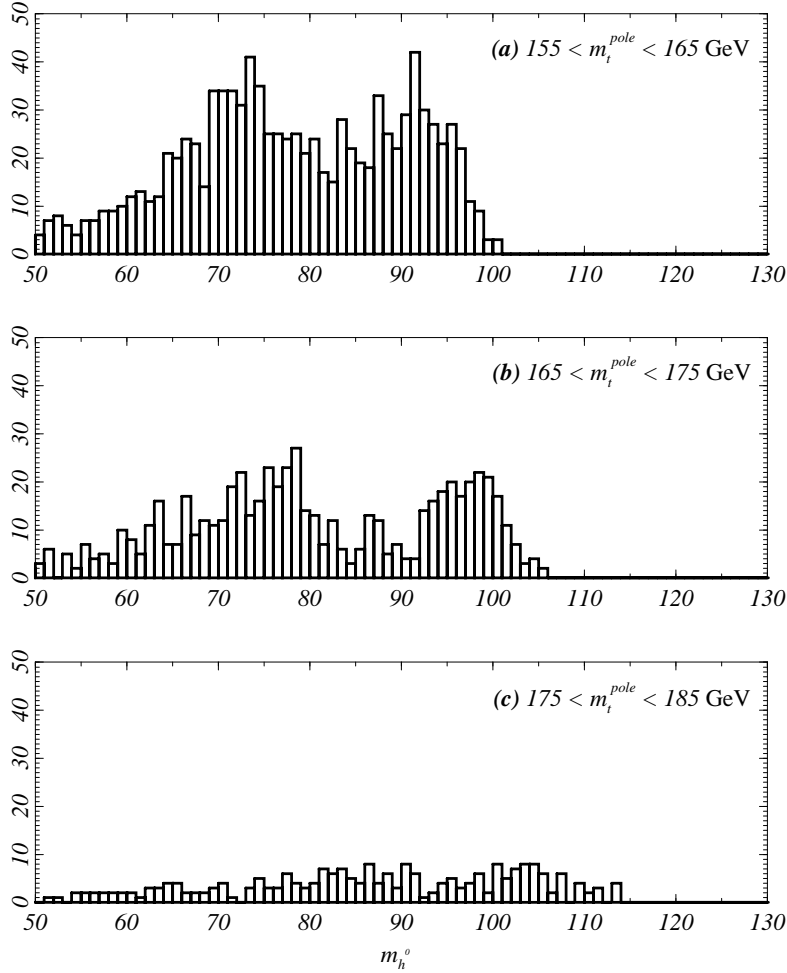


Fig. 3. The Higgs boson mass m_{h^0} (in GeV) distribution in a sample of monte-carlo calculations with random universal boundary conditions at the unification scale and using the effective potential method with subtraction scale M_Z . $\tan\beta$ is constrained as in Fig. 1. m_t^{pole} is in the range (a) [155, 165], (b) [165, 175], (c) [175, 185] GeV and has the gaussian distribution 143 ± 18 GeV.

4). $\tan\beta$ is constrained as in Fig. 1, we assume the gaussian distribution $m_t^{pole} = 143 \pm 18$ GeV (from precision data[‡]) and all superpartner masses are constrained to be $\lesssim 1$ TeV. The monte-carlo generated histograms contain information on the upper bounds and on the distributions. The upper bound is a function of m_t :

- $m_{h^0} \lesssim 100$ GeV for $m_t^{pole} \lesssim 160$ GeV,
- $m_{h^0} \lesssim 110$ GeV for $m_t^{pole} \lesssim 175$ GeV,
- $m_{h^0} \lesssim 120$ GeV for $m_t^{pole} \lesssim 185$ GeV.

The distribution has two peaks, one which is enhanced by the t -scalar mixing term and which determines the upper bound, and a peak at a much lighter mass from points with

[‡]Using the recent CDF range⁶ for m_t^{pole} would only change the relative population in the different histograms and would not affect our discussion.

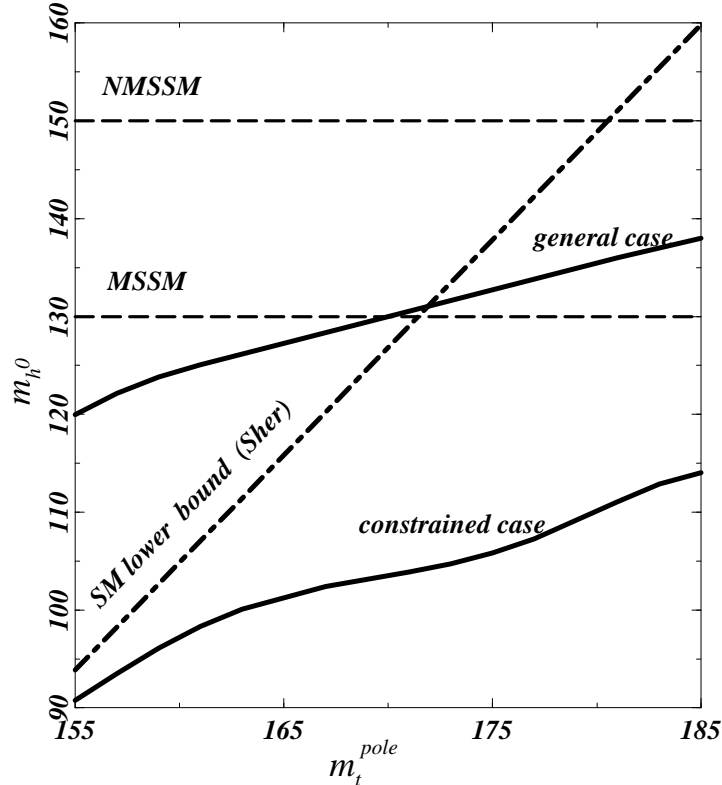


Fig. 4. The upper bound on the Higgs boson ($\overline{\text{MS}}$) mass m_{h^0} as a function of m_t^{pole} (all masses are in GeV). In the constrained case $\tan\beta$ is constrained by bottom-tau unification as in Fig. 1. The general case is for all $\tan\beta$ (consistent with electroweak breaking). Note the local minimum in the constrained curve which is due to the interplay between the mixing enhancement and the m_t^4 factor. The upper bound curves are derived using monte-carlo methods and are not rigorous. Generic upper bounds in the MSSM and in non-minimal models (NMSSM) derived from perturbativity considerations are shown for comparison. Also shown a suggestive lower bound in the non supersymmetric case (we use $\alpha_s = 0.125$ in the formula of Ref. 17).

no enhancement. Thus, the mass is typically much lighter than the upper bound, and, if the t -quark is lighter than ~ 170 GeV, may still be relevant for LEPI. (Note that we do not attempt to give rigorous bounds.)

We compare the above bounds to those derived for any $\tan\beta$ in Fig. 4. The ~ 30 GeV difference is due to the non-vanishing tree-level mass $\lesssim M_Z$ in the general case. (Loop corrections are, however, typically smaller in the general case.) One can also compare either case with typical upper bounds $m_{h^0} \lesssim 130 - 150$ GeV derived from perturbativity considerations,¹⁶ and to the lower bound given by Sher¹⁷ for the non-supersymmetric case, $m_{h^0} \gtrsim 132$ GeV. However, strong assumptions regarding vacuum stability are made in the latter case.

Complications in the calculations, which are explored elsewhere,⁴ suggest even stronger upper bounds:

1. The magnitude of the two-loop terms is known to be small and probably negative.¹⁸ However, the exact magnitude is ambiguous given the complicated low-energy structure of the model. For example, In Fig. 3 we used the effective potential method¹⁹ to extract m_{h^0} . In that method Δ_{h^0} is given to a one-loop leading-logarithm order. It is

straightforward to show that the renormalization-point dependence of the one-loop leading logarithm [e.g., in (2)] is equivalent to two-loop next-to-leading logarithms which are typically positive. Thus, one could overestimate m_h^0 when choosing the renormalization point $Q = M_Z$ (as in Fig. 3). In Fig. 5a $Q = 600$ GeV, and indeed lower masses are suggested. In particular, if the scalar quarks are of the order of TeV or heavier, one would falsely get large Higgs boson masses using that method, unless, Q is properly adjusted (so that the loop expansion does not break down). Alternatively, we could use different methods, e.g., the renormalization group method²⁰ leads to typically lower one-loop upper bounds (in agreement with Fig. 5a). This is because one is implicitly including negative two-loop leading logarithm contributions in that method. In short, Fig. 3 corresponds to a conservative estimate of the upper bounds. Once the non-trivial task of a complete two-loop calculation is carried out, we expect slightly stronger upper bounds.

2. In some cases large t -scalar mixing corresponds to the SM model populating only a local minimum of the full scalar potential. That is, when considering all scalar fields on equal footing, the global minimum may be in a direction in which the t -scalar has a vacuum expectation value and, thus, the physical vacuum is not stable. Eliminating cases in which a global color and charge breaking minimum exists slightly reduces the upper bound and also affects the mixing peak population. The effect is reduced with increasing m_t and never diminishes the mixing peak completely. One could try to identify dangerous directions in the multidimensional scalar-field space and characterize those directions by analytic constraints. However, such constraints entail assumptions that are not always useful for identifying the deepest minimum (i.e., the constraints are too weak). In addition, analytic constraints typically do not distinguish a local minimum from a global one and can exclude legitimate points (i.e., are too strong). Thus, analytic treatments are often not satisfactory. Furthermore, a point in parameter space which is consistent with electroweak symmetry breaking contains at least a local minimum which does not respect color and charge symmetries. This is shown in Ref. 4 where we also compare numerical and analytic treatments of the problem. Recent progress was also reported by Carena and Wagner.²¹

Lastly, the prediction of m_{h^0} is relatively stable when considering model-dependent evolution of the soft parameters between the Planck and GUT scales.²² This is shown in Fig. 5 and is due to the cancellations between corrections to the relevant soft parameters and to μ^2 . (However, the t -scalar mixing and mass are affected.) Thus, our discussion is only slightly affected by that uncertainty.

To conclude, we studied the one-loop Higgs boson mass in the region of parameter space which is well motivated by Yukawa unification. We treat all theoretical uncertainties in a reasonable manner and the upper bounds given, e.g., $m_{h^0}^2 \lesssim 110$ GeV (for $m_t^{pole} \lesssim 175$ GeV), correspond to the most conservative estimate. The Higgs boson in this scenario is most likely in a range that is, in principle, visible to LEP II [unless the t -quark is heavier than ~ 180 GeV, in which case there is not much motivation to consider region (i)]. Two-loop calculations and vacuum stability constraints slightly strengthen the upper bounds.

Acknowledgments

This work was done with Paul Langacker and in part with Alex Pomarol, and was supported by the US Department of Energy Grant No. DE-AC02-76-ERO-3071.

References

1. M. S. Chanowitz et al., *Nucl. Phys.* **B128** (1977) 506; A. J. Buras et al., *ibid.* **135** (1978) 66.
2. P. Langacker and N. Polonsky, *Phys. Rev. D* **47** (1993) 4028; *ibid.* **49** (1994) 1454.
3. See, for example, M. Berger, these proceedings; S. Pokorski, these proceedings; L. Roszkowski, these proceedings; C. Wagner, these proceedings.
4. P. Langacker and N. Polonsky, Pennsylvania Report No. UPR-0594T (1994); *Phys. Rev. D*, in press.
5. P. Langacker and M. Luo, *Phys. Rev. D* **44** (1991) 817; J. Ellis et al., *Phys. Lett. B* **249** (1990) 441; U. Amaldi et al., *ibid.* **260** (1991) 447; F. Anselmo et al., *Nouvo Cimento* **104A** (1991) 1817.
6. See S. Kim, The CDF collaboration, these proceedings.
7. L. J. Hall et al., LBL Report No. LBL-33997 (1993); M. Carena et al., CERN Report No. CERN-TH-7163-94 (1994); R. Hempfling, DESY Report No. DESY-94-057 (1994); B. Wright, Madison Report No. MAD/PH/812 (1994).
8. M. A. Diaz and H. E. Haber, *Phys. Rev. D* **46** (1992) 3086.
9. V. Barger et al., Madison Report No. MAD/PH/801 (1993); M. Carena et al., CERN Report No. CERN-TH-7060-93 (1993); J. F. Gunion and H. Pois, UC Davis Report No. UCD-94-1; B. Ananthanarayan et al., Bartol Report No. BA-94-03 (1994); G. K. Leontaris and N. D. Tracas, Ioannina Report No. IOA.303/94 (1994); C. Kolda et al., Michigan Report No. UM-TH-94-03 (1994).
10. H. Baer et al., Florida Report No. FSU-HEP-940311 (1994); M. Drees, these proceedings.
11. C. T. Hill, *Phys. Rev. D* **24** (1981) 691.
12. R. Barbieri and L. Maiani, *Nucl. Phys.* **B244** (1983) 32.
13. V. Barger, M. S. Berger, P. Ohmann, and R. J. Phillips, *Phys. Lett.* **B314** (1993) 351.
14. M. Bando et al., *Mod. Phys. Lett. A* **8** (1993) 2729.
15. J. L. Lopez and D. V. Nanopoulos, *Phys. Lett. B* **266** (1991) 397.
16. J. R. Espinosa and M. Quiros, *Phys. Lett. B* **302** (1993) 51; G. L. Kane et al., *Phys. Rev. Lett.* **70** (1993) 2686; T. Elliott et al., Southampton Report No. SHEP-92-93-21 (1993).
17. M. Sher, *Phys. Lett. B* **317** (1993) 159; addendum hep-ph-9404347.
18. J. R. Espinosa and M. Quiros, *Phys. Lett. B* **266** (1991) 389; J. Kodaira, Y. Yasui, and K. Sasaki, Hiroshima Report No. HUPD-9316 (1993); R. Hempfling and A. H. Hoang, DESY Report No. DESY-93-162 (1993); M. Quiros, these proceedings.
19. See, for example, J. Ellis et al., *Phys. Lett. B* **257** (1991) 83; *ibid.* **262** (1991) 477.
20. See, for example, H. E. Haber and R. Hempfling, *Phys. Rev. D* **48** (1993) 4280.
21. M. Carena and C. Wagner, these proceedings and private communications.
22. A. Pomarol, these proceedings; N. Polonsky and A. Pomarol, Pennsylvania Report No. UPR-0616T (1994).

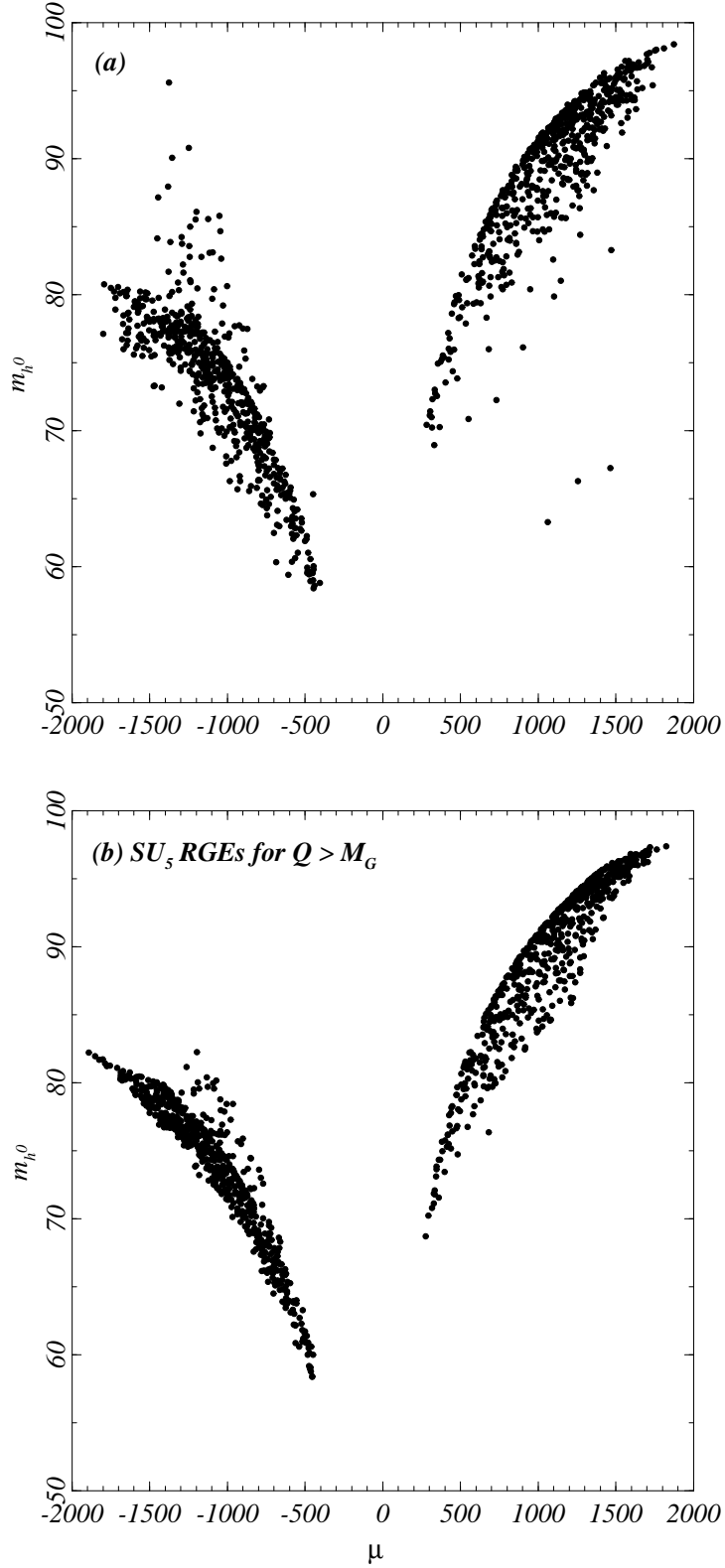


Fig. 5. The Higgs boson (m_{h^0}) *vs.* Higgsino (μ) mass plane (in GeV) for $m_t^{pole} = 174$ GeV, $\tan\beta = 1.52$, and with random universal boundary conditions at (a) the GUT scale $\approx 10^{16}$ GeV, (b) at the (reduced) Planck scale $\approx 10^{18}$ GeV. In case (b) we assume a minimal SU_5 model above the GUT scale (for details, see Ref. 22). The effective potential method with a subtraction scale $Q = 600$ GeV is employed, which leads to lower values of m_{h^0} than for $Q = M_Z$.