

ON THE POSSIBILITIES TO STUDY THE EXOTIC STATE 1^{-+} IN THE EXPERIMENTS ON PHOTOPRODUCTION OF THE $\pi\eta, \pi\eta'$ SYSTEMS

I.G. AZNAURYAN

Yerevan Physics Institute, Republic of Armenia
(Alikhanian Brothers St. 2, Yerevan 375036, Armenia)

Abstract

We show that in photoproduction experiments there are propitious conditions to study the exotic state 1^{-+} in the $\pi\eta$ and $\pi\eta'$ channels. We show that for unpolarized photon beam the contributions with natural and unnatural parity exchanges do not interfere with each other, the fact which gives additional arguments in the estimation of the correctness of phase shift analysis. In the reaction of photoproduction of $\pi^+\eta$ system in the mass range of $a_2(1320)$ more strong limit on the upper bound of the product $\Gamma(1^{-+} \rightarrow \pi\gamma) \times \text{Br}(1^{-+} \rightarrow \pi\eta)$ can be obtained than in experiments on Primakoff production on nuclei. In the photoproduction of $\pi^0\eta$ and $\pi^0\eta'$ systems there are propitious conditions to study the state 1^{-+} in the coherent photoproduction on nuclei, the fact which will allow to enlarge significantly the statistics and makes the phase shift analysis more simple.

November 1994

1 Introduction

It is known that many years much effort has been devoted to the experimental search for exotic states, experiments being mostly focused on meson spectroscopy. Number of mesons are observed: $f_0(975), a_0(980), \eta/i(1460), \Gamma/f_0(1590) \dots$ which are candidates for exotics, however by quantum numbers they can be ordinary $q\bar{q}$ -states, and there are doubts about unambiguous identification of these mesons as exotic states. Apart from non- $q\bar{q}$ quantum numbers there is no simple unambiguous way of distinguishing $q\bar{q}$ from non- $q\bar{q}$ objects. By this reason it is of great interest to search for the state with quantum numbers $J^{PC} = 1^{-+}$ which does not fit into $q\bar{q}$ classification. The most convenient channels to search for this state are systems $\pi\eta, \pi\eta', \eta\eta \dots$ which by selection rules have limited number of states $0^{++}, 1^{-+}, 2^{++} \dots$, and observation of the resonance in the P-wave for these systems would provide unambiguous evidence for exotic. It should be mentioned, however, that from the point of view of some existing models (flux-tube model [1] and nonrelativistic potential model [2]) these channels are not favourable for the search of exotic state 1^{-+} . But, strictly speaking, we are unable currently to obtain strict results in this field, and for understanding of QCD in non-perturbative sector complex investigations are necessary with search for exotic states in all channels.

In the $\pi\eta$ and $\pi\eta'$ systems at present there are some indications on the possible existence of the exotic state 1^{-+} [3]-[5]. The data are obtained on the pion beams in the following experiments: by the GAMS collaboration at CERN-SPS in the charge-exchange reaction $\pi^- p \rightarrow \pi^0 \eta n$ at 100GeV[3], in the diffractive reactions $\pi^- p \rightarrow \pi^- \eta p$ and $\pi^- p \rightarrow \pi^- \eta' p$ at KEK at 6.3 GeV[4] and on the VES detector at IHEP at 37 GeV[5]. However, the data are not sufficient to make unambiguous phase shift analyses in these experiments and new experiments including new reactions are necessary.

In this paper we will show that in photoproduction experiments there are propitious conditions to study the 1^{-+} state in the $\pi\eta$ and $\pi\eta'$ channels. In section 2 we will show that for unpolarized photon beam the formulas for angular distributions of pions (or η -mesons) in the Gottfried-Jackson frame of $\pi\eta$ system are the same as for pion beam [4, 6]. As in the case of pion beam the mechanisms with natural parity exchange (NPE) and unnatural parity exchange (UPE) in the t-channel do not interfere with each other and contribute to different amplitudes with different angular dependences. This fact is useful in order to find the mechanism of pro-

duction of the resonance and can give additional arguments in the estimation of the correctness of phase shift analysis. In section 3 we will show that in reaction of photoproduction of $\pi^+\eta$ system in the mass range of $a_2(1320)$ -resonance more strong limit on the upper bound of the product $\Gamma(1^{-+} \rightarrow \pi\gamma) \times \text{Br}(1^{-+} \rightarrow \pi\eta)$ can be obtained than in the experiment on Primakoff production on nuclei [7]. In section 4 we will show that photoproduction of $\pi^0\eta$ and $\pi^0\eta'$ systems at small momentum transfers is dominated by spin-nonflip zero-isospin NPE. This means that there are propitious conditions to study the state 1^{-+} in the coherent photoproduction on nuclei, the fact which will allow to enlarge significantly the statistics and makes the phase shift analysis more simple, as in this case only contributions with NPE exchange survive.

2 Cross section expansion over helicity states of the $\pi\eta$ system

In this section we will carry out parallel consideration of the reactions

$$\pi N \rightarrow (\pi\eta)N, \quad (1)$$

$$\gamma N \rightarrow (\pi\eta)N \quad (2)$$

and will show that for pion beam and for unpolarized photon beam formulas for angular distributions in the Gottfried-Jackson frame of the $\pi\eta$ system coincide.

Let us define helicity amplitudes for these reactions as

$$M^\pi(\lambda, \lambda_f, \lambda_i) \quad \text{and} \quad M^\gamma(\lambda, \lambda_f, \lambda_\gamma, \lambda_i), \quad (3)$$

where λ is helicity of $\pi\eta$ system, λ_i and λ_f are helicities of initial and final nucleons, λ_γ is photon helicity. For a definite parity exchange (natural or unnatural) in the t-channel there is a parity relation at each vertex [8] which gives in the vertexes $\pi \rightarrow \pi\eta$ and $\gamma \rightarrow \pi\eta$:

$$M^\pi(-\lambda, \lambda_f, \lambda_i) = P_{\eta\pi\eta\pi\eta}(-1)^{L+\lambda} M^\pi(\lambda, \lambda_f, \lambda_i), \quad (4)$$

$$M^\gamma(-\lambda, \lambda_f, -\lambda_\gamma, \lambda_i) = P_{\eta\gamma\eta\pi\eta}(-1)^{L+\lambda-S_\gamma-\lambda_\gamma} M^\gamma(\lambda, \lambda_f, \lambda_\gamma, \lambda_i). \quad (5)$$

Here $P = +1$ for NPE and $P = -1$ for UPE, η denotes internal parity of the states, S_γ and L are spins of photon and $\pi\eta$ system. For the $\pi\eta$ system $\eta_{\pi\eta} = (-1)^L$, so we have

$$M^\pi(-\lambda, \lambda_f, \lambda_i) = -P(-1)^\lambda M^\pi(\lambda, \lambda_f, \lambda_i), \quad (6)$$

$$M^\gamma(-\lambda, \lambda_f, -\lambda_\gamma, \lambda_i) = -P(-1)^\lambda M^\gamma(\lambda, \lambda_f, \lambda_\gamma, \lambda_i). \quad (7)$$

Now we can define amplitudes with definite parity exchange in the t-channel:

$$M_{\lambda\pm}^\pi \equiv M_\lambda^\pi \mp (-1)^\lambda M_{-\lambda}^\pi, \quad (8)$$

$$M_{\lambda\pm}^\gamma \equiv M_{\lambda, \lambda_\gamma}^\pi \mp (-1)^\lambda M_{-\lambda, -\lambda_\gamma}. \quad (9)$$

If we consider the reactions with unpolarized photons and nucleons and, therefore, sum up over their helicity states, the relations of type of eq.(8) can be written for each indices of the density matrices of reactions (1) and (2):

$$\begin{aligned} \rho_{\lambda, \lambda'} &= \frac{1}{2}(\rho_{\lambda+, \lambda'} + \rho_{\lambda-, \lambda'}), \\ \rho_{-\lambda, \lambda'} &= \frac{-(-1)^\lambda}{2}(\rho_{\lambda+, \lambda'} - \rho_{\lambda-, \lambda'}), \\ \rho_{\lambda, \lambda'} &= \frac{1}{2}(\rho_{\lambda, \lambda'+} + \rho_{\lambda, \lambda'-}), \\ \rho_{\lambda, -\lambda'} &= \frac{-(-1)^{\lambda'}}{2}(\rho_{\lambda, \lambda'+} - \rho_{\lambda, \lambda'-}). \end{aligned} \quad (10)$$

These density matrices define the angular distributions of π and η in the Gottfried-Jackson frame of the $\pi\eta$ system as follows:

$$\frac{d\sigma}{d\Omega} \sim W(\Theta, \varphi) = \sum_{L, L'} \sum_{\lambda, \lambda'} \left(\frac{2L+1}{4\pi} \frac{2L'+1}{4\pi} \right)^{1/2} D_{\lambda 0}^L(\Theta, \varphi) [D_{\lambda' 0}^{L'}(\Theta, \varphi)]^* \rho_{\lambda \lambda'}, \quad (11)$$

where Θ and φ are polar and azimuthal angles of π (or η) in this frame. Now using relations (10), the relations

$$D_{-\lambda|0}^L = (-1)^\lambda (D_{\lambda|0}^L)^*, \quad D_{\lambda 0}^L(\Theta, \varphi) = e^{i\lambda\varphi} d_{\lambda 0}^L(\Theta) \quad (12)$$

and the symmetry of $W(\Theta, \varphi)$ according to the replacement $\varphi \rightarrow -\varphi$ we can write $\frac{d\sigma}{d\Omega}$ in the form [4, 6]:

$$\frac{d\sigma}{d\Omega} = |A_0 + A_-|^2 + |A_+|^2, \quad (13)$$

where

$$\begin{aligned} A_0 &= \sum_{L=0}^{L_{\max}} (2L+1)^{1/2} L_0 D_{00}^L(\Theta, \varphi), \\ A_- &= \sum_{L=0}^{L_{\max}} \sum_{\lambda=1}^L (2L+1)^{1/2} \sqrt{2} L_\lambda \text{Re}(D_{\lambda 0}^L(\Theta, \varphi)), \\ A_+ &= \sum_{L=0}^{L_{\max}} \sum_{\lambda=1}^L (2L+1)^{1/2} \sqrt{2} L_{\lambda+} \text{Im}(D_{\lambda 0}^L(\Theta, \varphi)). \end{aligned} \quad (14)$$

Here we have used notations of ref.[4], L_0 and $L_{\lambda-}$ are amplitudes which correspond to production of $\pi\eta$ system with spin L via UPE, $L_{\lambda+}$ via NPE. In each bilinear product of amplitudes a summation over photon and nucleon helicities is implicit.

From the derivation of the formulas (13),(14) it is seen that the similar relations can be written in the case of electroproduction for cross sections σ_t and σ_s corresponding to transverse and longitudinal virtual photons. For σ_t we will have (as in the case of unpolarized photon beam) that L_0 and $L_{\lambda-}$ correspond to UPE and $L_{\lambda+}$ to NPE. However, for longitudinal photons the sign in right hand side of eq.(7) will be positive. By this reason for σ_s amplitudes L_0 and $L_{\lambda-}$ will correspond to NPE and $L_{\lambda+}$ to UPE.

Let us emphasize the following feature of the relations (13),(14): in the considered reactions the mechanisms with NPE and UPE lead to quite different angular distributions in the Gottfried-Jackson frame of $\pi\eta$ system and contribute to different amplitudes. This fact can be used as additional argument in the estimation of correctness of the results of the phase shift analyses. Let us demonstrate this on the phase shift analyses made in refs.[3]-[6].

According to the phase shift analysis of the reaction $\pi^-p \rightarrow \pi^0\eta n$ made in ref. [3] the exotic state 1^{-+} appears in the amplitude P_0 , i.e. its production mechanism corresponds to UPE. At the same time at the energies used in this experiment (100 GeV) the main contributions should be ρ -exchange with NPE and ρP -cuts with predominantly NPE. The consideration as the production mechanism of the $b_1(1230)$ -exchange [9] with UPE has low probability at these energies due to low intercept of this trajectory. By these reasons the results of the phase shift analysis of Alde et al [3] are doubtful.

The situation is different in the ref.[4, 5]. Here the diffractive reactions $\pi^-p \rightarrow \pi^-\eta(\eta')p$ with predominantly NPE are investigated. According to the phase shift analyses made in [4, 5] the possible exotic state 1^{-+} appears in the P_+ amplitude, and so, from the point of view of correctness of the production mechanism these analyses are out of doubt.

In order to fix a normalization in eqs.(13),(14) let us give formulas for diagonal terms corresponding to the production of $\pi\eta$ system through the resonance state with spin L :

$$d\sigma = d\sigma_L \frac{\frac{1}{\pi} m_L \Gamma_L dM^2}{(M^2 - m_L^2)^2 + (m_L \Gamma_L)^2} Br(\eta\pi) W_L(\cos\Theta) d\cos\Theta, \quad (15)$$

where $d\sigma_L$ is the cross section of production of the resonance, M is invariant mass of $\pi\eta$ system:

$$M^2 = (P_\pi + P_\eta)^2, \quad (16)$$

m_L and Γ_L are the resonance mass and total width, $W_L(\cos\Theta)$ is integrated over azimuthal angle angular distribution of π (or η) in the Gottfried-Jackson frame. For unpolarized photon beam and for pion beam this angular distribution has the form:

$$\begin{aligned} W_0(\cos\Theta) &= \frac{1}{2}, \\ W_1(\cos\Theta) &= \frac{3}{2} \left[\rho_{00}^U \cos^2\Theta + (\rho_{11}^N + \rho_{11}^U) \sin^2\Theta \right], \\ W_2(\cos\Theta) &= \frac{5}{8} \left[\rho_{00}^U (3\cos^2\Theta - 1)^2 + 12(\rho_{11}^N + \rho_{11}^U) \sin^2\Theta \cos^2\Theta + 3(\rho_{22}^N + \rho_{22}^U) \sin^4\Theta \right], \end{aligned} \quad (17)$$

were $\rho_{LL}^{U,N}$ -are density matrix elements corresponding to UPE and NPE. They obey the conditions:

$$\begin{aligned} \text{for } L = 1 : \quad & \rho_{00}^U + 2(\rho_{11}^N + \rho_{11}^U) = 1, \\ \text{for } L = 2 : \quad & \rho_{00}^U + 2(\rho_{11}^N + \rho_{11}^U + \rho_{22}^N + \rho_{22}^U) = 1. \end{aligned} \quad (18)$$

3 Photoproduction of the $\pi^+\eta$ system

In this section we will show that in the reaction of photoproduction of the $\pi^+\eta$ system in the mass range of the resonance $a_2(1320)$ it is possible to obtain more strong limit on the upper bound of the product $\Gamma(1^{-+} \rightarrow \pi\gamma)\text{Br}(1^{-+} \rightarrow \pi\eta)$ than in the experiment on Primakoff production [7]. Experimental data [10] indicate on the large cross section of photoproduction of $a_2(1320)$ in the energy range 3-6 GeV, and the resonance $a_2(1320)$ has large branching ratio into $\pi\eta$ channel = $14.5 \pm 1.2\%$. From energy dependence and t-distributions of the data it follows that photoproduction of $a_2^+(1320)$ is dominated by π -exchange and, hence, is described by the diagram of fig.1a. In the case of possible production of the positive resonance state 1^{-+} in the reaction (2) it will be also dominated by π -exchange (the diagram of fig.1a). So, the photoproduction of the resonances $a_2(1320)$ and 1^{-+} is determined by the same vertices as in the Coulomb production of these resonances in the experiments with pion beams (the diagram of fig.1b). These vertices can be written in the form:

$$V(1^{-+} \rightarrow \pi\gamma) = g\varepsilon_{\mu\nu\sigma\lambda}\varepsilon_{1^{-+}}^\mu\varepsilon_\gamma^\nu p_{1^{-+}}^\sigma p_\pi^\lambda, \quad (19)$$

$$V(a_2 \rightarrow \pi\gamma) = G\varepsilon_{\mu\nu\sigma\lambda}\varepsilon_{a_2}^{\mu\alpha}\varepsilon_\gamma^\nu p_{a_2}^\sigma p_\pi^\lambda (p_\pi - p_\gamma)_\alpha, \quad (20)$$

where ε and p denote wave functions and four-momenta of particles. Using these verteces it is easy to show that at large energies and small momentum transfers the ratios of cross sections of the a_2 and 1^{-+} production via the diagrams of figs.1a and 1b coincide, being equal to

$$\frac{d\sigma(1^{-+})}{d\sigma(a_2)} = \frac{3\Gamma(1^{-+} \rightarrow \pi\gamma)}{5\Gamma(a_2 \rightarrow \pi\gamma)}. \quad (21)$$

For convenience we have supposed here that $M^2 = m_{a_2}^2 = [m(1^{-+})]^2$. The density matrix elements for the diagrams of figs.1a and 1b also coincide with each other and are equal to $\rho_{00} = \rho_{22} = \rho_{11}^N = 0$, $\rho_{11}^U = \frac{1}{2}$. Therefore, using relations (15) and (17) we have for the cross sections of production of the $\pi\eta$ system in the considered reactions the following expression:

$$d\sigma = d\sigma(a_2)\text{Br}(a_2 \rightarrow \eta\pi)W(\cos\theta), \quad (22)$$

where

$$W(\cos\theta) = \frac{15}{4}\sin^2\theta \left(\cos\theta \pm \sqrt{\Delta}\right)^2, \quad (23)$$

$$\Delta = \frac{3\Gamma(1^{-+} \rightarrow \pi\gamma)\text{Br}(1^{-+} \rightarrow \pi\eta)}{25\Gamma(a_2 \rightarrow \pi\gamma)\text{Br}(a_2 \rightarrow \pi\eta)}. \quad (24)$$

Let us note that sings in bracket in eq.(23) are opposite to each other for the diagrams of figs.1a and 1b due to the term $(p_\pi - p_\gamma)_\alpha$ in (20).

So, the possible existence of the resonance 1^{-+} in the mass range of $a_2(1320)$ will give the forward-backward asymmetry in the Gottfried-Jackson frame of the $\pi\eta$ system which should be the same in magnitude (but opposite in sign) in the photoproduction experiments and in the Primakoff production experiments. In the photoproduction experiments there are conditions to study this asymmetry with better statistics than in the experiments on Primakoff production. For example, for the CLAS of CEBAF the detected rate of a_2^+ in the $\pi^+\eta$ channel will be $700/h$ assuming a 10cm LH_2 target and a photon beam with intensity of $2 \times 10^7/s$.¹ In this estimation the experimental data on a_2^+ -photoproduction obtained in [10] are used. So, the statistics in photoproduction experiment will be much larger than in the Primakoff production experiment [7], where the number of events with a_2 production in the $\pi\eta$ chanell is 144.

¹I am thankfull to S.S.Stepanyan who has made this estimation

4 Photoproduction of the $\pi^0\eta$ ($\pi^0\eta'$) systems

Photoproduction of the exotic state 1^{-+} in the $\pi^0\eta, \pi^0\eta'$ channels can go only through the C-odd exchanges ω and ρ (see diagrams of figs.2a,b), ω exchange being dominating at small momentum transfers by the following reasons:

(a) the coupling constant $g_{\omega pp}$ corresponding to the spin-nonflip forward scattering (which is dominating at small momentum transfers) is significantly larger than similar $g_{\rho pp}$ constant: $g_{\omega pp} \simeq 4g_{\rho pp}$ [11];

(b) the coupling constant $g_{\rho\gamma}$ which according to VDM determines the diagram with ω -exchange is larger than the coupling constant $g_{\omega\gamma}$ in the diagram with ρ -exchange: $g_{\rho\gamma} \simeq 3g_{\omega\gamma}$.

So, photoproduction of the $\pi^0\eta$ and $\pi^0\eta'$ systems is dominated at small momentum transfers by spin-nonflip NPE with zero isospin and its differential cross section is determined mainly by the amplitude A_+ in (13). This means that there are propitious conditions to study the state 1^{-+} in the coherent photoproduction of the $\pi^0\eta, \pi^0\eta'$ systems on the nuclei which has the following advantages:

- (a) coherent photoproduction on nuclei allow to enlarge significantly the statistics;
- (b) it supresses strongly the contributions of amplitudes A_0 and A_- with UPE, as in this case the cross section will be determined by the following combinations of nucleon amplitudes:

$$M_{\frac{1}{2}\frac{1}{2}} + M_{-\frac{1}{2}-\frac{1}{2}}, \quad (25)$$

which according to parity relation [8] at nucleon vertex (like to the relations (4),(5)) is equal to zero for UPE. So, in coherent photoproduction only contribution of A_+ survives, the fact which makes the phase shift analyses much more easier.

The background conditions in photoproduction of 1^{-+} state in $\pi^0\eta(\pi^0\eta') \rightarrow 4\gamma$ channels are also propitious. The search for 1^{-+} in these channels leads to the suppression of the background processes in forward direction, because in this case the positive C-parity of the state is fixed and by this reason possible background processes via P-and π exchanges, which are large in forward direction, are rejected.

5 Acknowledgments

I express my gratitude to N.Ya.Ivanov and S.S.Stepanyan for useful discussions.

The research described in this publication was made possible in part by Grant # RYE 000 from the International Science foundation and by INTAS Grant # 93-283.

References

- [1] N.Isgur, R.Kokoski, J.Paton, Phys.Rev.Lett. **54** (1985) 869
- [2] F.Iddir, A.Le Yaouanc, L.Oliver et al., Phys.Lett. **B205** (1988) 564
- [3] D.Alde et al., Phys.Lett. **B205** (1988) 397
- [4] H.Aoyagi et al., Phys.Lett. **B314** (1993) 246
- [5] G.M.Beladidze et al., Phys.Lett. **B313** (1993) 276
- [6] G.Costa et al., Nucl.Phys. **B175** (1980) 402
- [7] M.Zielinsky et al., Proc. XXIII Intern. Conf. on High Energy Physics, Vol.1 ed.S.Lohen (World Scientific, Singapore, 1986) p.736; S.Cihangir et al., Phys.Lett. **B117** (1982) 119
- [8] G.Cohen-Tannoudji et al., Nuovo Cim. **55A** (1968) 412
- [9] S.F.Tuan, T.Ferbel, R.H.Dalitz, Phys.Lett. **B213** (1988) 537
- [10] Y.Eisenberg et al. Phys.Rev.Lett. **23** (1969) 1322; Phys.Rev. **D5** (1972) 15
- [11] O.Dumbrajs et al., Nucl.Phys. **B216** (1983) 277

Figure captions

Fig.1 The diagrams corresponding to the production of the $\pi\eta, \pi\eta'$ systems through the resonance states a_2 and 1^{-+} in the reactions $\gamma p \rightarrow \pi^+\eta(\eta')n$ (via one-pion exchange) and $\pi^- p \rightarrow \pi^-\eta(\eta')p$ (via Primakoff effect).

Fig.2 The diagrams corresponding to the production of the $\pi\eta, \pi\eta'$ systems in the reaction $\gamma N \rightarrow \pi^0\eta(\eta')N$.

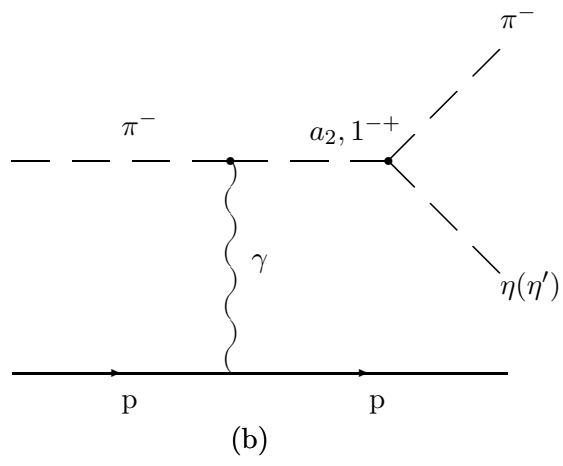
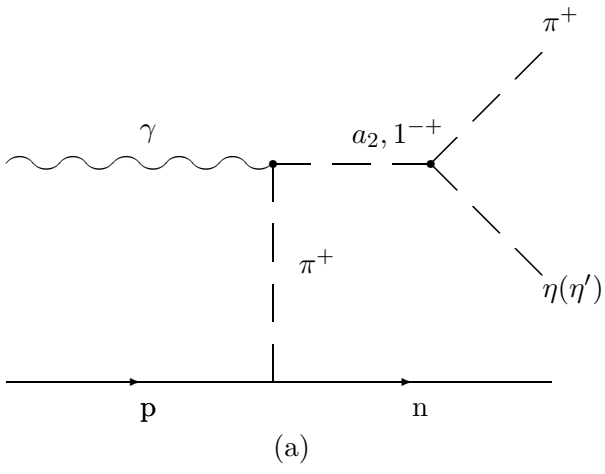


Fig.1

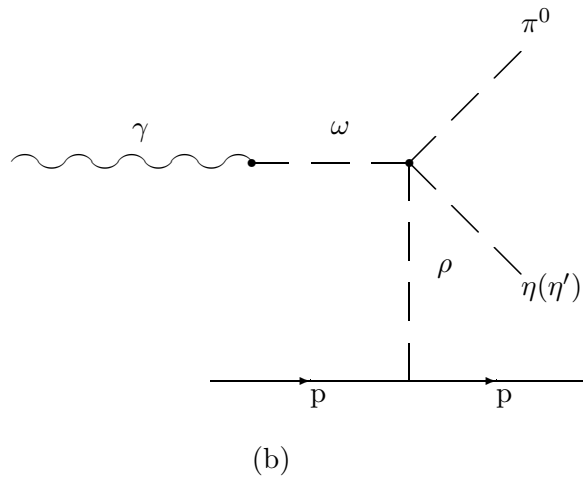
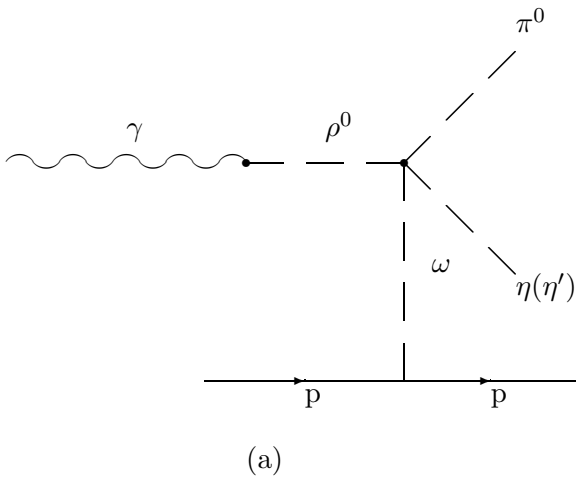


Fig.2