

**Coulomb wave function correction including  
momentum resolution for charged hadron pairs:  
Analysis of data for  $\pi^+\pi^-$  pair production in  $p + \text{Ta}$  reaction  
at 70 GeV/c**

T. Mizoguchi<sup>1\*</sup>, M. Biyajima<sup>2†</sup>, I. V. Andreev<sup>3‡</sup> and G. Wilk<sup>4§</sup>

<sup>1</sup>*Toba National College of Maritime Technology, Toba 517, Japan*

<sup>2</sup>*Department of Physics, Faculty of Science,  
Shinshu University, Matsumoto 390, Japan*

<sup>3</sup>*P. N. Lebedev Institute of Physics (FIAN), 117 924 Moscow, Russia*

<sup>4</sup>*Soltan Institute for Nuclear Studies, Nuclear Theory Department  
Hoza 69, PL-00-681 Warsaw, Poland*

Preprint DPSU-96-9      and      SINS-PVIII-1996-15

September 15, 2018

**Abstract**

We propose a new method for the Coulomb wave function correction including the momentum resolution for charged hadron pairs and apply it to the precise data on  $\pi^+\pi^-$  correlations obtained in  $p + \text{Ta}$  reaction at 70 GeV/c. It is found that interaction regions of this reaction (assuming Gaussian source function) are  $5.6 \pm 3.0$  and  $4.4 \pm 2.6$  fm for the thicknesses of the target 8 and 1.4 microns, respectively. The physical picture of the source size obtained in this way is discussed.

---

\*e-mail: mizoguti@yukawa.kyoto-u.ac.jp

†e-mail: minoru44@jpnuitp.bitnet

‡e-mail: andreev@lpi.ac.ru

§e-mail: wilk@fuw.edu.pl

**1. Introduction.** Recently we have obtained the new formulae for the Coulomb wave function correction for charged hadron pairs [1, 2]. In particular we have applied them (in [2]) to data on  $\pi^+\pi^-$  correlation obtained in  $p + \text{Ta}$  reaction at 70 GeV/c [3] (which were originally corrected by usual Gamow factor only). However, as it was pointed out to us by one of the author of [3], we did not take into account their published finite momentum resolution [4]. In fact, our formulae cannot be applied directly to experimental data in which such momentum resolution is accounted for. Therefore in the present letter we would like to extend our method for the Coulomb wave correction provided in [1, 2] to include also the momentum resolution case and to re-analyse data of [3] and also to analyse the new, preliminary data of [5] obtained with two kinds of thickness of Ta target: 8 microns (8 mkm) and 1.4 microns (1.4 mkm).

In the next paragraph we first reconstruct (for the sake of completeness) the analysis performed in Ref. [3] and then, in the third paragraph, we propose our new method for the Coulomb wave correction including this time also the momentum resolution. The final part contains our concluding remarks.

**2. Reconstruction of the analysis of  $\pi^+\pi^-$  correlation data performed by using the Gamow factor with momentum resolution.** It has been stressed in [3] that relative momenta of  $\pi^+\pi^-$  pairs observed by them have some finite resolutions. The averaged correlation function, defined as

$$R(\pi^+\pi^-) = \left\langle \frac{1}{\sigma} \frac{d^2\sigma}{dp_1 dp_2} \left/ \left( \frac{1}{\sigma} \frac{d\sigma}{dp_1} \frac{1}{\sigma} \frac{d\sigma}{dp_2} (1 + B_{pr}) \right) \right. \right\rangle, \quad (1)$$

depends therefore on this momentum resolution, where  $(1 + B_{pr})$  stands for non-Coulomb correlation factor. To account for it the following random number method has been proposed in Ref. [3] in order to obtain the corresponding averaged quantities in analysis of the correlation data.

First of all, the relative momentum of the measured pair,  $q = p_1 - p_2$ , is decomposed into its longitudinal and transverse components:  $q_L$  and  $q_T$ , respectively, by making use

of the uniform random number  $u \in (0, 1)$  (it is worthwhile to notice at this point that the transverse components  $q_T$  in data of [3] are smaller than 10 MeV/c). One uses the following scheme here:

$$q_T = \begin{cases} 10\sqrt{u} & \text{for } q \geq 10\text{MeV}/c, \\ q\sqrt{u} & \text{for } q \leq 10\text{MeV}/c, \end{cases} \quad (2)$$

$$q_L = \sqrt{q^2 - q_T^2}.$$

At the next step, the Gaussian random numbers for  $q_L$  and  $q_T$  are generated in the following way:

$$q_{L(\text{random})} = \sigma_L X + q_L, \quad (3)$$

$$q_{T(\text{random})} = \sigma_T X + q_T. \quad (4)$$

In the above equations  $X$  stands for the standard Gaussian random number<sup>1</sup> whereas  $\sigma_L$  and  $\sigma_T$  are longitudinal and transverse setup resolutions for the corresponding components, which are equal to (values used in [5]):  $\sigma_L = 1.3$  MeV/c;  $\sigma_T = 0.6$  MeV/c (for target of the thickness 8 mkm) and  $\sigma_T = 0.4$  MeV/c (for the 1.4 mkm target).

Finally, using the randomized number  $q_{\text{random}} = \sqrt{q_{L(\text{random})}^2 + q_{T(\text{random})}^2}$  one calculates the corresponding randomized Gamow factor correction:

$$G(-\eta_{\text{random}}) = \frac{-2\pi\eta_{\text{random}}}{\exp(-2\pi\eta_{\text{random}}) - 1}, \quad (5)$$

where  $\eta_{\text{random}} = m\alpha/q_{\text{random}}$ . The full flow chart for this procedure is shown in Fig. 1. Calculating now the average value of  $G(-\eta_{\text{random}})$  in 100 k events one can estimate the Gamow factor with this finite momentum resolution,

$$R(q) = \tilde{G}(-\eta)b + (1 - b), \quad (6)$$

---

<sup>1</sup> The probability density of such random numbers is given by

$$f(x) = \frac{1}{\sqrt{2\pi}} \exp(-x^2/2) \quad (-\infty < x < \infty).$$

where  $b$  is a free parameter. It is understood (or, rather, implicitly assumed) that essentially all unlike sign pions one deals with here originate from decays of long lived particles like  $\eta$ ,  $K_0^S$ ,  $\Lambda$ , and so on<sup>2</sup>. Figure 2 shows the results of analysis of new data (for 8 mkm target) [5] for region  $q > 3$  MeV/c using this method.

**3. Proposal of the new method.** We would like to propose now a new method of Coulomb wave function correction with a source function  $\rho(r)$  instead of the Gamow factor, in order to analyse the same data. As usual we decompose the wave function of unlike charged bosons with momenta  $p_1$  and  $p_2$  into the wave function of the center-of-mass system (c.m.) with total momentum  $P = \frac{1}{2}(p_1 + p_2)$  and the inner wave function with relative momentum  $q = (p_1 - p_2)$ . This allows us to express Coulomb wave function  $\Psi(\mathbf{q}, \mathbf{r})$  in terms of the confluent hypergeometric function  $\Phi$  [7]:

$$\Psi(\mathbf{q}, \mathbf{r}) = \Gamma(1 - i\eta)e^{\pi\eta/2}e^{i\mathbf{q}\cdot\mathbf{r}/2}\Phi(i\eta; 1; iqr(1 - \cos\theta)/2), \quad (7)$$

where  $r = x_1 - x_2$  and the parameter  $\eta = m\alpha/q$ . Assuming factorization in the source functions,  $\rho(r_1, r_2) = \rho(r_1)\rho(r_2) = \rho(R)\rho(r)$  (here  $R = \frac{1}{2}(x_1 + x_2)$ ), we obtain the expression for Coulomb correction for the system of  $\pi^+\pi^-$  pairs identical (modulo the sign) as in [6, 1, 2]:

$$\begin{aligned} C_C(-\eta) &= \int \rho(R)d^3R \int \rho(r)d^3r |\Psi(\mathbf{q}, \mathbf{r})|^2 \\ &= G(-\eta) \sum_{n=0}^{\infty} \sum_{m=0}^{\infty} \frac{(-i)^n (i)^m}{n+m+1} q^{n+m} I_R(n, m) A_n A_m^* \\ &= G(-\eta)[1 + \Delta_{1C}(-\eta)], \end{aligned} \quad (8)$$

where

$$I_R(n, m) = 4\pi \int dr r^{2+n+m} \rho(r), \quad A_n = \frac{\Gamma(-i\eta + n)}{\Gamma(-i\eta)} \frac{1}{(n!)^2}.$$

For the specific choice of Gaussian source distribution,  $\rho(r) = \frac{\beta^3}{\sqrt{\pi^3}} \exp(-\beta^2 r^2)$ , we have

$$I_R^G(n, m) = \frac{2}{\sqrt{\pi}} \left(\frac{1}{\beta}\right)^{n+m} \Gamma\left(\frac{n+m+3}{2}\right), \quad (9)$$

---

<sup>2</sup>This fact has some consequences on the determination of the radius of the interaction region as will be shown later on and makes it different from that obtained from the Bose-Einstein correlations.

whereas exponential source function,  $\rho(r) = \frac{\beta^3}{8\pi} \exp(-\beta r)$ , leads to

$$I_{\text{R}}^{\text{E}}(n, m) = \left(\frac{1}{\beta}\right)^{n+m} \frac{(n+m+2)!}{2}. \quad (10)$$

Using now the same method of Gaussian random numbers as in the previous paragraph, we can analyse the old and the new data on  $\pi^+\pi^-$  pairs [3, 5] using the following formula:

$$R(q) = \tilde{C}_{\text{c}}(-\eta)b + (1-b). \quad (11)$$

Figs. 3 and 4 show results of our analysis of the old and the new data, respectively. Table I show our results obtained using eq. (8) applied to old and new data with  $q > 3\text{MeV}/c$ .

**4. Concluding remarks.** We have proposed the new method for the Coulomb wave function correction with momentum resolution and applied it to the analysis of the precise data provided by [3, 5]. Authors of Ref. [3] have analysed their  $\pi^+\pi^-$  correlation data using Gamow factor for Coulomb corrections together with the random numbers method to account for final momentum resolution. We have repeated this analysis replacing Gamow factor by the Coulomb wave function but following the same method for correction for the momentum resolution effect (cf. eq. (8)). As a result we have obtained the following ranges of interaction for the Gaussian source function:

$$\begin{aligned} r(p + \text{Ta}) &= \frac{1}{2\beta} = 5.6 \pm 3.0 \text{ fm} \quad \text{for 8 mkm}, \\ &= 4.4 \pm 2.6 \text{ fm} \quad \text{for 1.4 mkm}. \end{aligned} \quad (12)$$

To get a correct physical picture of the source size, we should calculate the root mean squared size, which is equal to:

$$\begin{aligned} r_{\text{rms}} &= \frac{\sqrt{3}}{2\beta} = 9.7 \pm 5.3 \text{ fm} \quad \text{for 8 mkm}, \\ &= 7.7 \pm 4.5 \text{ fm} \quad \text{for 1.4 mkm}. \end{aligned} \quad (13)$$

The present study of  $\pi^+\pi^-$  pair correlations has shown therefore that one can estimate the interaction region even from the  $\pi^+\pi^-$  correlation data. It can be compared with the size of the Ta nucleus, which is given by:

$$\begin{aligned} r_{\text{Ta}} &= 1.2 \times A^{1/3} \\ &= 1.2 \times (181)^{1/3} = 6.8 \text{ fm}. \end{aligned} \quad (14)$$

As one can see,  $r_{\text{rms}}$  is significantly bigger than  $r_{\text{Ta}}$ . We attribute this difference to a physical picture shown in Fig. 5, i.e., to the fact that unlike-sign pions are mostly (if not totally) emerging from the long-lived resonances shown there. (In a future one should consider also a possibility of more direct estimation of the parameter  $b$  and its role in determining the source size parameter<sup>3</sup>).

For completeness we have also tried to analyse the same data using exponential source function instead of Gaussian. As is shown in Table II this leads to errors on  $r = \frac{1}{2\beta}$  of the order of 100%, i.e., with this type of source function we cannot estimate the source size (therefore it has to be discarded).

**Acknowledgements:** Authors are grateful to Dr. L. G. Afanas'ev for his kind correspondences and for providing us with the new data on  $\pi^+\pi^-$  correlation prior to publication. This work is partially supported by the Grant-in-Aid for Scientific Research from the Ministry of Education, Science and Culture of Japan (# 06640383), and the Japan Society of promotion of Science (JSPS). One of authors (I. A.) is also partially supported by Russian Fund of Fundamental Research (grant 96-02-16347a).

---

<sup>3</sup>In an analysis of  $\pi^0\pi^0$  correlation data, a similar function  $f(q)$  is introduced:

$$R(\pi^0\pi^0) = f(q) + (1 - f(q))[1 + \lambda E_{2B}^2],$$

where  $\lambda$  and  $E_{2B}$  are the degree of coherence and an exchange function due to the Bose-Einstein effect.  $f(q)$  is attributed the resonances effect;  $f(q) \approx 0.9 \sim 0.7$  depends on the Monte Carlo programs [8].

## References

- [1] M. Biyajima, T. Mizoguchi, T. Osada and G. Wilk, *Phys. Lett.* **B353** (1995) 340.
- [2] M. Biyajima, T. Mizoguchi, T. Osada and G. Wilk, *Phys. Lett.* **B366** (1996) 394.
- [3] L. G. Afanas'ev et al., *Sov. J. Nucl. Phys.* **52** (1990) 666 (Russian ed.: *Jad. Fiz.* **52** (1990) 1046).
- [4] L. G. Afanas'ev, private communications (Oct., 1995).
- [5] L. G. Afanas'ev, private communications (Dec., 1995); L. G. Afanas'ev et al., in preparation.
- [6] M. G. Bowler, *Phys. Lett.* **B270** (1991) 69.
- [7] L. I. Schiff, *Quantum Mechanics*, 2nd Ed. (McGraw-Hill, New York, 1955), p. 117.
- [8] E. A. De Wolf, Proceeding of XXIVth Int. Sym. on Multiparticle dynamics (Vietri sul Mare, Sept. 1994).

Table I: Results of the  $\chi^2$  fits of  $R(q)$  for Gaussian source by eqs. (6) and (11).

Reaction	Formula	$1/2\beta$ [fm]	$b$	$\chi^2/NDF$
data of Ref. [3]	Gamow factor	—	—	57.8/40
cf. Ref. [2] (without momentum resolution)	eq. (8)	$2.30 \pm 0.88$	—	51.0/39
data of Ref. [3]	eq. (6)	—	$b = 1$ (fixed)	53.9/37
	eq. (11)	$2.96 \pm 1.02$	$b = 1$ (fixed)	44.9/36
data of Ref. [5]	eq. (6)	—	$0.43 \pm 0.03$	55.0/46
8 mkm	eq. (11)	$5.62 \pm 3.03$	$0.53 \pm 0.07$	51.5/45
data of Ref. [5]	eq. (6)	—	$0.51 \pm 0.04$	37.9/46
1.4 mkm	eq. (11)	$4.44 \pm 2.63$	$0.60 \pm 0.07$	35.1/45

Table II: Results of the  $\chi^2$  fits of  $R(q)$  for exponential source by eq. (11).

	$q_{\text{lim}}$ [MeV]	$1/\beta$ [fm]	$b$	$\chi^2/NDF$
8 mkm	25	$3.19 \pm 3.55$	$0.51 \pm 0.08$	24.0/20
1.4 mkm	25	$3.00 \pm 3.88$	$0.59 \pm 0.10$	20.3/20
	30	$0.65 \pm 2.62$	$0.54 \pm 0.08$	23.1/25
	35	$2.08 \pm 2.77$	$0.57 \pm 0.08$	27.2/30
	40	$2.60 \pm 2.85$	$0.58 \pm 0.08$	30.3/35



## Figure Captions

**Fig. 1.** Flow chart of the present procedure for Gamow factor and/or Coulomb wave function, which includes momentum resolution by generating the Gaussian random numbers.

**Fig. 2.** Results of  $\chi^2$  fit for 8 mkm target of  $p + \text{Ta} \rightarrow \pi^+\pi^- + X$  reaction with  $q > 3$  MeV/c by eq. (6).

**Fig. 3.** Results of the  $\chi^2$  fit for Ref. [3] of  $p + \text{Ta} \rightarrow \pi^+\pi^- + X$  reaction with  $q > 3$  MeV/c by eq. (11).

**Fig. 4.** Results of the  $\chi^2$  fits for  $p + \text{Ta} \rightarrow \pi^+\pi^- + X$  reactions with  $q > 3$  MeV/c by eq. (11): (a) 8 mkm target; (b) 1.4 mkm target.

**Fig. 5.** Physical picture of the obtained source size based on the assumed resonance effects.

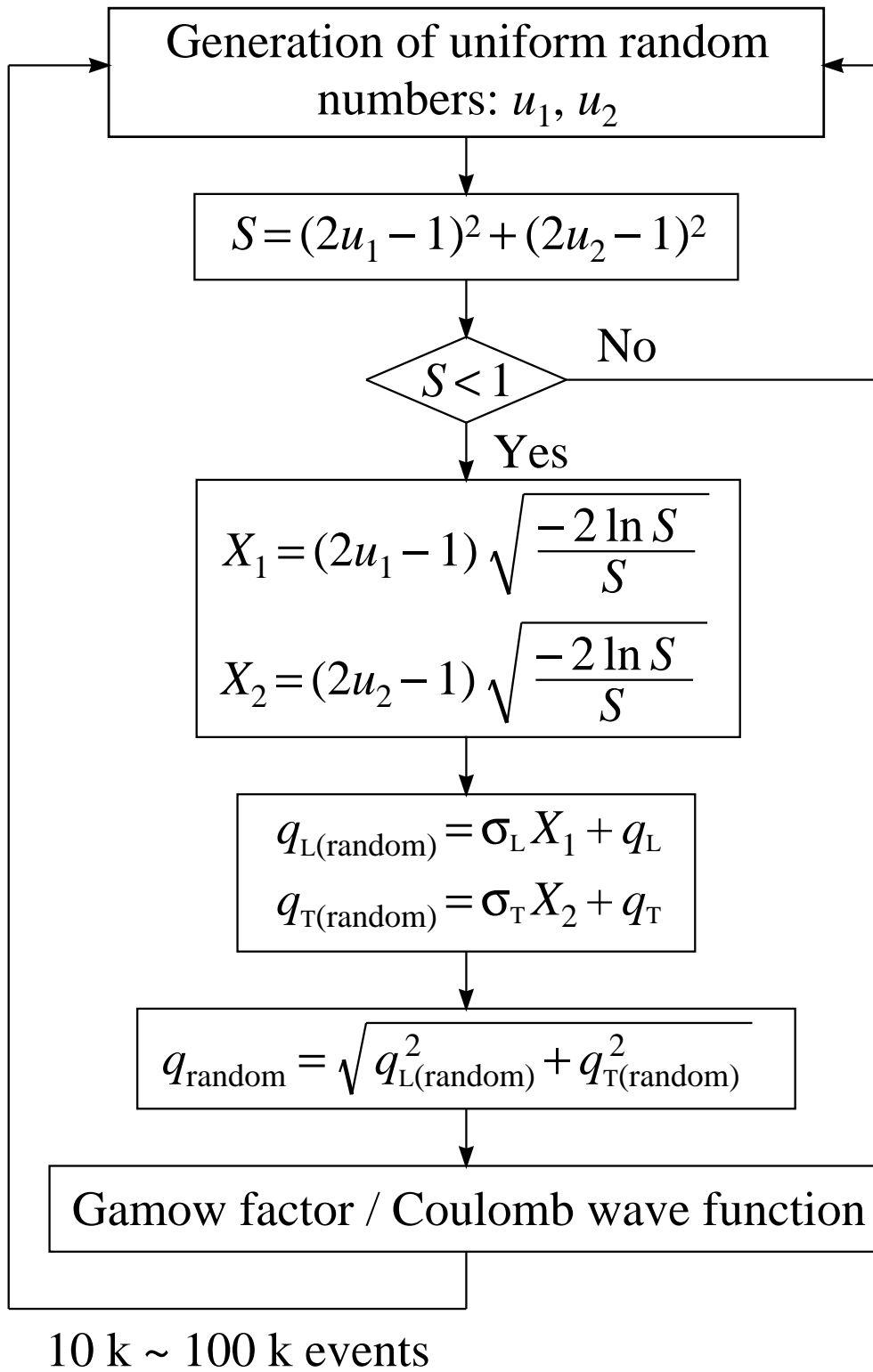


Fig. 1

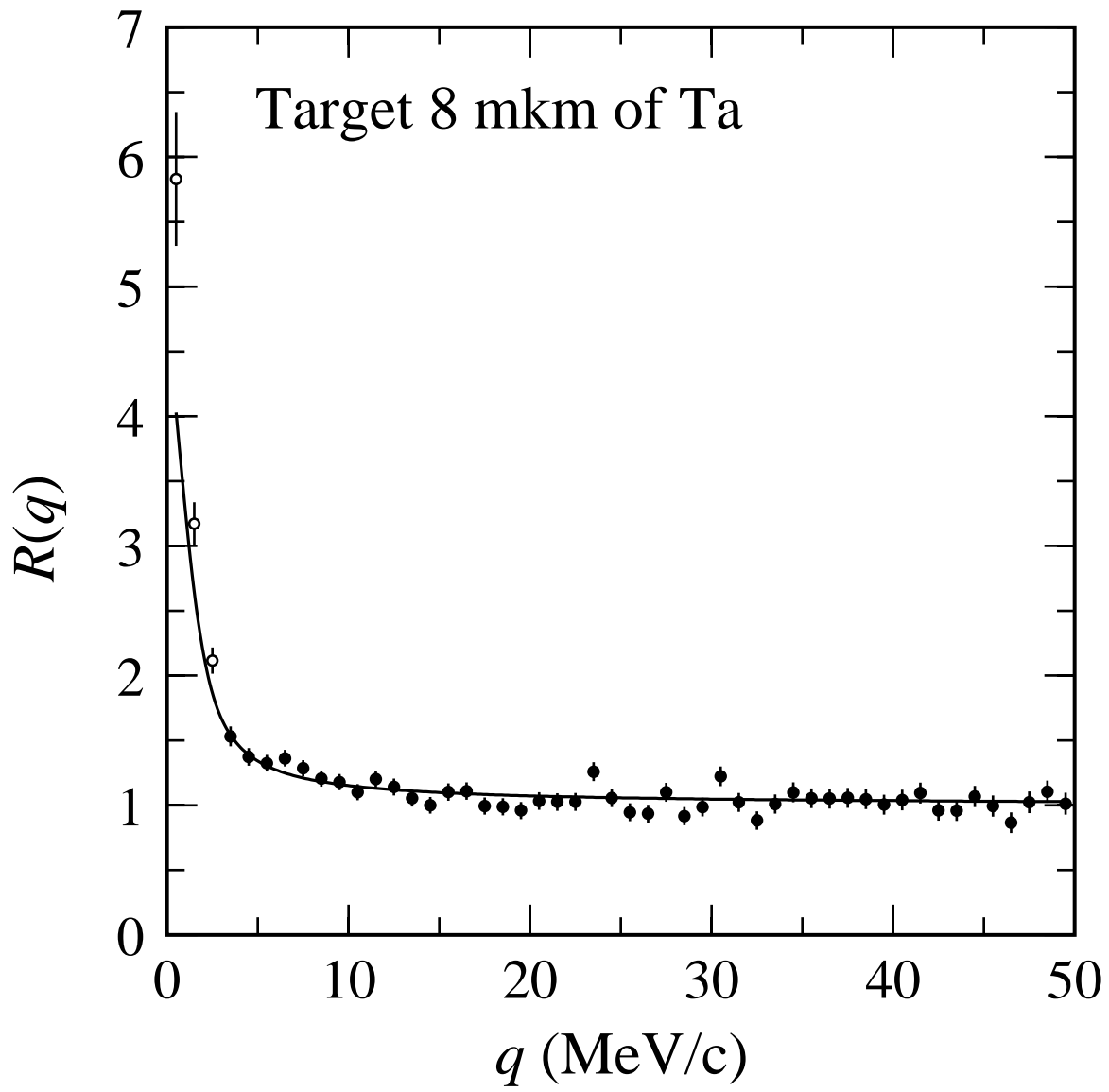


Fig. 2

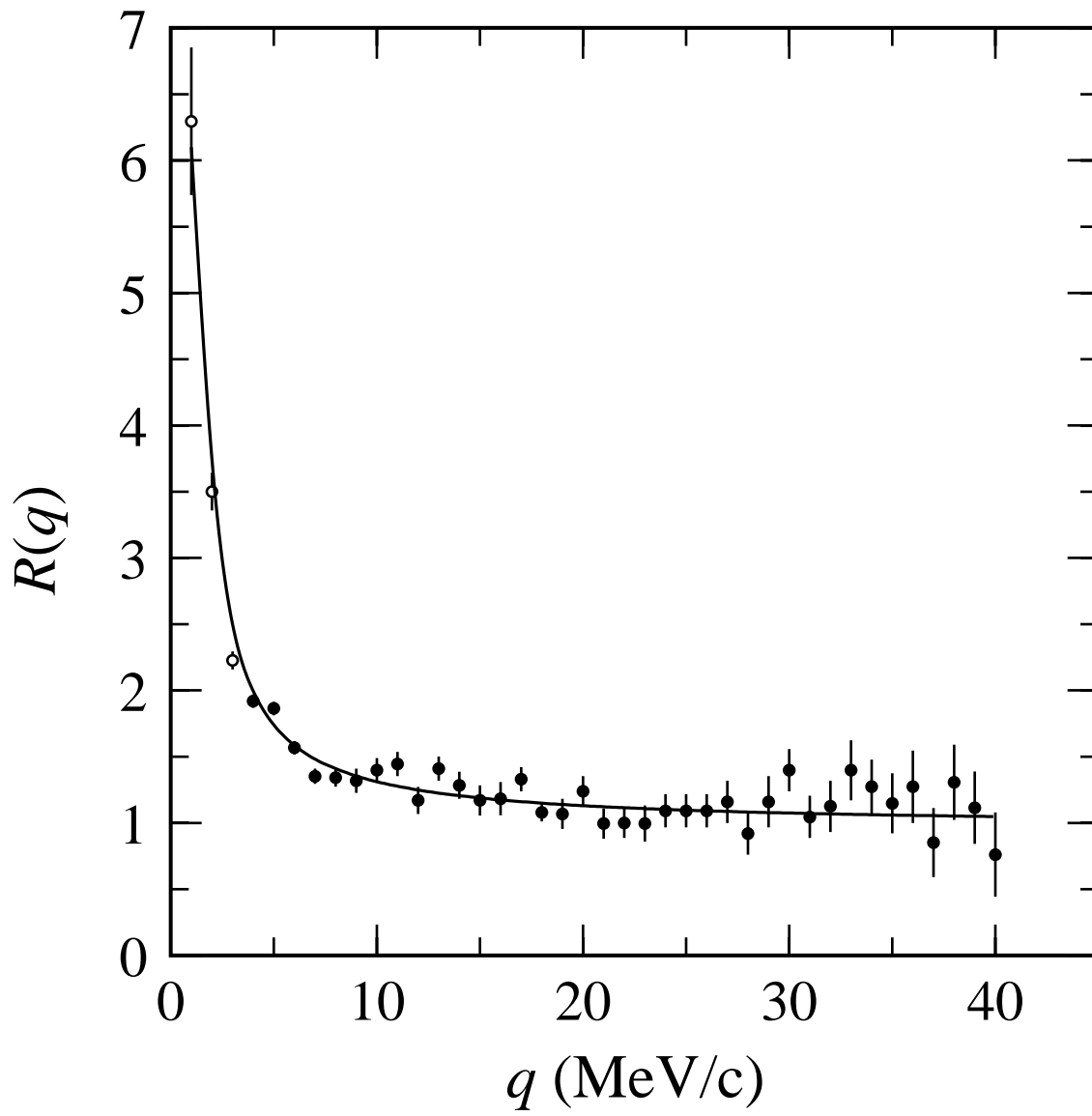


Fig. 3

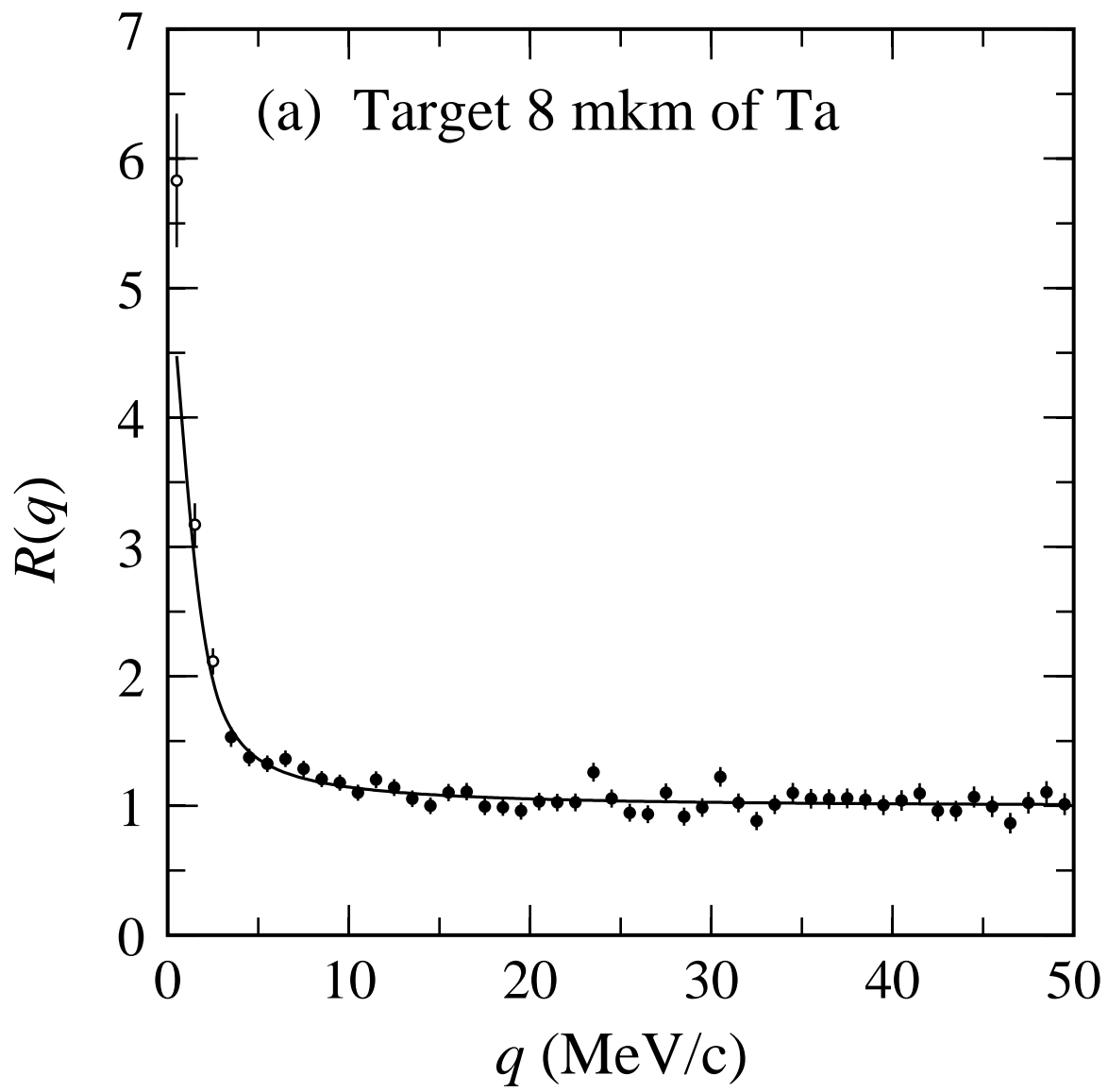


Fig. 4

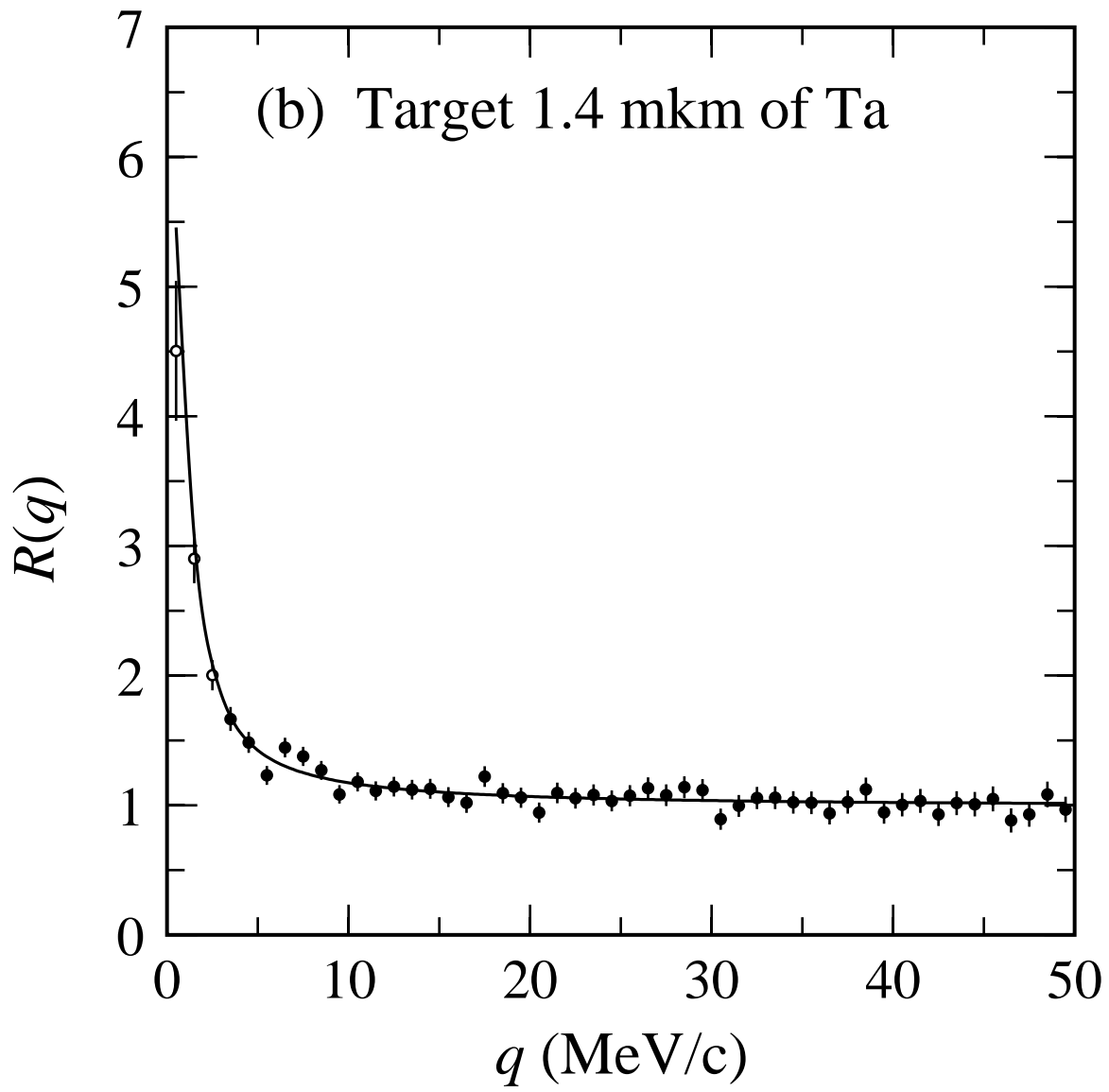


Fig. 4

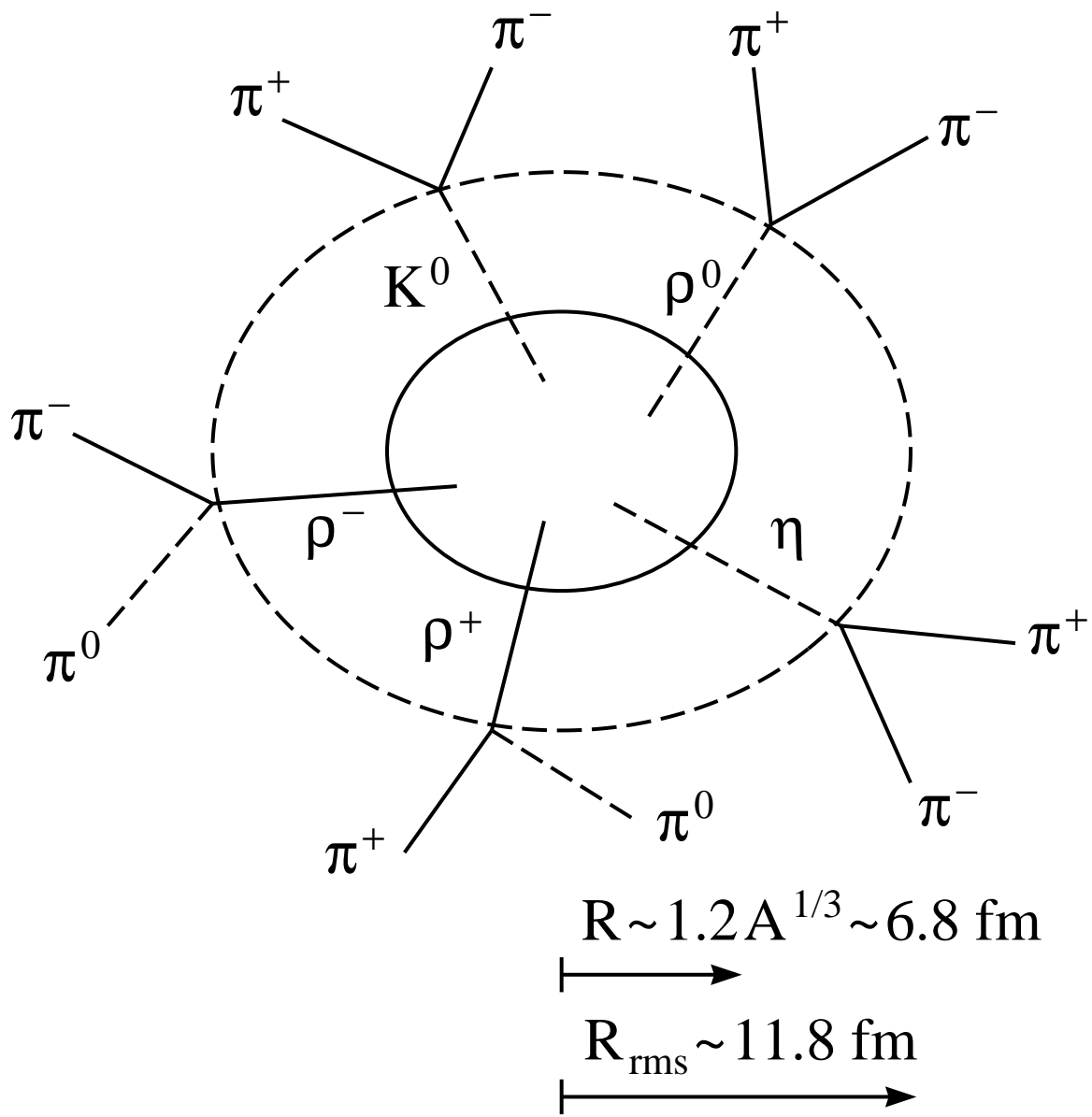


Fig. 5