

The transverse polarization distribution $h_1(\mathbf{x}, \mathbf{Q}^2)$

V. Barone¹, T. Calarco² and A. Drago²

(1) *Università di Torino and INFN, 10125 Torino, Italy*

(2) *Università di Ferrara and INFN, 44100 Ferrara, Italy*

ABSTRACT

We report the results of a quark model calculation of the transverse polarization distribution h_1 . Predictions for the Drell-Yan double spin transverse asymmetry are also presented.

The transverse polarization distribution $h_1(x)$ [1] measures the polarization asymmetry of quarks in a transversely polarized hadron, *i.e.* the probability to find a quark polarized in a transverse direction $+\hat{n}$ minus the probability to find it polarized in the opposite direction $-\hat{n}$, when the proton's spin points in the direction $+\hat{n}$:

$$h_1^q(x) = q_{+\hat{n}}(x) - q_{-\hat{n}}(x). \quad (1)$$

$h_1(x)$ is a leading twist chirally-odd distribution function which decouples from polarized deep inelastic scattering and is measurable only in hadron-hadron scattering and in semi-inclusive reactions. No data on h_1 are available at present and very little is known about it from a theoretical viewpoint.

We calculated h_1 in the chiral chromodielectric model (CCDM) [2], a relativistic quark model with dynamical confinement, successfully used to compute other distribution functions [3]. This model computation provides h_1 at a very low scale Q_0^2 (our estimate is $Q_0^2 \simeq 0.16 \text{ GeV}^2$). Starting from Q_0^2 the distributions are evolved up to larger momentum scales by means of the Altarelli-Parisi equation for h_1 . The flavor structure of h_1 is presented in fig. 1. In fig. 2 h_1^q is compared to its longitudinal counterpart Δq . While at the model scale h_1^q does not differ much from the helicity distribution Δq , at larger Q^2 the QCD evolution makes these two distributions considerably different in the small- x region [2,4]. We also checked that Soffer's relation among the three leading-twist unpolarized and polarized distribution functions [5] is satisfied in the CCDM at the model scale. It can be easily shown [4] that if Soffer's inequality holds at some scale Q_0^2 , it will also hold at any larger scale, because the Altarelli-Parisi equations are structured in such a way to preserve it.

The best way to obtain an experimental evidence of h_1 is probably the Drell-Yan (DY) process with two transversely polarized hadron beams. In fact, semi-inclusive reactions involve unknown twist-3 fragmentation and distribution functions, whereas other hadron-hadron processes are dominated by gluonic diagrams which do not receive contributions from the transverse distributions, since there is no analogue of h_1 for gluons. The study of the transverse DY process is part of the physics programme at RHIC. The quantity which will be measured is the double

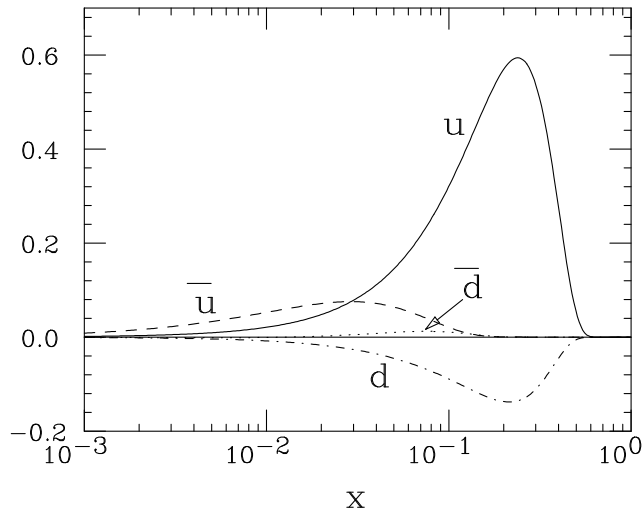


Figure 1: Flavor structure of $xh_1(x, Q^2)$ at $Q^2 = 25 \text{ GeV}^2$.

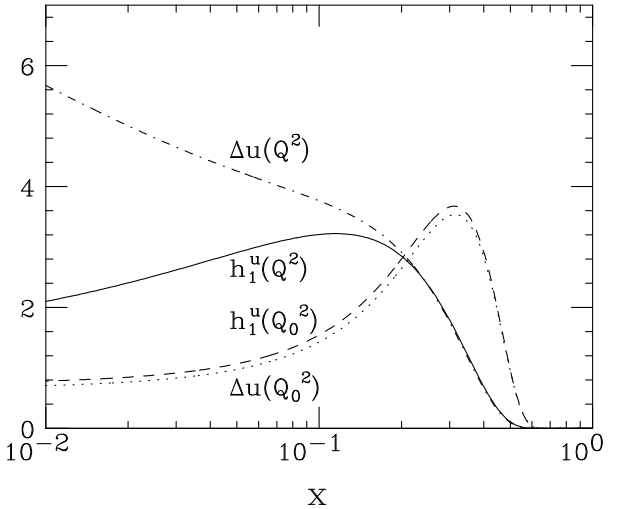


Figure 2: Comparison between transverse and longitudinal polarization distributions at $Q_0^2 = 0.16 \text{ GeV}^2$ and $Q^2 = 25 \text{ GeV}^2$.

spin transverse asymmetry A_{TT} which is given at leading order by (a and b are the two colliding hadrons which we shall suppose to be both protons)

$$A_{TT} = a_{TT} \frac{\sum_q h_1^q(x_a, M^2) h_1^{\bar{q}}(x_b, M^2) + (a \leftrightarrow b)}{\sum_q q(x_a, M^2) \bar{q}(x_b, M^2) + (a \leftrightarrow b)}, \quad (2)$$

where a_{TT} is a quantity calculable in perturbative QCD and varying between -1 and +1, M is the mass of the produced dilepton pair, and x_a, x_b are related to the center-of-mass energy \sqrt{s} by $x_a x_b = M^2/s$. Early calculations of $|A_{TT}/a_{TT}|$ [6] gave values of order 0.1-0.2 for $M = 10 \text{ GeV}$ and $\sqrt{s} = 100 \text{ GeV}$. However these predictions relied on the wrong assumption that $h_1^q = \Delta q$ and $h_1^{\bar{q}} = \Delta \bar{q}$ at all momentum scales.

The confinement model results for the DY double transverse asymmetry are presented in fig. 3 and show that $|A_{TT}/a_{TT}|$ is much smaller than it was previously expected. It also decreases with increasing \sqrt{s} .

These results are confirmed by a different calculation of A_{TT} based not on a model but on a global fit to the longitudinally polarized data [7]. We made the realistic hypothesis (motivated by the quark model results) $h_1^q = \Delta q$, $h_1^{\bar{q}} = \Delta \bar{q}$ at μ^2 , where μ^2 is a small scale, and used for h_1 a leading order parametrization of the helicity distributions. We chose the GRV fit [8], whose input is sufficiently low ($\mu^2 = 0.23 \text{ GeV}^2$) to make the above assumption a reliable one. The results of the evaluation of $|A_{TT}/a_{TT}|$ using the GRV parametrization are shown in fig. 4. The GRV double transverse asymmetry turns out to be of the same order of magnitude

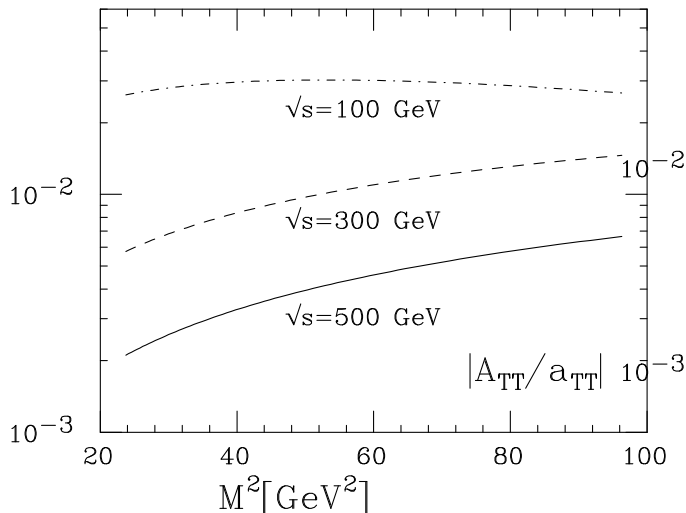


Figure 3: The double transverse asymmetry $|A_{TT}/a_{TT}|$ at $x_a - x_b = 0$, computed in the chromodielectric model.

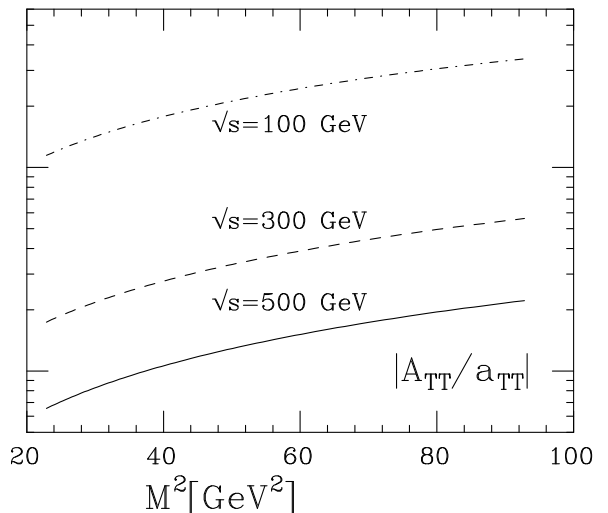


Figure 4: The double transverse asymmetry $|A_{TT}/a_{TT}|$ at $x_a - x_b = 0$, computed with the GRV parametrization.

as that obtained in the chromodielectric model. Notice however that the sign of the CCDM asymmetry is positive, whereas that of the GRV asymmetry is negative, due to the opposite signs of the $\Delta\bar{u}$ densities. The fact that two different sets of distributions yield similar results for the absolute value of A_{TT} strengthens our conclusion that the double transverse asymmetry is at most of order of few percent in the typically accessible dynamical regions. A larger asymmetry is obtained in $p\bar{p}$ Drell–Yan production but the experimental investigation of this process seems to be beyond the present possibilities.

- [1] J.P. Ralston and D.E. Soper, Nucl. Phys. **B152** (1979) 109. X. Artru and M. Mekhfi, Z. Phys. **C45** (1990) 669. R.L. Jaffe and X. Ji, Phys. Rev. Lett. **67** (1991) 552; Nucl. Phys. **B375** (1992) 527. J.L. Cortes, B. Pire and J.P. Ralston, Z. Phys. **C55** (1992) 409.
- [2] V. Barone, T. Calarco and A. Drago, Torino preprint DFTT 24/96, to be published in Phys. Lett. B.
- [3] V. Barone and A. Drago, Nucl. Phys. **A552** (1993) 479; **A560** (1993) 1076 (E). V. Barone, A. Drago and M. Fiolhais, Phys. Lett. **B338** (1994) 433.
- [4] V. Barone, Torino preprint DFTT 68/96.
- [5] J. Soffer, Phys. Rev. Lett. **74** (1995) 1292. G.R. Goldstein, R.L. Jaffe and X. Ji, Phys. Rev. **D52** (1995) 5006.

- [6] X. Ji, Phys. Lett. **B284** (1992) 137. C. Bourrely and J. Soffer, Nucl. Phys. **B423** (1994) 329.
- [7] V. Barone, T. Calarco and A. Drago, paper in preparation.
- [8] M. Glück, E. Reya and W. Vogelsang, Phys. Lett. **B359** (1995) 201.