

A new view of the 0^- and 2^+ glueballs

D.V. Bugg and B.S. Zou
Queen Mary and Westfield College, London E1 4NS, UK

Abstract

Data on $J/\Psi \rightarrow \gamma(\rho\rho)$ demand a broad $0^- \rho\rho$ signal, attributable to a glueball with a mass of 1750–2100 MeV. Decays of this broad state to $\rho\rho$, $\omega\omega$, $K^*\bar{K}^*$ and $\phi\phi$ channels agree well with flavour blindness. The narrow $\iota(1440)$ may be attributed to mixing between the glueball and the $s\bar{s}$ radial excitation. The latter is pushed down in mass by repulsion between the two levels. We conjecture that the 2^+ glueball may likewise be broad. Mixing between it and the $2^3P_2 q\bar{q}$ and $s\bar{s}$ radial excitation can explain the appearance of $f_2(1565)$ and a $2^+ \Theta(1710)$ at masses lower than anticipated. Mixing with higher $q\bar{q}$ states can explain the 2^+ resonance at 1920 MeV and also $\phi\phi$ signals observed by Etkin et al. and by the JETSET collaboration.

We begin by correcting a conceptual flaw in some of our earlier work and that of others. It has been common practice to fit data on the $\iota(1440)$ using a Breit-Wigner amplitude with a constant width. For a narrow resonance, this is a good approximation. However, in $J/\Psi \rightarrow \gamma(\pi^+\pi^-\pi^+\pi^-)$ a broad signal is seen extending from the $\rho\rho$ threshold to 2.3 GeV or more. In our earlier work [1], we followed the practice of using a Breit-Wigner amplitude with a constant width. This amplitude succeeded in fitting the data with a 0^- resonance having a mass of 1420 MeV, alluring close to the $\iota(1440)$; but it had a width of 160 MeV, much larger than the average value of 60 MeV quoted by the Particle Data Group [2]. The broad 0^- signal in $\rho\rho$ arose from a k^3 P-state phase space factor and a modest form factor fitted to the momentum dependence of the data. Here k is the momentum of each ρ in the 4π rest system.

However, for a broad state, a Breit-Wigner amplitude of constant width is a bad approximation. It is necessary instead to use a Flatté form [3] for the amplitude f of the resonance. For decay channel i , after integrating over the phase space for decay,

$$f_i(s) = \frac{B_J(s)B_i(k)\sqrt{\Gamma_i}}{M^2 - s - iM(\sum_i \Gamma_i)}. \quad (1)$$

Here M is the mass of the resonance, s the invariant mass squared of observed particles, and Γ_i are the decay widths to each channel; B_J and B_i are form factors, which will be given later.

We have returned to an analysis of the data on $J/\Psi \rightarrow \gamma(4\pi)$ using self-

consistent $\Gamma_i(s)$ in the Flatté formula. We reach the unambiguous conclusion that these data cannot be fitted consistently with the narrow $\iota(1440)$ observed in $\eta\pi\pi$ and $K\bar{K}\pi$ channels using just a single resonance. This is illustrated in Fig. 1, which makes a comparison with Mark III data on $K\bar{K}\pi$ [4] and 4π [5] channels. If the resonance is made wide enough to fit the 4π data, it is far too wide to fit $K\bar{K}\pi$ (or $\eta\pi\pi$); this is illustrated by the full curves. Conversely, if it is made narrow enough to fit the $K\bar{K}\pi$ data, it gives a narrow peak at 1430 MeV in the 4π channel (shown by the dashed curves), despite the rapidly increasing 4π phase space. The only way of fitting the data successfully, as described below, is to combine a narrow resonance at 1430 ± 15 MeV in $\eta\pi\pi$ and $K\bar{K}\pi$ with a broad signal in $\rho\rho$ (and other channels).

Both signals appear strongly in J/Ψ radiative decays. It is natural to assume a connection with a 0^- glueball. Such a state is predicted by Lattice QCD calculations at almost the same mass as the 2^+ glueball [6]. We propose that it is to be identified with the broad $\rho\rho$ signal.

In order to place the mass of the $\iota(1440)$ in context, we consider masses in the 0^- radially excited nonet. There have been several reports of a narrow $\eta(1295)$ decaying to $\eta\pi\pi$ [2]. Strong confirmation was presented by the GAMS group at the recent LEAP'96 conference [7]. GAMS claim to observe a very strong $\eta(1295)$, as well as a smaller $\iota(1440)$ in $\eta\pi^+\pi^-$; they express confidence that the $\eta(1295)$ is distinct from $f_1(1285)$, which they also observe. Let us assume $\eta(1295)$ to be the radial excitation of $\eta(550)$, and the

partner of $\pi(1300)$. A $0^- K^*(1460)$ is reported by the Particle Data group, though needing confirmation. If we use for guidance masses of the nearby 2^+ nonet, containing $f_2(1270)$, $a_2(1320)$, $K^*(1430)$ and $f_2'(1525)$, the mass of $K^*(1460)$ fits well into a nonet with $\eta(1295)$ and $\pi(1300)$, but one then expects the highest state of the nonet around 1550 MeV. (We shall refer to this as the $s\bar{s}$ state for brevity, though it may be mixed with $q\bar{q}$.) We propose that this state is pushed down in mass to 1430 MeV by mixing with the broad 0^- glueball, and the mixing causes both states to appear strongly in J/Ψ radiative decays.

We now need to discuss mixing between the glueball and the $q\bar{q}$ nonet. The Mark III group shows that any $\eta(1295)$ signal in $J/\Psi \rightarrow \gamma(\eta\pi\pi)$ is less than 20% of the $\iota(1440)$ [8]. This implies that its mixing with a 0^- glueball component, which we denote by $|G\rangle$, is small. Since $|G\rangle$ is an SU(3) singlet, it implies that $\eta(1295)$ is close to an SU(3) octet. We adopt a mixing scheme where $\eta(1295)$, $\eta(1440)$ and the broad resonance are described respectively by states $|A\rangle$, $|B\rangle$ and $|C\rangle$ where

$$|A\rangle = \cos\theta|q\bar{q}\rangle + \sin\theta|s\bar{s}\rangle, \quad (2)$$

$$|B\rangle = -\sin\theta\cos\phi|q\bar{q}\rangle + \cos\theta\cos\phi|s\bar{s}\rangle + \sin\phi|G\rangle, \quad (3)$$

$$|C\rangle = \sin\theta\sin\phi|q\bar{q}\rangle - \cos\theta\sin\phi|s\bar{s}\rangle + \cos\phi|G\rangle. \quad (4)$$

Next we wish to parametrize channel widths $\Gamma_i(s)$ of equ. (1). We describe decays to $\eta\pi\pi$ as $\eta\sigma$, where σ is a shorthand for the whole $\pi\pi$ S-wave amplitude [9]; $\Gamma(s)$ is evaluated by numerical integration over the available

phase space. If instead we substitute decays to $a_0\pi$ or some combination of this with $\eta\sigma$, results change very little. The $a_0\pi$ and $\eta\sigma$ decays can be separated only from details of the Dalitz plots, with which we are not presently concerned. We include $|B\rangle \rightarrow \eta\sigma$ and $\bar{K}(K\pi)_S$, where $(K\pi)_S$ stands for the $K\pi$ S-wave; decays to $\rho\rho$ seem to be absent. Again, decays to $\bar{K}\bar{K}^*$ give results similar to $\bar{K}(K\pi)_S$ and within uncertainties about form factors. Finally we allow for decays of the broad state $|C\rangle$ to $\eta\sigma$, $\bar{K}(K\pi)_S$, $\rho\rho$, $\omega\omega$, $K^*\bar{K}^*$ and $\phi\phi$, although we in fact find the contribution from this broad state to $\bar{K}(K\pi)_S$ or $K\bar{K}^*$ is compatible with zero.

For resonance decays we include a form factor $B_i(k) = \exp(-\alpha k_i^2)$, where k_i are momenta of decay products in the rest frame of the resonance and α optimizes at 1 GeV^{-2} . For P-state production of $\rho\rho$, $\omega\omega$, $K^*\bar{K}^*$ and $\phi\phi$, we use a phase space factor $k_i^3/(k_i^2 + \beta)$ where $\beta = 0.06 \text{ (GeV/c)}^2$; this allows for a centrifugal barrier of radius 0.8 fm. We also include a form factor $B_J(s) = \exp(-\alpha q^2)q^3/(q^2 + \beta)$ for the decays $J/\Psi \rightarrow \gamma X$; here q is the momentum of resonance $X = A, B, C$ in the J/Ψ rest frame. Our equations are thus identical to those spelled out in detail by Achasov and Shestakov [10], except for inclusion of form factors and the centrifugal barrier. The $\Gamma_i(s)$ for each decay are illustrated in Fig. 2. In calculating $\rho\rho$ phase space, we find that interferences between different charge states, e.g. between $\rho \rightarrow \pi_1^+\pi_2^-$, $\rho \rightarrow \pi_3^+\pi_4^-$, and $\rho \rightarrow \pi_1^+\pi_4^-$, $\rho \rightarrow \pi_3^+\pi_2^-$, have little effect on $\Gamma(s)$. The same is true for $K\bar{K}^*$, $K^*\bar{K}^*$ and $\bar{K}(K\pi)_S$.

We fit data on $J/\Psi \rightarrow \gamma(\eta\pi\pi)$ and $\gamma(K\bar{K}\pi)$ from Mark III [4,8] and DM2 [11]. There are considerable uncertainties about absolute branching ratios. DM2 quote a branching ratio of the iota to $K\bar{K}\pi$ of 3.8×10^{-3} [11]. Mark III [4] find 2.56×10^{-3} , but attribute some of it to 1^+ . We correct DM2 results for this component and average with the Mark III branching ratio to obtain $B[J/\Psi \rightarrow \gamma\iota(1440)].B[\iota \rightarrow K\bar{K}\pi] = 2.1 \times 10^{-3}$. For $\eta\pi\pi$, we average the DM2 [11] and Mark III [8] results (before $a_0(980)$ cuts are applied) to obtain $B[J/\Psi \rightarrow \gamma\iota(1440)].B[\iota \rightarrow \eta\pi\pi] = 0.55 \times 10^{-3}$. These values influence the mixing angle ϕ , but have no effect on the quality of fits to data. Secondly we fit Mark III data on $J/\Psi \rightarrow \gamma(\rho\rho)$ [5], $\gamma(\omega\omega)$ [12], $\gamma(K^*\bar{K}^*)$ [13] and $\gamma(\phi\phi)$ [13].

The mass of the broad state is not well determined, but lies in the range 1750–2100 MeV. There is some sensitivity to the form factor parameter α , mainly because of its effect through the J/Ψ form factor $B_J(s)$; α must lie between 0.5 and 1.5 $(\text{GeV}/c)^{-2}$. There is negligible dependence on the centrifugal barrier factor β . Our earlier conclusions [1] on 0^+ peaks at 1500, 1770 and 2100 MeV in 4π are completely unaffected by the re-parametrisation of the 0^- amplitude.

Fits to representative data are shown in Fig. 3. We assume flavour blindness, i.e. coupling constants for $\rho\rho$, $\omega\omega$, $K^*\bar{K}^*$ and $\phi\phi$ in the ratios 3:1:4:1. The first three channels agree well with this assumption and we take this as evidence of the glueball character of the broad state. The glueball

argument is strengthened by the observation that the broad state couples to $\eta\sigma$ strongly. There is evidence for the broad 0^- component in $\eta\sigma$ from Crystal Barrel data on $\bar{p}p \rightarrow \eta\pi^0\pi^0\pi^0$ [14]. In Fig. 3(a), we fit the low mass end of the $\eta\pi\pi$ spectrum, where 0^- is likely to dominate; the fit fails at higher masses, where it is likely that 1^+ and/or 2^- will contribute.

For $K^*\bar{K}^*$, the data lie slightly above our fit near 1920 MeV. This might be due to mixing with the 3^1S_0 $s\bar{s}$ state expected near this mass, or it could be due to $f_2(1920)$ which we discuss below. A spin-parity analysis of the data is needed.

For $\phi\phi$, there is a factor 4 discrepancy in branching ratio between DM2 [15] and Mark III [13]. Our fit lies well above DM2 results, but agrees fairly well with Mark III, Fig. 3(f). We give reasons below to believe that the peak at 2200 MeV has $J^P = 2^+$, in agreement with recent JETSET results [16].

Wermes [17] has attempted fits similar to ours, but using a resonance mass close to $\iota(1440)$. He did not include the broad component in $\eta\pi\pi$ or $K\bar{K}\pi$. We find that the $\eta\pi\pi$ channel plays a significant role in getting the right s dependence for the $\rho\rho$ channel and good fits to $\omega\omega$ and $K^*\bar{K}^*$.

In a recent preprint, Close, Farrar and Li [18] have derived a formula relating the branching ratio for production of glueballs in radiative J/Ψ decays to their widths (and masses). From Fig. 2, the mean total width of the broad 0^- signal is about 1.4 GeV, when folded with the resonance shape. Using their formula, one predicts a branching ratio $J/\Psi \rightarrow \gamma 0^- = 28 \times 10^{-3}$. We

now compare that with our fit. For $K^*\bar{K}^*$ and $\omega\omega$ decays, Mark III quote integrated branching ratios of 5.6×10^{-3} and 1.7×10^{-3} . For $\rho\rho$, the measured branching ratio is 6.3×10^{-3} integrated up to 2.35 GeV [1], and we fit an additional 2.0×10^{-3} at higher masses. For $\phi\phi$ our fit gives 0.8×10^{-3} . The largest uncertainty is in the $\eta\pi\pi$ channel. Our fit gives 5.6×10^{-3} up to 2.0 GeV and a further 3.5×10^{-3} above that. However, there are no spin-parity analyses to check these large contributions from the broad signal in this channel. These values add up to 25×10^{-3} , in agreement with prediction. However, there must be an uncertainty of at least 25% in present branching ratios.

To determine the mixing angle ϕ , we assume that only state $|G\rangle$ is produced in J/Ψ decays. From the total branching ratio for the broad state, 25×10^{-3} , and that of the narrow ι , 2.65×10^{-3} , we find $\tan^2 \phi = 0.106$, or $\phi = 18^\circ$. There is probably an error of $\pm 25\%$ in $\tan^2 \phi$ from the branching ratios. We are unable to form any accurate estimate of the mixing angle θ within the nonet, but the Mark III data [8] suggest that $\iota(1440)$ is close to an SU(3) singlet.

If we adopt a value of 2.1 GeV for the glueball mass, together with our value of $\tan \phi$, repulsion through the real parts of the Hamiltonian leads to an unperturbed mass for the $s\bar{s}$ state of 1520 MeV. This result is reasonable, but cannot be considered accurate because of coupling through decay channels. There is a strong dispersive effect on the rapidly rising edge of $|C\rangle \rightarrow \rho\rho$

and $\eta\sigma$. It seems quite natural that a balance between this attraction and the repulsion between levels will result in a mass for state $|B\rangle$ on the rising edge of the $\rho\rho$ threshold, as observed experimentally.

The Obelix group has reported evidence for another 0^- resonance at 1460 MeV [19]. There have likewise been suggestions for a $K\bar{K}^*$ resonance at 1460 MeV by DM2 [20] or at 1490 MeV by Mark III [4]. A second narrow state at this mass does not fit naturally into our scheme. However, we find that the apparent mass of the narrow resonance can be shifted appreciably because of differing amplitudes and phases of the broad and narrow components in different reactions. Our belief is that a conclusive analysis of Dalitz plots is only possible if the experimental groups will pool their data and re-analyse all channels with a single parametrisation including the s -dependence of channel widths. This analysis needs to include the broadening of the K^* proposed by Frank et al. [21]. Such a re-analysis is now needed.

We conclude with some conjectures about the 2^+ glueball, based on analogy with our observations for 0^- . The 2^+ glueball is predicted by Lattice QCD calculations to be a factor 1.5 heavier than the 0^+ glueball and to lie around 2200 MeV. It is likely to mix with 3F_2 and 3P_2 $q\bar{q}$ and $s\bar{s}$ mesons. We shall show that the available data on 2^+ states are consistent with a broad 2^+ glueball centred roughly at 2000 MeV and with a width of ~ 650 MeV. The central ideas are that (i) the glueball pushes $f_2(1565)$ and $\theta(1710)$ to masses lower than expected for the 2^3P_2 nonet; (ii) the $\phi\phi$ states observed by Etkin

et al. [22] are consistent with mixing on the upper edge of the glueball; and (iii) the observations of 2^+ signals at 1920–1950 MeV are consistent with a 3^3P_2 state near the peak of the glueball and mixing with it.

Clues to this scenario come from expected masses for radial excitations. If a Regge spacing of 1.1 GeV^2 in s is assumed, the first and second radial excitations of $f_2(1270)$ are expected at 1650 and 1950 MeV, and the radial excitations of $f'_2(1525)$ at 1850 and 2125 MeV. The first of these numbers is supported by new evidence for an $I = 1 \ J^P = 2^+$ state in $\eta\pi$ at 1650 MeV [23]. There is now a well documented $2^+ \ I = 0$ resonance formerly known as AX at 1540–1555 MeV, coupling to $\pi\pi$, $\rho\rho$ and $\omega\omega$ [2,24]. We interpret this as the radial excitation of $f_2(1270)$. The low mass of this state might arise from attraction to the sharp $\omega\omega$ threshold. However, another possibility is that the 2^+ glueball may push the radial excitation down to the $\omega\omega$ threshold. If so, a similar or larger effect should be observed for the radial excitation of $f'_2(1525)$. It is tempting to identify this with $\theta(1710)$, though it is presently disputed whether this resonance has $J^P = 0^+$ or 2^+ . The data which are statistically strongest [25] favour 2^+ . The strong appearance of this resonance in $J/\Psi \rightarrow \gamma(K\bar{K})$ would be a natural parallel to the appearance of $\iota(1440)$ in J/Ψ radiative decays. We propose that the masses of both states lie on the sharply rising edge of broad glueballs.

At higher mass, there is good evidence from both GAMS [26] and VES [27] for $f_2(1920)$ decaying to $\omega\omega$, and from the Omega group in 4π [28]. There

is also evidence from LASS [29] for $f_2(1950)$ decaying to $K^*(892)\bar{K}^*(892)$. We suggest that these are all the same resonance, and the presence of both strange and non-strange decay modes is evidence for the second radial excitation of $f_2(1270)$ mixing with the 2^+ glueball.

Mixing of a broad glueball with further 3P_2 $q\bar{q}$ radial excitations and 3F_2 $q\bar{q}$ states could explain the anomalously strong signals observed in $\phi\phi$ by the JETSET collaboration [16] and by Etkin et al. [22], who claim to observe three resonances. JETSET observe a peak centred at 2180-2200 MeV. There is further evidence for a 2^+ state around 2200 MeV [2]. We note that the data of Etkin et al. show a peak at 2150 MeV, though the pole position is reported as being at 2011^{+62}_{-76} MeV. Etkin et al. observe this peak in the $\phi\phi$ S-wave. This seems to us a good candidate for glueball mixing with the 3^3P_2 $s\bar{s}$ state.

Etkin et al. also report a narrow $\phi\phi$ 2^+ D-wave resonance at 2297 MeV. This is close to the right mass for the 3F_2 ground state $s\bar{s}$ state. The D-state resonance is produced much more weakly than the S-state, and we comment on a possible reason. Lattice QCD calculations suggest that the glueballs have radii distinctly smaller (~ 0.3 fm) than $q\bar{q}$ states [30]. The high masses of the glueballs compared to $q\bar{q}$ ground states also point towards high constituent gluon mass, hence small radii. The 3^3P_2 state, with wave function $\propto r$ for small r , will overlap much better with a small object than will 1^3F_2 , which has a wave function $\propto r^3$.

Etkin et al. also claim a broad D-wave resonance. We suggest that this is a parametrisation of the broad 2^+ contribution from the glueball. Their data fall rapidly above 2350 MeV, leading us to believe that the glueball falls rapidly there. In summary, we propose that $\theta(1710)$ flags the steeply rising edge of the glueball and the $\phi\phi$ data exhibit its falling edge. The result is a central mass of ~ 2000 MeV and a width of order 650 MeV.

Our scheme identifies all $I = 0$ $q\bar{q}$ 2^+ states in this mass range except 1^3F_2 $q\bar{q}$. It is unlikely to mix much with a compact glueball, because of its F-state $q\bar{q}$ wave function and perhaps because of octet character.

For a 2^+ glueball 650 MeV wide, Close, Farrar and Li predict a branching ratio of 33×10^{-3} for J/Ψ radiative decays. Where is this huge signal hiding? Our analysis of $J/\Psi \rightarrow \gamma(4\pi)$ locates only 0.8×10^{-3} for production of $f_2(1565)$ or $f_2(1710)$ [1] and $\Theta(1710)$ contributes only 0.97×10^{-3} through its $K\bar{K}$ decay [2]. The obvious place to look for the missing signal is in the channels $\eta\eta$, $\eta\eta'$ and $\eta'\eta'$, which have not been studied extensively.

We are grateful to Dr. Frank Close for advice and discussion on branching ratios.

References

- [1] D.V. Bugg et al., Phys. Lett. B353 (1995) 378.
- [2] Particle Data Group, Phys. Rev D54 (1996) 1.
- [3] W. Flatté, Phys. Lett. 63B, 1976) 224.
- [4] Z. Bai et al., Phys. Rev. Lett. 65 (1990) 2507.
- [5] R.M. Baltrasaitis et al., Phys. Rev. D33 (1986) 1222.
- [6] G.S. Bali et al, Phys. Lett. B309 (1993) 378.
- [7] D. Alde et al., IHEP preprint 96-39.
- [8] T. Bolton et al., Phys. Rev. Lett. 69 (1992) 1328.
- [9] D.V. Bugg, A.V. Sarantsev and B.S. Zou, Nucl. Phys. B471 (1996) 59.
- [10] N.N. Achasov and G.N. Shestakov, Phys. Lett. 156B (1985) 434.
- [11] J.-E. Augustin et al., Phys. Rev. D42 (1990) 10.
- [12] R.M. Baltrasaitis et al., Phys. Rev. Lett. 55 (1985) 1723.
- [13] L. Köpke and N. Wermes, Phys. Rep. 174 (1989) 67.
- [14] C.N. Pinder, Hadron'95, (ed. M.C. Birse, G.D. Lafferty and J.A. McGovern), World Scientific, Singapore (1996), p. 178.

- [15] D. Bisello et al., Phys. Lett. B179 (1986) 294.
- [16] M. Lo Vetterre, Proc. LEAP'96 (to be published).
- [17] N. Wermes, Proc. Physics in Collision V (Autun, France 1985) and SLAC-PUB-3730 (1985).
- [18] F.E. Close, G.R. Farrar and Z. Li, RAL preprint 96-052.
- [19] A. Bertin et al., Phys. Lett. B361 (1995) 187.
- [20] J.E. Augustin et al., Phys. Rev D46 (1992) 1951.
- [21] M.Frank, N. Isgur, P.J. O'Donnell, and J. Weinstein, Phys. Rev. D32 (1985) 2971.
- [22] A. Etkin et al., Phys. Lett.B201 (1988) 568.
- [23] J. Lüdemann, Ph. D. thesis, University of Bochum (1995); Crystal Barrel publication in preparation.
- [24] J. Adomeit et al., Nucl. Phys. A (to be published).
- [25] D. Armstrong et al., Phys. Lett. B227 (1989) 186.
- [26] D. Alde et al., Phys. Lett. B276 (1992) 375.
- [27] A. Beladidze et al., Zeit. Phys. C54 (1992) 367.
- [28] F. Antinori et al., Phys. Lett. B353 (1995) 589.

- [29] D. Aston et al., Nucl. Phys. B21 (suppl) (1991) 5
- [30] H. Chen, J. Sexton, A. Vaccarino and D. Weingarten, Nucl. Phys. B (Proc Suppl.) 34 (1994) 357 and D. Weingarten (private communication).

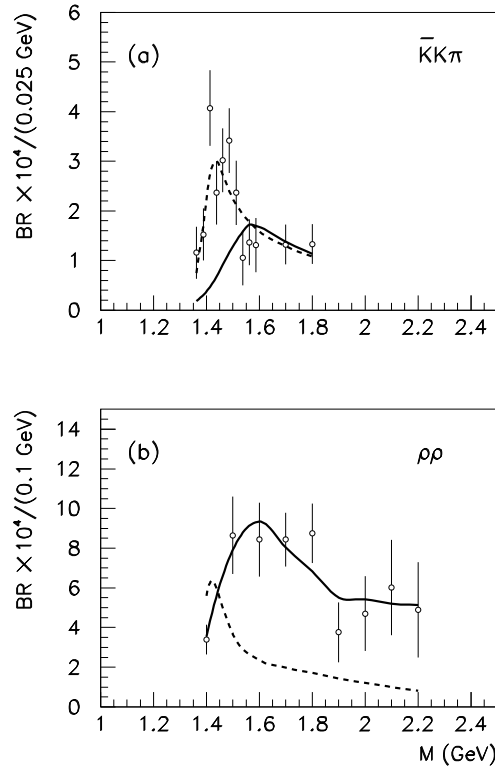


Figure 1: A fit to Mark III data on (a) $J/\Psi \rightarrow \gamma(K\bar{K}\pi)$ and (b) $J/\Psi \rightarrow \gamma(4\pi)$ with a single resonance. The dashed curve shows the best fit to (a) and the full curves the best fit to (b).

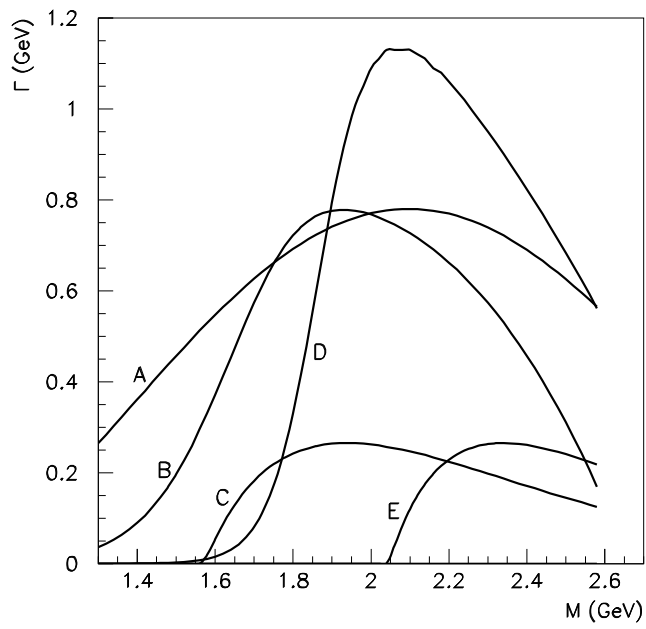


Figure 2: $\Gamma(s)$ with $\alpha = 1 \text{ GeV}^{-2}$, and normalizations fitted to the data. Curves show $\eta\sigma$ (A), $\rho\rho$ (B), $\omega\omega$ (C), K^*K^* (D), $\phi\phi$ (E).

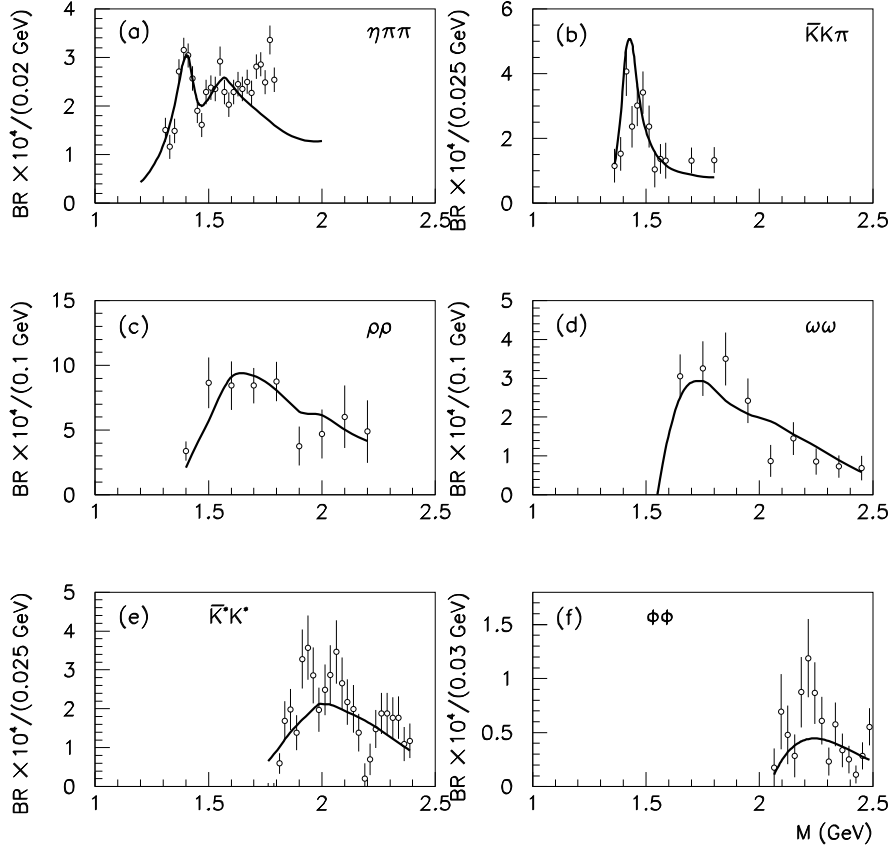


Figure 3: Fits to data on radiative J/Ψ decays, taking $M = 1800$ MeV for the broad state $|C\rangle$: (a) $\eta\pi\pi$ from DM2, (b) $K\bar{K}\pi$, (c) $\rho\rho$, (d) $\omega\omega$, (e) K^*K^* , and (f) $\phi\phi$. Data for (b)–(f) are from Mark III.