

# Background thermal depolarization of electrons in storage rings

A.C.C. Guimarães <sup>\*</sup>, G.E.A. Matsas <sup>†</sup> and D.A.T. Vanzella <sup>‡</sup>

*Instituto de Física Teórica, Universidade Estadual Paulista*

*R. Pamplona 145, 01405-900 - São Paulo, São Paulo*

*Brazil*

## Abstract

We discuss the influence of the background thermal bath on the depolarization of electrons in high-energy storage rings, and on the photon emission associated with the spin flip. We focus, in particular, on electrons at LEP. We show that in a certain interval of solid angles the photon emission is enhanced several orders of magnitude because of the presence of the thermal bath. Notwithstanding, the overall depolarization induced by the background thermal bath at LEP conditions is much smaller than the one induced by plain acceleration at zero-temperature and can be neglected in practical situations. Eventually we discuss in what conditions the background thermal bath can enhance the overall depolarization by several orders of magnitude.

41.60.-m, 12.20.Ds, 12.20.Fv

Typeset using REVTeX

---

<sup>\*</sup>e-mail: acandido@ift.unesp.br

<sup>†</sup>e-mail: matsas@axp.ift.unesp.br

<sup>‡</sup>e-mail: vanzella@axp.ift.unesp.br

## I. INTRODUCTION

Evidences of polarization in a single circulating beam were detected unambiguously in the early 70's from Novosibirsk and Orsay [1]. Later, it was observed in the storage ring SPEAR at Stanford a polarization of  $P \approx 76\%$  [2] and more recently a polarization of  $P \approx 90\%$  [3]. The first observation of transverse beam polarization in LEP was in 1990 [4], reaching further  $P \approx 57\%$  [5]. Transverse and longitudinal polarization signals are being observed since then (see e.g. [6] and references therein), and their utilization to test possible extensions to the standard model constitutes source of excitement (see e.g. [7]). In spite of the peculiarities of the different machines, theoretical calculations indicate that the maximum natural transverse polarization possible to be reached by ultra-relativistic electrons moving circularly in storage rings *at zero-temperature* is  $P \approx 92\%$  [8]– [10]. The main reason why the polarization obtained is not complete is the high acceleration under which these electrons are subjected. However, there are other sources of depolarization which should be taken into account (see e.g. [11]).

Here we discuss the contribution of the *background thermal bath* on the depolarization of high-energy electron beams at storage rings, and on the photon emission associated with the spin flip. We focus on electrons at LEP, but our conclusions will remain basically the same in most situations of interest. Theoretical results call attention to the fact that depending on the electron's velocity, the background thermal-bath contribution can be enhanced (or damped) by several orders of magnitude [12]. This result was obtained in a simplified context by modeling the electron's spin flip by the transition of a two-level scalar system [13] coupled to the background thermal bath. The influence of the velocity in the thermal depolarization rate can be understood by noticing that because of the Doppler effect the energy spectrum of the background photons is shifted in the electron's proper frame. Thus, depending on the electron's velocity, photons of the background thermal bath can have their frequency shifted *into* or *off* the absorbable band, implying thus an *enhancement* or *damping* of the excitation rate. Although the two-level model is a satisfactory approximation in many respects, this is

incomplete in some other ones [14]. Here we aim to analyze the influence of the background thermal bath on true fast-moving spin-1/2 fermions.

The paper is organized as follows: In Section II, we calculate the angular distribution of emitted and absorbed photons, and radiated power induced by the spin flip. We show that in a certain interval of solid angles the photon emission induced by the spin flip is enhanced by several orders of magnitude because of the presence of the thermal bath. In Section III we exhibit the frequency distribution. Section IV is devoted to calculate the total emission rate and total radiated power induced by the spin flip. In Section V we use previous section results to calculate the background thermal bath influence on the depolarization of electrons at LEP. We show that in spite of Sec. II results, the overall depolarization because of the background thermal bath at LEP conditions is much smaller than the one because of plain acceleration at zero-temperature. Finally we discuss our results in Section VI. Natural units  $\hbar = c = k = 1$  will be adopted throughout the paper.

## II. PHOTON ANGLE DISTRIBUTION

In order to calculate the angle distribution of emitted photons induced by the spin flip of a fast-moving electron, it is useful to define from the beginning spherical angular coordinates  $(\theta, \phi)$  in an inertial frame at rest with the laboratory, and with its origin instantaneously on the electron as follows:  $\theta$  is the angle between the electron's 3-velocity  $\mathbf{v}$ , and the 3-momentum  $\mathbf{k}$  of the emitted photon, while  $\phi$  is the angle between the projection of  $\mathbf{k}$  on the plane orthogonal to  $\mathbf{v}$ , and the electron's 3-acceleration  $\mathbf{a}$ .

To calculate *at the tree level* the angular distribution of emitted and absorbed photons associated with the spin-flip as well as the corresponding radiated power, rather than using the thermal Green function approach, we will introduce directly the proper thermal factor (Planck factor) in the *vacuum* probability distribution previously calculated by Jackson [10]: The photon emission rate *per laboratory time*  $d\mathcal{P}_{\text{vac}}^{\text{em}}$  per solid angle  $d\Omega = \sin\phi d\theta d\phi$ , and frequency  $d\omega$  induced by the spin flip of an electron circulating in a storage ring at

zero-temperature is

$$\frac{d^2\mathcal{P}_{\text{vac}}^{\text{em}}(\theta_0)}{d\Omega d\omega} = \frac{3\sqrt{3}}{40\pi^3} \frac{\nu^3(1+t^2)}{\tau_0\gamma^2\omega_0} \left\{ \sin^2\theta_0 K_{1/3}^2(\eta) + \frac{1}{2}(1+\cos^2\theta_0)(1+t^2)[K_{1/3}^2(\eta) + K_{2/3}^2(\eta)] \right. \\ \left. + 2\cos\theta_0\sqrt{1+t^2}K_{1/3}(\eta)K_{2/3}(\eta) \right\}, \quad (2.1)$$

where  $\gamma = 1/\sqrt{1-v^2}$ ,  $t = \gamma\theta \sin\phi$ ,  $\omega_0$  is the electron's orbital frequency,

$$\tau_0 = \left[ \frac{5\sqrt{3}}{8} \frac{e^2\gamma^5}{m^2\rho^3} \right]^{-1} \quad (2.2)$$

is the typical time interval for the electron beam to reach polarization equilibrium  $P_0$ , i.e.  $P(t) = P_0[1 - \exp(-t/\tau_0)]$ ,  $m$  is the electron's mass,  $\rho$  is the bending radius of the storage ring, and  $\eta = \nu(1+t^2)^{3/2}/2$  with

$$\nu \equiv \frac{2\omega}{3\gamma^3\omega_0}. \quad (2.3)$$

For LEP we have  $\gamma \approx 10^5$ ,  $\omega_0 \approx 10^5 s^{-1}$  and a background temperature of  $\beta^{-1} \approx 4 \cdot 10^{13} s^{-1}$  (= 300K). The variable  $\theta_0$  is the angle between the measurement direction of spin and magnetic field before the transition. After any transition the angle between spin and magnetic field changes to  $\pi - \theta_0$ . Deexcitation processes are characterized by the fact that  $0 \leq \theta_0 < \pi/2$ , while excitation processes are characterized by the fact that  $\pi/2 < \theta_0 \leq \pi$ . We also recall that, at the tree level, each spin flip in the vacuum is associated with a photon emission [10].

In the case the electron is moving in a background thermal bath characterized by a temperature  $\beta^{-1}$ , the emission rate can be expressed simply in terms of Eq. (2.1) by (see e.g. [15] for an account on photon radiation in a heat bath)

$$\frac{d^2\mathcal{P}^{\text{em}}(\theta_0)}{d\Omega d\omega} = \frac{d^2\mathcal{P}_{\text{vac}}^{\text{em}}(\theta_0)}{d\Omega d\omega} + \frac{d^2\mathcal{P}_{\text{ther}}^{\text{em}}(\theta_0)}{d\Omega d\omega}, \quad (2.4)$$

where

$$\frac{d^2\mathcal{P}_{\text{ther}}^{\text{em}}(\theta_0)}{d\Omega d\omega} = \frac{d^2\mathcal{P}_{\text{vac}}^{\text{em}}(\theta_0)}{d\Omega d\omega} n(\omega)$$

with  $n(\omega) = 1/(e^{\omega\beta} - 1)$  accounts for stimulated emission.

In the presence of a background thermal bath, the spin-flip process can be also related with the absorption of a photon. In order to calculate the absorption rate, we note that

because of unitarity, the absorption probability with spin-excitation (-deexcitation) must be equal to the *stimulated* emission probability with spin-deexcitation (-excitation):

$$\frac{d^2\mathcal{P}^{\text{abs}}(\theta_0)}{d\Omega d\omega} = \frac{d^2\mathcal{P}_{\text{ther}}^{\text{em}}(\pi - \theta_0)}{d\Omega d\omega}. \quad (2.5)$$

The total spin-flip probability will be given by summing up (2.4) and (2.5), and integrating the result over the frequency  $\omega$  and solid angle  $\Omega$  as shown in Sec. IV.

In order to obtain the angle distribution of emitted photons, we integrate (2.4) over frequencies  $\omega$ . In the  $|t| < 50$  interval, we use the approximation  $K_{a>0}(\eta \ll 1) \approx \Gamma(a)2^{a-1}/\eta^a$  since  $n(\omega\beta \gg 1) \sim e^{-\omega\beta}$  implies that the integral only collaborates significantly for  $0 < \omega\beta < 10$  and in this range  $\eta \ll 1$ . In the  $|t| > 9 \cdot 10^2$  interval, we use the approximation  $n(\omega \ll 1/\beta) \approx 1/\beta\omega$  since  $K_{a\geq 0}(\eta \gg 1) \sim \sqrt{\pi/2\eta} e^{-\eta}$  implies that the integral only collaborates significantly for  $0 < \eta < 10$ , and in this range  $\omega \ll 1/\beta$ . Hence, after some algebra we obtain

$$\frac{d\mathcal{P}^{\text{em}}(\theta_0)}{d\Omega} = \frac{d\mathcal{P}_{\text{vac}}^{\text{em}}(\theta_0)}{d\Omega} + \frac{d\mathcal{P}_{\text{ther}}^{\text{em}}(\theta_0)}{d\Omega} \quad (2.6)$$

where

$$\begin{aligned} \left. \frac{d\mathcal{P}_{\text{ther}}^{\text{em}}(\theta_0)}{d\Omega} \right|_{|t|<50} &= \frac{\Gamma^2(2/3)\Gamma(8/3)\zeta(8/3)\gamma^{-7}}{5 \cdot 48^{1/6}\pi^3} \frac{1}{\tau_0} \left( \frac{\beta^{-1}}{\omega_0} \right)^{8/3} \left\{ \frac{\Gamma^2(1/3)\Gamma(10/3)\zeta(10/3)}{6^{2/3}\Gamma^2(2/3)\Gamma(8/3)\zeta(8/3)} \right. \\ &\times \frac{\sin^2 \theta_0}{\gamma^2} \left( \frac{\beta^{-1}}{\omega_0} \right)^{2/3} + \left( \frac{32}{3} \right)^{1/3} \frac{\Gamma(1/3)\zeta(3)}{\Gamma(2/3)\Gamma(8/3)\zeta(8/3)} \frac{\cos \theta_0}{\gamma} \left( \frac{\beta^{-1}}{\omega_0} \right)^{1/3} \\ &\left. + \frac{(1 + \cos^2 \theta_0)}{2} \left[ \frac{\Gamma^2(1/3)\Gamma(10/3)\zeta(10/3)}{6^{2/3}\Gamma^2(2/3)\Gamma(8/3)\zeta(8/3)} \frac{(1 + t^2)}{\gamma^2} \left( \frac{\beta^{-1}}{\omega_0} \right)^{2/3} + 1 \right] \right\} \quad (2.7) \end{aligned}$$

$$\begin{aligned} \left. \frac{d\mathcal{P}_{\text{ther}}^{\text{em}}(\theta_0)}{d\Omega} \right|_{|t|>9 \cdot 10^2} &= \frac{\sqrt{3}}{48\pi} \frac{(1 + t^2)^{-7/2}}{\tau_0 \omega_0 \beta \gamma^2} \\ &\times \left\{ \sin^2 \theta_0 + \frac{6}{5}(1 + \cos^2 \theta_0)(1 + t^2) + \frac{64}{5\sqrt{3}\pi} \sqrt{1 + t^2} \cos \theta_0 \right\}, \quad (2.8) \end{aligned}$$

and

$$\frac{d\mathcal{P}_{\text{vac}}^{\text{em}}(\theta_0)}{d\Omega} = \frac{16}{45\pi^2} \frac{\gamma(1 + t^2)^{-5}}{\tau_0} \left\{ \sin^2 \theta_0 + \frac{9}{8}(1 + \cos^2 \theta_0)(1 + t^2) + \frac{105\sqrt{3}\pi}{256} \sqrt{1 + t^2} \cos \theta_0 \right\}. \quad (2.9)$$

Eqs. (2.7) and (2.8) are plotted in Fig. 1 over the result obtained through explicit numerical integration, and are in perfect agreement. Fig. 2 plots  $d\mathcal{P}_{\text{ther}}^{\text{em}}(\theta_0)/d\Omega$  against  $d\mathcal{P}_{\text{vac}}^{\text{em}}(\theta_0)/d\Omega$ , and shows that for “large”  $\theta \sin \phi$ , the spin-flip photon emission is largely dominated by the presence of the thermal bath. In particular at LEP for  $|t| \approx 10^5$  ( $\theta = \phi = \pi/2$ ), we have  $(d\mathcal{P}_{\text{ther}}^{\text{em}}(\theta_0)/d\Omega)/(d\mathcal{P}_{\text{vac}}^{\text{em}}(\theta_0)/d\Omega) \approx 10^8$ . *This shows that the background thermal bath must not be always overlooked here.*

The angular distribution of the radiated power is obtained by multiplying (2.4) by  $\omega$  and integrating over frequencies. By using the same approximations described above, we obtain

$$\frac{d\mathcal{W}^{\text{em}}(\theta_0)}{d\Omega} = \frac{d\mathcal{W}_{\text{vac}}^{\text{em}}(\theta_0)}{d\Omega} + \frac{d\mathcal{W}_{\text{ther}}^{\text{em}}(\theta_0)}{d\Omega}, \quad (2.10)$$

where (see Figs. 3-4)

$$\begin{aligned} \left. \frac{d\mathcal{W}_{\text{ther}}^{\text{em}}(\theta_0)}{d\Omega} \right|_{|t| < 50} &= \frac{\sqrt{3}}{45\pi^3} \frac{\omega_0}{\tau_0 \gamma^7} \left( \frac{\beta^{-1}}{\omega_0} \right)^{11/3} \left\{ \left( \frac{3}{4} \right)^{2/3} \Gamma^2(1/3) \Gamma(13/3) \zeta(13/3) \frac{\sin^2 \theta_0}{\gamma^2} \left( \frac{\beta^{-1}}{\omega_0} \right)^{2/3} \right. \\ &+ \left( \frac{9}{32} \right)^{1/3} (1 + \cos^2 \theta_0) \left[ \frac{\Gamma^2(1/3) \Gamma(13/3) \zeta(13/3) (1 + t^2)}{2^{2/3} \gamma^2} \left( \frac{\beta^{-1}}{\omega_0} \right)^{2/3} \right. \\ &\left. \left. + \frac{\Gamma^2(2/3) \Gamma(11/3) \zeta(11/3)}{3^{-2/3}} \right] + \frac{36\pi \zeta(4) \cos \theta_0}{\sqrt{3} \gamma} \left( \frac{\beta^{-1}}{\omega_0} \right)^{1/3} \right\}, \quad (2.11) \end{aligned}$$

$$\begin{aligned} \left. \frac{d\mathcal{W}_{\text{ther}}^{\text{em}}(\theta_0)}{d\Omega} \right|_{|t| > 9 \cdot 10^2} &= \frac{16}{45\pi^2} \frac{\gamma(1+t^2)^{-5}}{\tau_0 \beta} \left\{ \sin^2 \theta_0 + \frac{9}{8} (1 + \cos^2 \theta_0) (1 + t^2) \right. \\ &\left. + \frac{105\sqrt{3}\pi}{256} \sqrt{1+t^2} \cos \theta_0 \right\}, \quad (2.12) \end{aligned}$$

and

$$\frac{d\mathcal{W}_{\text{vac}}^{\text{em}}(\theta_0)}{d\Omega} = \frac{77\sqrt{3}}{256\pi} \frac{\gamma^4 \omega_0}{(1+t^2)^{13/2} \tau_0} \left\{ \sin^2 \theta_0 + \frac{12}{11} \frac{(1 + \cos^2 \theta_0)}{(1+t^2)^{-1}} + \frac{8192\sqrt{3}}{2079\pi} \sqrt{1+t^2} \cos \theta_0 \right\}. \quad (2.13)$$

### III. FREQUENCY DISTRIBUTION

The frequency distribution of emitted photons can be obtained by integrating (2.4) in the solid angle. By using the approximation [10]  $d\Omega \approx (2\pi/\gamma)dt$  which is good for small  $\theta$ , we obtain:

$$\frac{d\mathcal{P}^{\text{em}}(\theta_0)}{d\omega} = \frac{3}{10\pi} \frac{\nu^2}{\gamma^3 \omega_0 \tau_0} \left[ \sin^2 \theta_0 \int_{\nu}^{\infty} K_{1/3}(s) ds + (1 + \cos^2 \theta_0) K_{2/3}(\nu) + 2 \cos \theta_0 K_{1/3}(\nu) \right] [1 + n(\omega)]. \quad (3.1)$$

The small-angle approximation above is corroborated by the last section results (see Figs. 1-2). The unit in the square brackets is related with the vacuum (see Ref. [10]) and accounts for *spontaneous* emission, while the  $n(\omega)$  term is related with the background thermal bath and accounts for *stimulated* emission.

The frequency distribution of the radiated power is trivially obtained from this result by simply multiplying (3.1) by  $\omega$ , and is introduced for sake of completeness:

$$\frac{d\mathcal{W}^{\text{em}}(\theta_0)}{d\omega} = \frac{3}{10\pi} \frac{\nu^2 \omega}{\gamma^3 \omega_0 \tau_0} \left[ \sin^2 \theta_0 \int_{\nu}^{\infty} K_{1/3}(s) ds + (1 + \cos^2 \theta_0) K_{2/3}(\nu) + 2 \cos \theta_0 K_{1/3}(\nu) \right] [1 + n(\omega)]. \quad (3.2)$$

As a lateral comment, we note that for  $\omega\beta < \ln 2$  the background thermal contribution dominates over the vacuum term. These results will be used in the next section to calculate the total photon emission, and power radiated.

#### IV. TOTAL EMISSION RATE AND RADIATED POWER

In order to calculate the total photon emission rate and radiated power, we integrate (3.1) and (3.2) in frequencies. The vacuum term is trivially integrated. For LEP parameters and  $\gamma > 3 \cdot 10^3$ , in order to integrate the thermal term, we use the approximation  $K_{a>0}(\nu \ll 1) \approx \Gamma(a) 2^{a-1} / \nu^a$ , since  $n(\omega\beta \gg 1) \sim e^{-\omega\beta}$  implies that the integral only collaborates significantly for  $0 < \omega\beta < 10$  and in this interval  $\nu \ll 1$ . Now, if  $10 \lesssim \gamma \lesssim 10^2$ , in order to integrate the thermal term we use the approximation  $n(\omega \ll 1/\beta) \approx 1/(\omega\beta)$  since  $K_{a\geq 0}(\nu \gg 1) \sim \sqrt{\pi/2\nu} e^{-\nu}$  implies that the integral only collaborates significantly for  $0 < \nu < 10$ , and in this interval  $\omega \ll 1/\beta$ . In doing these approximations, one must keep in mind that (2.1) and our last section's assumption  $d\Omega \approx (2\pi/\gamma)dt$  are only valid in relativistic regimes. In summary, we obtain for the total emission rate

$$\mathcal{P}^{\text{em}}(\theta_0) = \mathcal{P}_{\text{vac}}^{\text{em}}(\theta_0) + \mathcal{P}_{\text{ther}}^{\text{em}}(\theta_0), \quad (4.1)$$

where

$$\mathcal{P}_{\text{ther}}^{\text{em}}(\theta_0) = \frac{1}{2\tau_0} \left( 4 \cdot 10^{19} \gamma^{-7} + 6 \cdot 10^{22} \gamma^{-8} \cos \theta_0 \right) \quad (4.2)$$

for  $\gamma > 3 \cdot 10^3$ ;

$$\mathcal{P}_{\text{ther}}^{\text{em}}(\theta_0) = \frac{1}{2\tau_0} \frac{8 \cdot 10^8}{5\gamma^3} \left( \frac{2}{\sqrt{3}} + \cos \theta_0 \right) \quad (4.3)$$

for  $10 \lesssim \gamma \lesssim 10^2$ ; and

$$\mathcal{P}_{\text{vac}}^{\text{em}}(\theta_0) = \frac{1}{2\tau_0} \left( 1 + \frac{8}{5\sqrt{3}} \cos \theta_0 \right) \quad (4.4)$$

for any  $\gamma$ , where we assume  $\theta_0 = 0$  for deexcitation and  $\theta_0 = \pi$  for excitation because hereafter we will suppose the polarization to be measured along the magnetic field direction.

Analogously, we obtain for the total radiated power

$$\mathcal{W}^{\text{em}}(\theta_0) = \mathcal{W}_{\text{vac}}^{\text{em}}(\theta_0) + \mathcal{W}_{\text{ther}}^{\text{em}}(\theta_0), \quad (4.5)$$

where

$$\mathcal{W}_{\text{ther}}^{\text{em}}(\theta_0) = \frac{1}{2\tau_0} \left( 4 \cdot 10^{33} \gamma^{-7} + 5 \cdot 10^{36} \gamma^{-8} \cos \theta_0 \right) \quad (4.6)$$

for  $\gamma > 3 \cdot 10^3$ ;

$$\mathcal{W}_{\text{ther}}^{\text{em}}(\theta_0) = \frac{4 \cdot 10^{13}}{2\tau_0} (1 + \cos \theta_0) \quad (4.7)$$

for  $10 < \gamma < 10^2$ ; and

$$\mathcal{W}_{\text{vac}}^{\text{em}}(\theta_0) = \frac{4 \cdot 10^5 \gamma^3}{2\tau_0} (1 + \cos \theta_0) \quad (4.8)$$

for any  $\gamma$ . In particular, for  $\gamma = 10^5$  (LEP) we have

$$\mathcal{P}_{\text{ther}}^{\text{em}}(\theta_0) = \left( 4 \cdot 10^{-16} + 6 \cdot 10^{-18} \cos \theta_0 \right) / 2\tau_0, \quad \mathcal{W}_{\text{ther}}^{\text{em}}(\theta_0) = \left( 4 \cdot 10^{-2} + 5 \cdot 10^{-4} \cos \theta_0 \right) / 2\tau_0 \quad (4.9)$$



which are much smaller than

$$\mathcal{P}_{\text{vac}}^{\text{em}}(\theta_0) = (1 + 9 \cdot 10^{-1} \cos \theta_0) / 2\tau_0, \quad \mathcal{W}_{\text{vac}}^{\text{em}}(\theta_0) = (4 \cdot 10^{20} + 4 \cdot 10^{20} \cos \theta_0) / 2\tau_0 \quad (4.10)$$

respectively. This result shows that eventually the background thermal-bath contribution to the total transition rate is very small in this case, and can be disregarded for depolarization purposes. This will be explicitly shown in the next section. Note, however, the strong  $\gamma$  dependence on  $\mathcal{P}_{\text{ther}}^{\text{em}}(\theta_0)$  and  $\mathcal{W}_{\text{ther}}^{\text{em}}(\theta_0)$  which makes the thermal contribution larger than the vacuum contribution in the  $10 < \gamma < 10^2$  range. As a consequence, the background thermal bath not only is important to the photon-emission rate for large solid angles at LEP-kind accelerators as shown in Sec. II, but could be also important for the polarization itself provided  $\gamma$  was considerably smaller.

## V. POLARIZATION

Finally, let us calculate the polarization function

$$P = \frac{\mathcal{P}_{\downarrow} - \mathcal{P}_{\uparrow}}{\mathcal{P}_{\downarrow} + \mathcal{P}_{\uparrow}}, \quad (5.1)$$

for electrons at LEP taking into account the background thermal bath, where the excitation rate is given by

$$\mathcal{P}_{\uparrow} = \mathcal{P}_{\text{vac}}^{\text{em}}(\theta_0 = \pi) + \mathcal{P}_{\text{ther}}^{\text{em}}(\theta_0 = \pi) + \mathcal{P}^{\text{abs}}(\theta_0 = \pi), \quad (5.2)$$

and the deexcitation rate is given by

$$\mathcal{P}_{\downarrow} = \mathcal{P}_{\text{vac}}^{\text{em}}(\theta_0 = 0) + \mathcal{P}_{\text{ther}}^{\text{em}}(\theta_0 = 0) + \mathcal{P}^{\text{abs}}(\theta_0 = 0). \quad (5.3)$$

$\mathcal{P}_{\text{vac}}^{\text{em}}(\theta_0 = \pi)$ ,  $\mathcal{P}_{\text{ther}}^{\text{em}}(\theta_0 = \pi)$  and  $\mathcal{P}^{\text{abs}}(\theta_0 = \pi)$  are the excitation rates associated with spontaneous photon emission, stimulated photon emission and photon absorption respectively, while  $\mathcal{P}_{\text{vac}}^{\text{em}}(\theta_0 = 0)$ ,  $\mathcal{P}_{\text{ther}}^{\text{em}}(\theta_0 = 0)$  and  $\mathcal{P}^{\text{abs}}(\theta_0 = 0)$  are the deexcitation rates associated analogously with spontaneous photon emission, stimulated photon emission and photon absorption.

Now, by substituting (5.2) and (5.3) in (5.1), and using (2.5), we obtain

$$P \approx P_{\text{vac}} \left( 1 - 2 \frac{\mathcal{P}_{\text{ther}}^{\text{em}}(\theta_0 = 0) + \mathcal{P}_{\text{ther}}^{\text{em}}(\theta_0 = \pi)}{\mathcal{P}_{\text{vac}}^{\text{em}}(\theta_0 = 0) + \mathcal{P}_{\text{vac}}^{\text{em}}(\theta_0 = \pi)} \right). \quad (5.4)$$

where  $P_{\text{vac}} = 0.92$  is the vacuum polarization obtained at zero temperature. Finally, by using (4.9) and (4.10), we obtain

$$P \approx P_{\text{vac}}(1 - 8 \cdot 10^{-16}),$$

which confirms last section's "conjecture" that the background thermal bath contribution to the depolarization should be small.

## VI. DISCUSSION

We have discussed the influence of the background thermal bath on the depolarization of electrons in high-energy storage rings, and the corresponding photon emission and radiated power. We have calculated the angle and frequency distribution of such photons and obtained that in a large interval of solid angles the photon emission is enhanced by several orders of magnitude because of the thermal bath. In addition, we have shown that the background thermal bath can be very important to the total photon emission and overall depolarization in some  $\gamma$ -interval, although it can be neglected at LEP and similar accelerators. In spite of the fact that some of these conclusions were anticipated before [12] by modeling the electron's spin flip by the transition of a two-level scalar system, this approximate approach and the exact calculation (at the tree level) here developed lead to fairly different numerical results. This is another indication of the outstanding role played by Thomas precession in this context as firstly called attention by Bell and Leinaas [13], and further investigated in more detail by Barber et al [14].

## ACKNOWLEDGMENTS

We are really grateful to Desmond Barber for reading carefully our manuscript, and for his enlightening comments. AG and DV acknowledge full support by Fundação de Amparo

à Pesquisa do Estado de São Paulo, while GM was partially supported by Conselho Nacional de Desenvolvimento Científico e Tecnológico.

## REFERENCES

- [1] V.N. Baier, Usp. Fiz. Nauk. **105**, 441 (1971) [Sov. Phys. Usp **14**, 695 (1972)]; D. Potaux, *Proceedings of the 8th Int. Conf. on High Energy Accelerators*, edited by M.H. Blewett (CERN, Geneve, 1971).
- [2] J.G. Learned, L.K. Resvanis and C.M. Spencer, Phys. Rev. Lett. **35**, 1688 (1975).
- [3] J.R. Johnson et al, Nucl. Inst. Meth. **204**, 261 (1983).
- [4] L. Knudsen et al, Phys. Lett. **B270**, 97 (1991).
- [5] R. Assmann et al, *High Energy Spin Physics: Proceedings*, edited by K.J. Heller and S.L. Smith (AIP, 1995).
- [6] D.P. Barber et al., Phys. Lett. **B 343**, 436 (1995).
- [7] P. Chiappetta et al., Nucl. Phys. **B262**, 495 (1985).
- [8] A.A. Sokolov and I.M. Ternov, Dokl. Akad. Nauk. SSSR **153**, 1052 (1963) [Sov. Phys. -Dokl. **8**, 1203 (1964)].
- [9] Ya.S. Derbenev and A.M. Kondratenko, Zh. Eksp. Teor. Fiz. **64**, 1918 (1973) [Sov. Phys. JETP **37**, 968 (1973)].
- [10] J.D. Jackson, Rev. Mod. Phys. **48**, 417 (1976).
- [11] D. Treille, *Polarization at LEP, vol. 1*, eds. G. Alexander et al, (CERN Yellow report , September 1988)
- [12] S.S. Costa and G.E.A. Matsas, Phys. Rev. D **52**, 3466 (1995).
- [13] J.S. Bell and J.M. Leinaas, Nucl. Phys. **B212**, 131 (1983).
- [14] D.P. Barber and S.R. Mane Phys. Rev. A **37**, 456 (1988). D.P. Barber, K. Heinemann, G. Ripken, Z. Phys., **C64**, 117 (1994); D.P. Barber, K. Heinemann, G. Ripken, *ibid* **C64**, 143 (1994).

[15] P.V. Landshoff and J.C. Taylor, Nucl. Phys. **B430**, 683 (1994).

## FIGURES

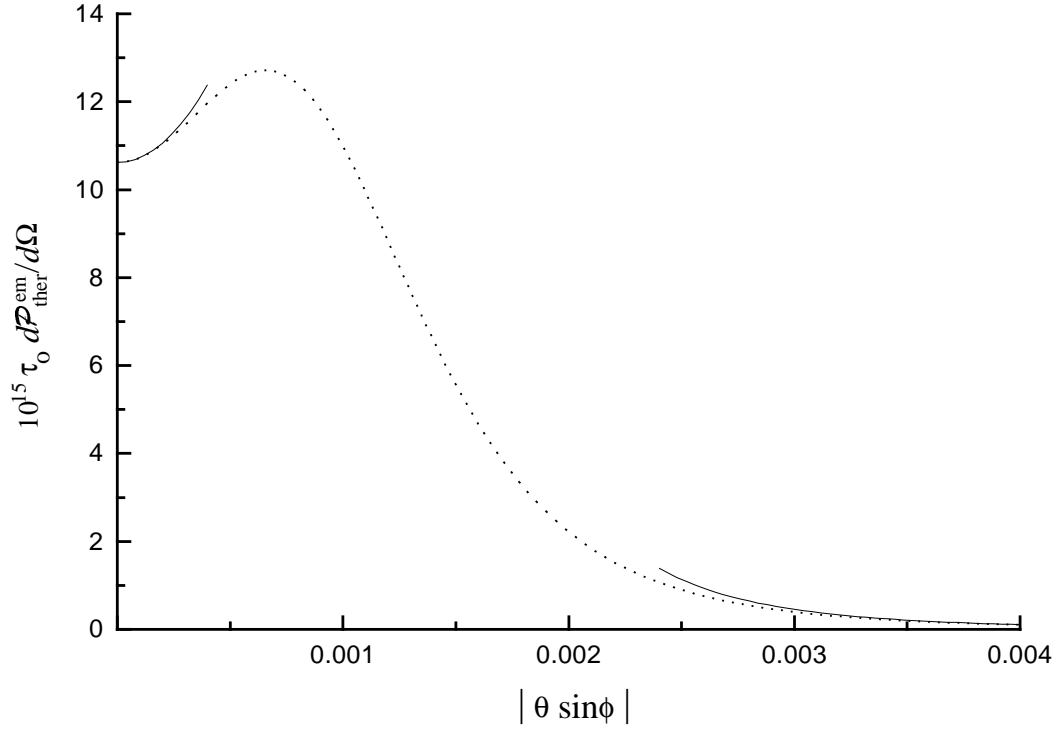


FIG. 1. Thermal contribution to the angular distribution of radiation induced by the deexcitation of electrons at LEP. The dashed line was obtained through numerical integration and is to be compared with full line obtained through analytic approximation. The analogous figure for excitation is very similar.

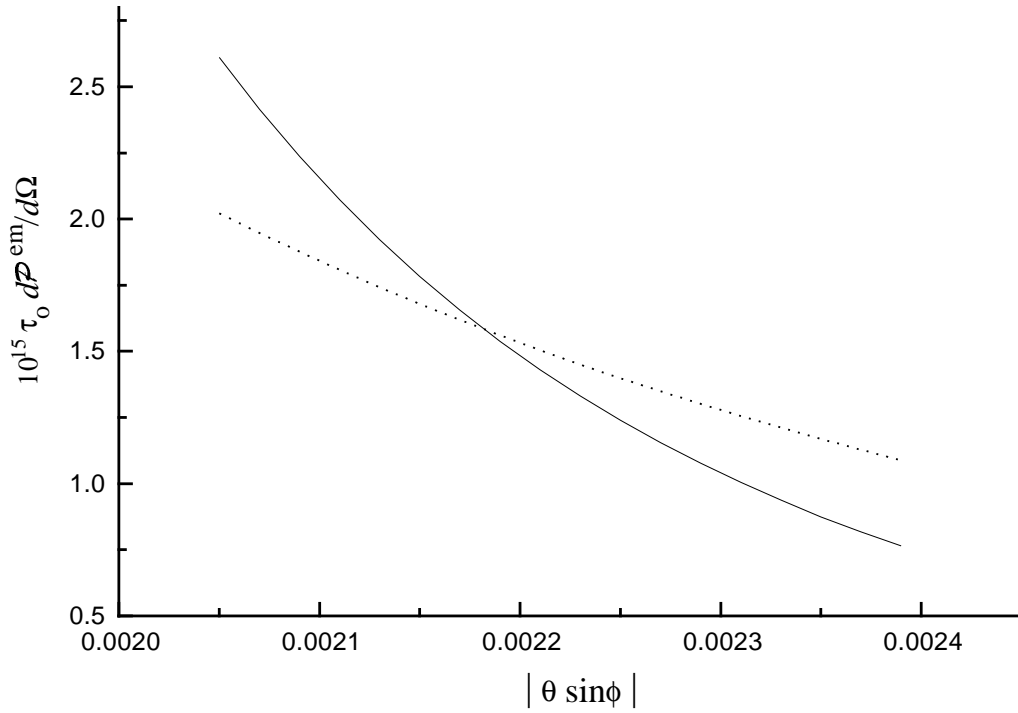


FIG. 2. The dashed line represents  $d\mathcal{P}_{\text{ther}}^{\text{em}}(\theta_0)/d\Omega$  while the full line represents  $d\mathcal{P}_{\text{vac}}^{\text{em}}(\theta_0)/d\Omega$ . For sufficiently “large”  $|\theta \sin \phi|$ , the spin-flip photon emission is dominated by the presence of the thermal bath.

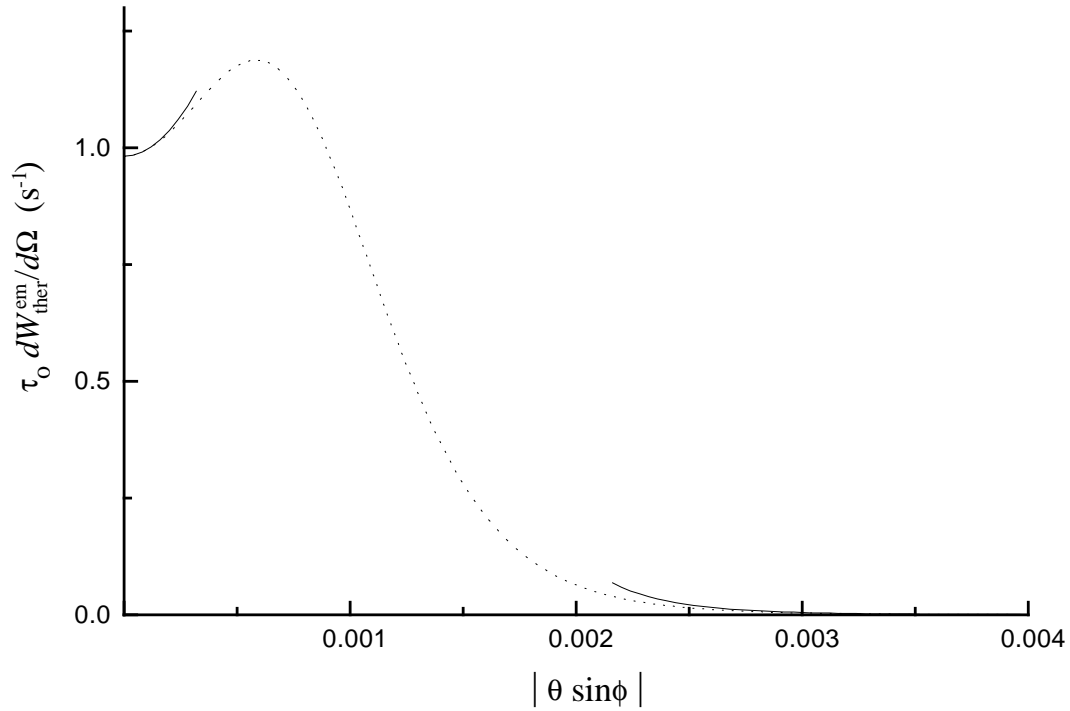


FIG. 3. Thermal contribution to the angular-distribution of the radiated power induced by the deexcitation of electrons at LEP. The dashed line was obtained through numerical integration and is to be compared with full curves obtained through analytic approximations. The analogous figure for excitation is very similar.



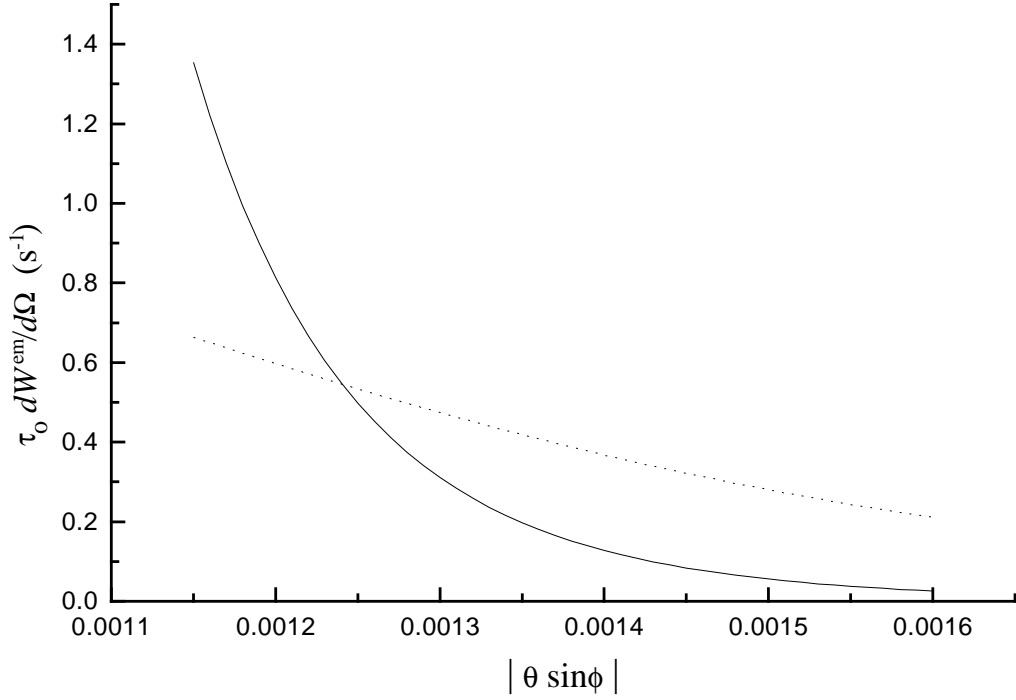


FIG. 4. The dashed line represents  $d\mathcal{W}_{\text{ther}}^{\text{em}}(\theta_0)/d\Omega$ , while the full line represents  $d\mathcal{W}_{\text{vac}}^{\text{em}}(\theta_0)/d\Omega$ . For sufficiently “large”  $|\theta \sin \phi|$ , the radiated power is dominated by the presence of the thermal bath.