

Measuring $\text{Arg}(V_{ub})$ in $B \rightarrow K\pi$

Frank Würthwein
California Institute of Technology

and

Peter Gaidarev
Cornell University

Abstract

It has previously been shown that a measurement of $\text{Arg}(V_{ub}) = \gamma$ can be obtained from a triangle construction using $\mathcal{B}(B^0 \rightarrow K^+\pi^-)$, $\mathcal{B}(\bar{B}^0 \rightarrow K^-\pi^+)$, $\mathcal{B}(B^\pm \rightarrow K_s^0\pi^\pm)$, and $\mathcal{B}(B^\pm \rightarrow \pi^\pm\pi^0)$. We evaluate experimental as well as theoretical uncertainties in this measurement. We find that a measurement of γ with the next generation B-factories (BaBar, BELLE, CLEO III) is statistics rather than theory limited if soft rescattering effects are small.

I. CP VIOLATION WITHIN THE STANDARD MODEL

An ambitious experimental program to study rare decays of B mesons is under way worldwide. The main goal of this program is to probe the Standard Model description of quark-mixing, including CP violation.

Within the Standard Model quark-mixing is described by a 3×3 unitary matrix, the Cabibbo-Kobayashi-Maskawa (CKM) matrix. [1] A unitary 3×3 matrix is described by three angles (analogous to Euler angles) and six phases. In the standard model five of the six phases are non-physical. They can be eliminated by redefining the phases of the quark fields.

The one remaining phase could in principle provide for a very rich set of CP violating phenomena. However, nature, as we know it, appears to have chosen the angles such that all but two of the matrix elements may have approximately the same phase, zero by convention. The two matrix elements that stand out are V_{td} and V_{ub} .

At present, the experimentally preferred ranges [2] for the phases of these elements are given by:

$$\begin{aligned} 41^\circ &\leq \text{Arg}(V_{ub}) \leq 134^\circ \\ 11^\circ &\leq \text{Arg}(V_{td}) \leq 27^\circ \end{aligned} \tag{1}$$

They are obtained using the unitarity constraint $V_{ud}V_{ub}^* + V_{cd}V_{cb}^* + V_{td}V_{tb}^* = 0$, in combination with measurements of $|V_{ud}|$, $|V_{cd}|$, as well as $B^0 - \bar{B}^0$ mixing, $|V_{cb}|$ and $|V_{ub}|$ from semi-leptonic B decays, and CP violation in $K_L \rightarrow \pi\pi$.

The factor of six difference in the preferred region for the two phases is mostly due to the geometry of this “unitarity triangle” rather than to the difference in errors on $|V_{td}| = (8.6 \pm 1.1) \times 10^{-3}$ [2] and $|V_{ub}| = (3.2 \pm 0.8) \times 10^{-3}$ [3].

A number of experiments expect to measure $\sin 2\beta$ ($\beta = \text{Arg}(V_{td})$) within the next few years. Each one of them expects to reach a sensitivity somewhat better than the precision we currently have via indirect means. While this will already provide for a stringent test of the standard model, one would ideally want to measure $\text{Arg}(V_{ub})$ to similar precision to verify that the phase structure of nature’s preferred quark-mixing matrix is consistent with coming from a single phase.

There is certainly no dearth of techniques for measuring $\text{Arg}(V_{ub})$ [4]. Unfortunately, most techniques either require B_s decays or rather large number of $B_{d,u}$ decays. One of the experimentally more promising techniques to measure $\text{Arg}(V_{ub}) = \gamma$ was proposed by Fleischer [5]. In his paper, Fleischer acknowledges that his method can only provide a rough estimate of γ without attempting to quantify the precision obtainable. We show in the present paper that this theoretical error is small compared to the experimental error (at least in the near future) for a large part of the allowed parameter space.

This work is organized as follows. Section II gives an overview of the method, as well as a justification for the range of parameters used throughout the paper. Section III discusses the theoretical uncertainty on $\text{Arg}(V_{ub})$ using this method. Section IV provides estimates of the expected experimental error for one “nominal year” of PEP-II and CESR phase 4. And Section V discusses the experimental sensitivity towards measuring direct CP violation in $B \rightarrow K^\pm \pi^\mp$. In particular, we show that for CESR phase 4 luminosities we will either mea-

sure direct CP violation or $\text{Arg}(V_{ub})$ to within reasonable theoretical uncertainties. Summary and conclusions are given in Section VI.

After completion of this work we have learned of a paper by Gronau and Rosner [6] that also discusses this triangle from a somewhat different perspective.

II. MEASURING γ IN $B \rightarrow K\pi$

The decay amplitudes for the decays $B_d \rightarrow K^\pm \pi^\mp$ and $B_u \rightarrow K^0 \pi^\pm$ are given by:

$$\begin{aligned} A_{B^+ \rightarrow K^0 \pi^+} &= V_{ts} V_{tb}^* P_{ts} + V_{cs} V_{cb}^* P_{cs} \\ A_{B^0 \rightarrow K^+ \pi^-} &= -(V_{ub}^* V_{us} T_s + V_{ts} V_{tb}^* P_{ts} + V_{cs} V_{cb}^* P_{cs}) \\ A_{\bar{B}^0 \rightarrow K^- \pi^+} &= -(V_{ub} V_{us}^* T_s + V_{ts}^* V_{tb} P_{ts} + V_{cs}^* V_{cb} P_{cs}) \end{aligned} \quad (2)$$

Here $T_s, P_{cs,ts}$ refer to the $\Delta S = 1$ external W-emission and gluonic penguin (c, t -quark in the loop) amplitudes respectively. There are in principle also contributions from color-suppressed electroweak penguin, and annihilation diagrams. These are expected to amount to at most a few percent, and are therefore ignored here. [7]

Recently, it has been pointed out [8] that soft final-state interactions may drastically enhance contributions from annihilation diagrams. Furthermore, arguments based on Isospin [8] imply that these contributions can in general not be neglected. The large samples of $\Upsilon(4S)$ decays expected at BaBar, BELLE, and CLEO in the next few years will allow us to decide this question experimentally [6,9,10].

Neglecting soft final-state interactions, the only non-trivial weak phase in these decays is $\text{Arg}(V_{ub}) = \gamma$. The triangle constructions in Figure 1 thus allow for the determination of $\text{Arg}(V_{ub})$ up to a fourfold ambiguity from the following time integrated decay rate measurements if $\sqrt{\tau_B} \times |V_{ub} V_{us}^* T_s| = T_K$ is known.

$$\begin{aligned} \sqrt{\mathcal{B}(B^- \rightarrow \bar{K}^0 \pi^-)} &= \sqrt{\mathcal{B}(B^+ \rightarrow K^0 \pi^+)} = \sqrt{\tau_B} \times |A_{B^+ \rightarrow K^0 \pi^+}| = P_S \\ &= \frac{\sqrt{\mathcal{B}(B^0 \rightarrow K^+ \pi^-)}}{\sqrt{\mathcal{B}(\bar{B}^0 \rightarrow K^- \pi^+)}} = |T_K e^{i(\Delta\phi - \gamma)} + P_S| \quad (3) \\ &= |T_K e^{i(\Delta\phi + \gamma)} + P_S| \end{aligned}$$

Here $\Delta\phi$ is the strong phase difference between the sum of the two penguin amplitudes and the external W-emission amplitude. Figure 1(a) illustrates the special case $\Delta\phi = 0$. The circle depicts T_K . Allowing for $\Delta\phi \neq 0$ results in a rotation as shown in Figure 1(b). This rotation produces direct CP violation, meaning a rate asymmetry between $B^0 \rightarrow K^+ \pi^-$ and $\bar{B}^0 \rightarrow K^- \pi^+$.

The size of T_K may be determined either from $B \rightarrow \pi l \nu$, assuming factorization, or from $B^\pm \rightarrow \pi^\pm \pi^0$, correcting for the extra contribution due to color-suppressed W-emission in this decay. Both of these determinations are plagued by theoretical uncertainties at the 10–20% level.

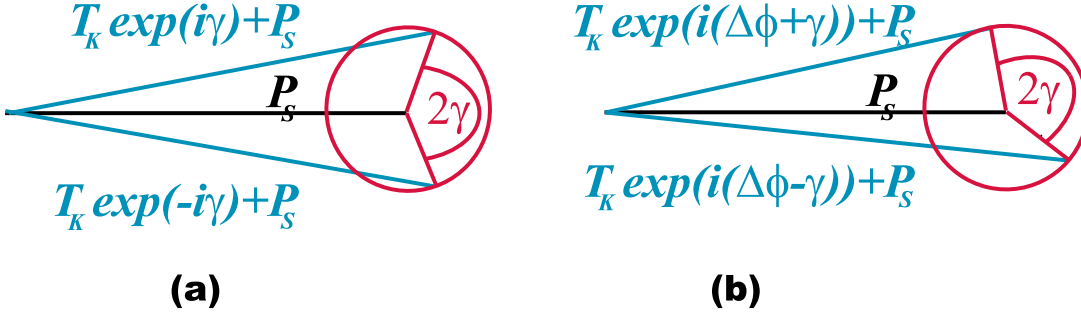


FIG. 1. Triangle construction for measuring $\text{Arg}(V_{ub}) = \gamma$ as described in the text. T_K determines the radius of the circle. The triangles are drawn to scale, assuming $T_K/P_S = 0.2$.

Assuming factorization, we can relate T_K to $B \rightarrow \pi l \nu$ at $q^2 = m_{\pi^2}$ via: [12]

$$\begin{aligned}
 T_K &\sim \sqrt{6}\pi f_K |V_{us}| \times a_1 \times \sqrt{\frac{d\Gamma(B \rightarrow \pi l \nu)/dq^2|_{q^2=m_{\pi^2}}}{\Gamma(B \rightarrow \pi l \nu)}} \times \sqrt{\mathcal{B}(B \rightarrow \pi l \nu)} \\
 &\sim 0.27 \text{ GeV} \times (1.0 \pm 0.1) \times (0.27 \pm 0.05)/\text{GeV} \times (0.0135 \pm 0.0022) \\
 &= (9.8 \pm 2.5) \times 10^{-4}
 \end{aligned} \quad (4)$$

Our present estimate of T_K is limited by the statistics of the experimental data in $B \rightarrow \pi l \nu$. However, in a few years this error due to statistics will be small compared to the error on a_1 . For $b \rightarrow c$ transitions, theory [11] ($a_1 = 1.01 \pm 0.02$) and experiment [13] ($a_1 = 1.03 \pm 0.07$) agree quite well. However, it is far from obvious to us how well this will extrapolate from “heavy-to-heavy” ($b \rightarrow c$) to “heavy-to-light” ($b \rightarrow u$) transitions. We therefore set $a_1 = 1.0$ with a 10% error. We expect this to be the dominant source of uncertainty in the future.

Unfortunately, the situation in $b \rightarrow u$ decays is different from $b \rightarrow c$ decays in that there are no non-leptonic decays for which only contributions from external W-emission are relevant. The closest one can come to an experimental measurement of T_K in non-leptonic B decays is via:

$$T_K \sim \sqrt{2\mathcal{B}(B^\pm \rightarrow \pi^0 \pi^\pm)} \times f_K/f_\pi \times |V_{us}/V_{ud}| \times a_1/(a_1 + a_2) \quad (5)$$

The factor $a_1/(a_1 + a_2) \approx 1/1.3$ enters because $B^\pm \rightarrow \pi^0 \pi^\pm$ has contributions from color-allowed as well as color-suppressed W-emission amplitudes, whereas T_K refers to the color-allowed transition only. Again, one can infer $a_1/(a_1 + a_2)$ in $b \rightarrow u$ decays from a measurement in $b \rightarrow c$ decays.

So far, CLEO has measured only $\mathcal{B}(B^+ \rightarrow K^+ \pi^0 + B^+ \rightarrow \pi^+ \pi^0) = (1.6_{-0.5}^{+0.6} \pm 0.3 \pm 0.2) \times 10^{-5}$. [14] However, within the next few years CLEO, BaBar, and BELLE will each be able to measure $\sqrt{\mathcal{B}(B^\pm \rightarrow \pi^\pm \pi^0)}$ to within 5 – 10%. While $a_1/(a_1 + a_2)$ may eventually be measured quite precisely in $b \rightarrow c$ decays, it is again the extrapolation from $b \rightarrow c$ to $b \rightarrow u$ that is likely to be the dominant source of uncertainty in determining T_K in this fashion.

In principle, uncertainties due to non-factorizable SU(3) symmetry breaking effects also affect this method for estimating T_K . However, they are probably small compared to the uncertainties in a_1 and $a_1/(a_1 + a_2)$ respectively.

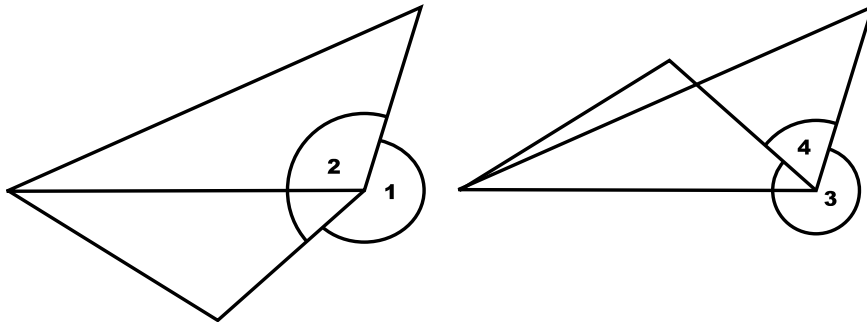


FIG. 2. Depiction of fourfold ambiguity.

Using the recent CLEO result [14] $\mathcal{B}(B^+ \rightarrow K^0\pi^+) = (2.3_{-1.0}^{+1.1} \pm 0.3 \pm 0.2) \times 10^{-5}$ for P_S^2 , and Equation (4) our present best guess for T_K/P_S is given by:

$$T_K/P_S \sim \frac{(9.8 \pm 2.5) \times 10^{-4}}{(4.8 \pm 1.2) \times 10^{-3}} = 0.20 \pm 0.07 \quad (6)$$

In the future, combining Equations (4) and (5) may eventually allow for a determination of T_K to within $\pm(10 - 20)\%$.

III. THEORETICAL ERROR ON γ .

In the following, we present estimates of the error on the measured $\text{Arg}(V_{ub})$ as a function of the geometry of the $K\pi$ amplitude triangles, the true value for γ , the relative error on T_K ($\delta T_K/T_K = (T_K(\text{theory}) - T_K(\text{nature}))/T_K(\text{nature})$), and the strong phase difference $\Delta\phi$. We choose $T_K/P_S = 0.2$ throughout. However, we verified that varying T_K/P_S within a reasonable range has only a small effect.

The point of this exercise is to “propagate” the theoretical error on T_K into an error on $\text{Arg}(V_{ub})$, and show how this error propagation depends on nature’s choice for the size of the relevant quantities involved.

A. Geometry of the Triangles

Let us first look at the fourfold ambiguity in determining γ via the $K\pi$ amplitude triangles. A strong phase difference $\Delta\phi = 180^\circ$ produces the same triangles as $\Delta\phi = 0$, except that now 2γ is given by the angle inside the two triangles. This ambiguity of interpreting the inside or outside angle as 2γ makes up half of the fourfold ambiguity in extracting γ in this fashion. The other half is given by flipping one of the two triangles around the baseline as shown in Figure 2.

The effect of δT_K on the measured γ strongly depends on the geometry of the two triangles. This is shown in Figure 3(a) and (b). An error on T_K will affect γ most if one or both of the two triangles are close to degenerate (3(b)), and least if T_K is close to tangential to one or both of the circles with radius $\sqrt{\mathcal{B}(B^0 \rightarrow K^+\pi^-)}$ and $\sqrt{\mathcal{B}(\bar{B}^0 \rightarrow K^-\pi^+)}$ (3(a)). For $\delta T/T < 0.0$ one can easily imagine a situation where one or both triangles no longer close.

Figure 4 shows measured versus true γ for $|\delta T_K/T_K| < 0.2$ (left) and $|\delta T_K/T_K| < 0.1$ (right) respectively. No restrictions on the geometry are applied here.

These figures are generated as follows. We assume infinite statistics for the branching fraction measurements. We then choose some “true” value for γ , $\delta T_K/T_K$, and $\Delta\phi$. These are drawn randomly from flat distributions within the specified ranges ($30^\circ \leq \gamma \leq 160^\circ$, $0^\circ \leq \Delta\phi \leq 360^\circ$, $|\delta T_K/T_K| \leq 0.1, 0.2$). Having fixed these parameters we then “measure” γ . In the end, each point in these figures corresponds to a possible pair of measured and true γ .

We show only one of the four possible solutions for γ in these figures. A second set of solutions is given by the reflection of the figure along the axis true $\gamma = 90^\circ$. The third and fourth solution are not very illuminating as they correspond to measuring $\Delta\phi$ instead of γ within a twofold ambiguity.

The “line” at measured $\gamma = 90^\circ$ is due to the fact that we set $\gamma = 90^\circ$ if neither of the triangles closes.

There appears to be a 20–30 degree range of values for the true γ for any given measured γ . However, this is somewhat misleading as can be seen in Figure 5. Here we assumed that nature is kind to us experimentalists in that the measured angles (θ_i , $i = 1, 2$) between T_K and P_S for the two triangles turn out to be in the range $|\sin \theta_i| > 0.5$, and $|\delta T_K/T_K| < 0.1$. In other words, nature’s choice is a geometry closer to Figure 3 (a) rather than (b).

The range of possible true values for a given measured value of γ then reduces from about 25° to $10^\circ - 15^\circ$. In this case the four possible solutions for γ tend to be clearly separated. This is unfortunately not the case for Figure 4.

B. Assuming $\Delta\phi$ is small

It has often been stated that the large q^2 in B decays to $K\pi$ leads to rather small final state interactions, and thereby to very small $\Delta\phi$. The case of small $\Delta\phi$ is therefore of special interest.

For the experimentally preferred range of $41^\circ < \gamma < 134^\circ$ we are in general less sensitive to $\delta T/T \neq 0$ if $\Delta\phi \sim 0$. This is immediately obvious from the discussion of the geometry above. To get a degenerate triangle requires $\Delta\phi = \pm\gamma$ for $\cos\gamma > 0.0$, or $\Delta\phi = \pm(180^\circ - \gamma)$ for $\cos\gamma < 0.0$. If strong phase differences are indeed small then this means that $\gamma \sim 100^\circ$ is largely free of uncertainties due to $\delta T_K/T_K$. This is shown graphically in Figures 6 and 7.

Figure 6 shows the envelopes for $\delta T_K/T_K = \pm 0.1$ and ± 0.2 for $\Delta\phi = 0.0$. And Figure 7 depicts the range of possible measured versus true γ for $|\delta T_K/T_K| < 0.1$ and $|\Delta\phi| < 20^\circ$. For a significant part of the currently preferred range ($70^\circ \leq \gamma \leq 130^\circ$) the theoretical error is less than about $\pm 5^\circ$ if $|\Delta\phi| < 20^\circ$. This compares well with the expected experimental error presented in the next section.

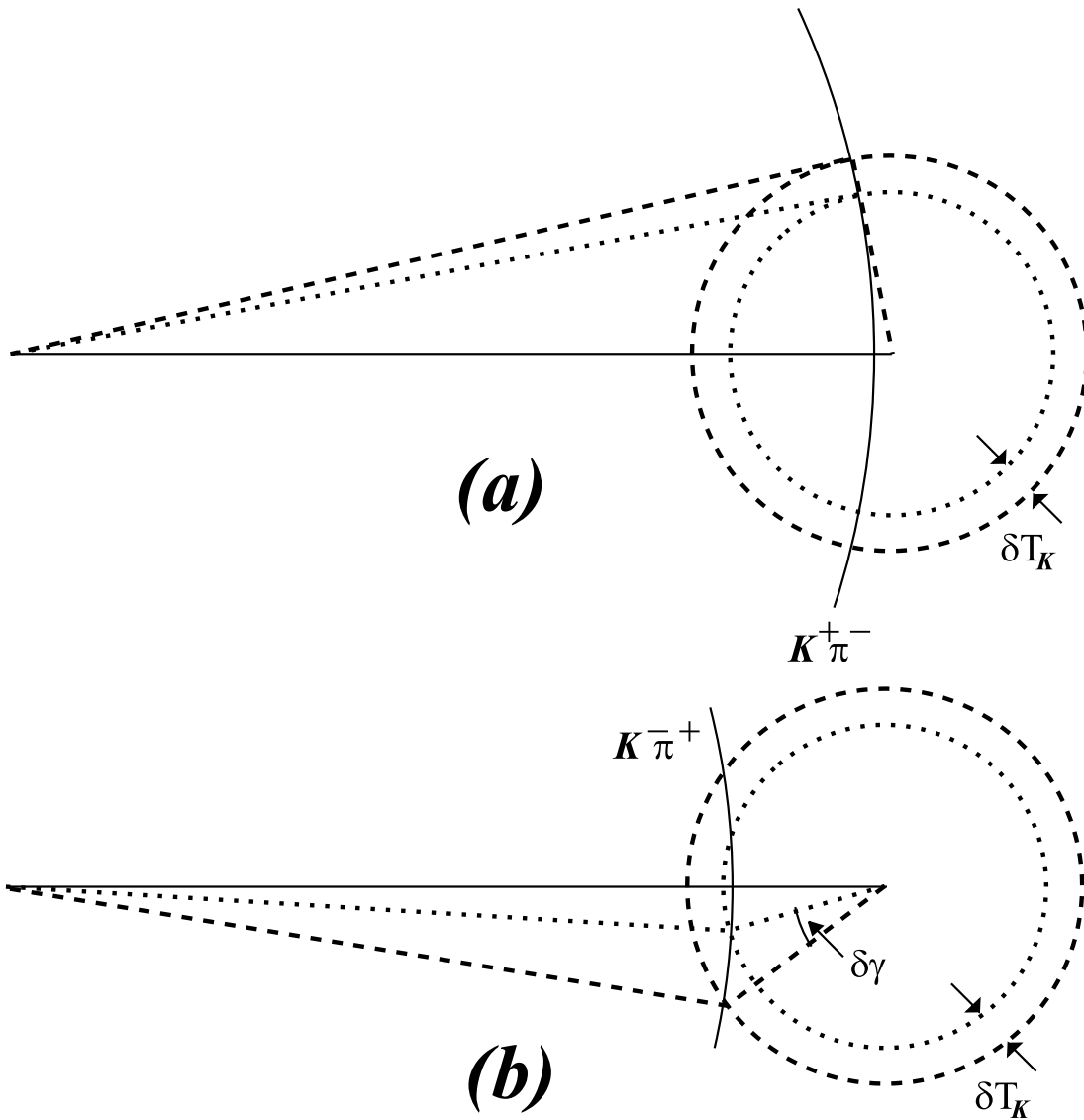


FIG. 3. Geometry for which $\delta T_K \neq 0$ minimally ((a)) and maximally ((b)) affects the measurement of γ . The dashed and dotted lines correspond to a change in T_K by 20%. The resulting change ($\delta\gamma$) in the measured γ is negligible for the geometry illustrated in Figure (a).

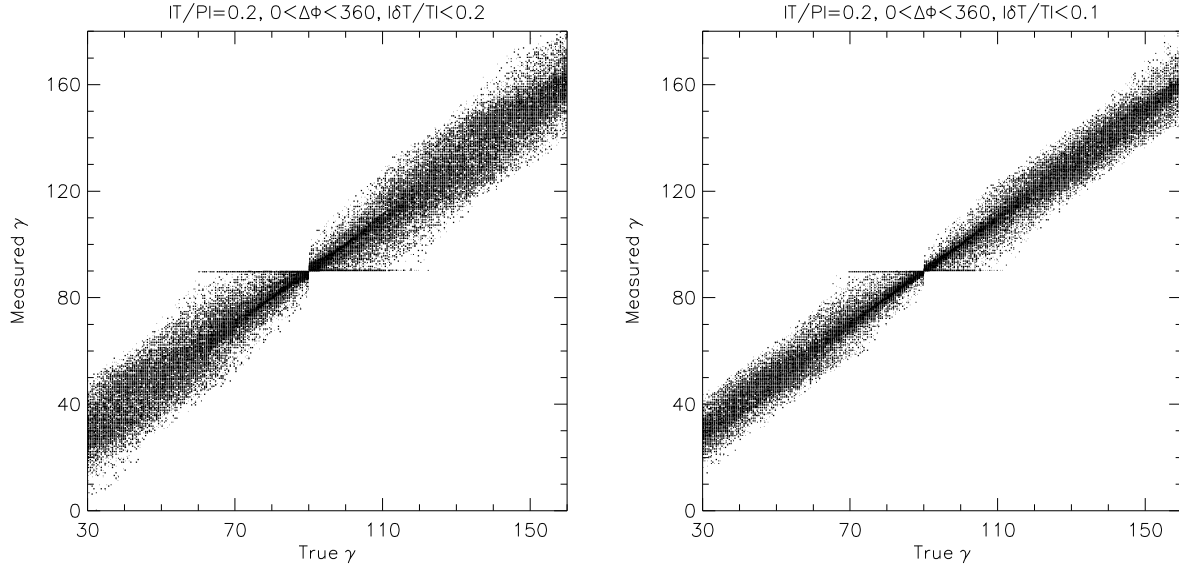


FIG. 4. Measured versus true γ for $T_K/P_S = 0.2$, and $|\delta T_K/T_K| < \pm 0.2$ (left) or $|\delta T_K/T_K| < \pm 0.1$ (right).

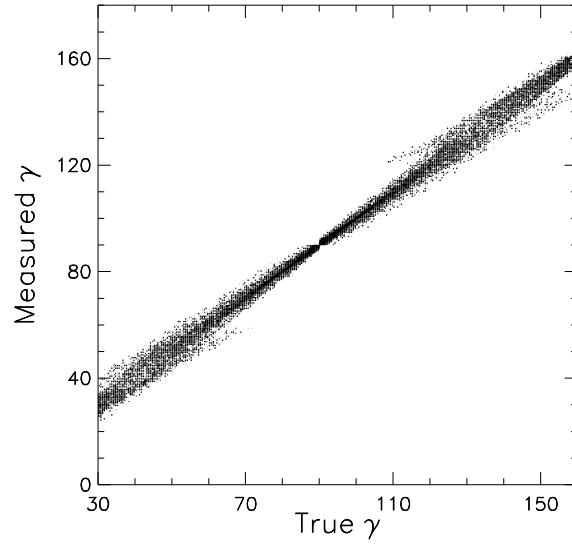


FIG. 5. Measured versus true γ for $T_K/P_S = 0.2$, $|\delta T_K/T_K| < \pm 0.1$, and $|\sin \theta_i| > 0.5$.

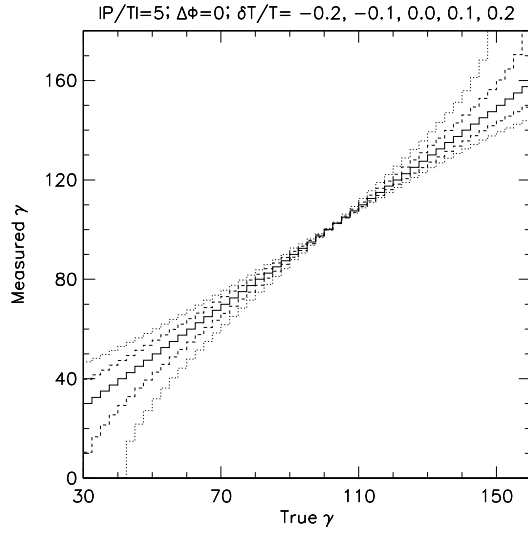


FIG. 6. Measured versus true γ for $\Delta\phi = 0$, $T_K/P_S = 0.2$, and $\delta T_K/T_K = 0$ (solid), ± 0.1 (dashed), and ± 0.2 (dotted)

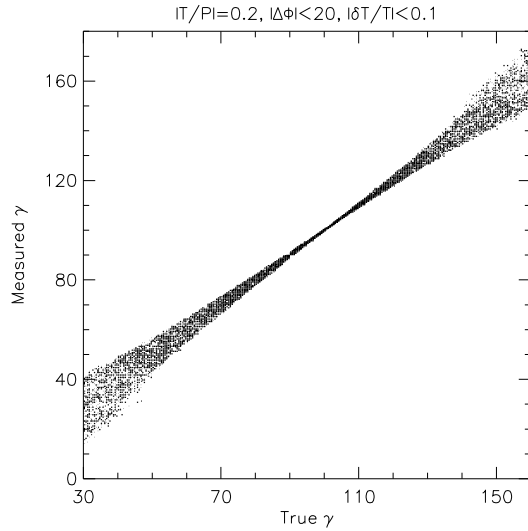


FIG. 7. Measured versus true γ for $|\Delta\phi| < 20^\circ$, $T_K/P_S = 0.2$, and $|\delta T_K/T_K| < \pm 0.1$.

IV. ERROR ON γ DUE TO STATISTICS

CLEO has recently measured [14] $\mathcal{B}(B^0 \rightarrow K^+\pi^-) = (1.5_{-0.4}^{+0.5} \pm 0.1 \pm 0.1) \times 10^{-5}$ and $\mathcal{B}(B^+ \rightarrow K^0\pi^+) = (2.3_{-1.0}^{+1.1} \pm 0.3 \pm 0.2) \times 10^{-5}$. In both cases averaging over charge conjugate states is implied. These measurements use 3.1fb^{-1} of integrated luminosity, taken at the $\Upsilon(4S)$ resonance.

The design luminosity for PEP-II and CESR phase 4 is 30fb^{-1} and 300fb^{-1} per 10^7 seconds, with PEP-II starting operations in 1999, and CESR phase 4 being planned for 2003. An estimate of the future error on the relevant $B \rightarrow K\pi$ branching fractions may be obtained as follows. We repeat the recent CLEO analysis for $B \rightarrow K^\pm\pi^\mp$ on Monte Carlo generated data that has the $K\pi$ particle ID separation dialed up to 4σ but is otherwise modelled to reflect the distributions found in CLEO data. We do this for 1,000 Monte Carlo experiments, allowing for Poisson fluctuations of the number of generated signal events in $\pi^+\pi^-$ and $K^\pm\pi^\mp$ around the central values as determined in data. We measure the error on $\mathcal{B}(B \rightarrow K^\pm\pi^\mp)$ for each experiment and determine the mean error, averaged over the 1,000 experiments. We then scale this mean error on the branching fraction by $1/\sqrt{5}$ and $1/\sqrt{50}$ respectively to arrive at an expected error of 10% and 3% for one ‘‘nominal’’ year of PEP-II and CESR phase 4. The measured yield in $K_s^0\pi^\pm$ is roughly half that of $K^\pm\pi^\mp$. We therefore expect $\mathcal{B}(B^\pm \rightarrow K_s^0\pi^\pm)$ to be measured with roughly the same precision as either one of the charge conjugate modes for $B \rightarrow K^\pm\pi^\mp$.

We can now repeat the Monte Carlo exercise from the previous section, allowing for a Gaussian error on all sides, but no theoretical error on T_K . We assume the relative error on T_K to be the same as that for the other sides. This is equivalent to assuming a yield in $B \rightarrow \pi^\pm\pi^0$ half that for $B \rightarrow K^\pm\pi^\mp$. This is consistent with the latest CLEO results. The resulting Gaussian error on γ is 17° , and 8° for a 10%, and 3% error on the measured branching fractions.

V. CONNECTION TO DIRECT CP VIOLATION IN $B \rightarrow K^\pm\pi^\mp$

In the section on the geometry of the triangle we have shown that the error on γ is largest if one of the two triangles is degenerate. Given the experimentally preferred range of $41^\circ < \gamma < 134^\circ$ such a geometry tends to imply a large CP violating asymmetry in $B \rightarrow K^\pm\pi^\mp$. In this section we want to explore this a little further by showing that (at least for CESR phase 4 type luminosities) we are in a ‘‘win-win’’ situation for a large part of the experimentally preferred range in γ . We either measure direct CP violation or γ with reasonably small theoretical uncertainties.

In general:

$$A_{cp} = \frac{2T_K P_S \times \sin \Delta\phi \sin \gamma}{T_K^2 + P_S^2 + 2 T_K P_S \times \cos \Delta\phi \cos \gamma} = 2 \sin \Delta\phi \sin \gamma \times \frac{T_K}{P_S} + O((T_K/P_S)^2) \quad (7)$$

For example, for $\gamma \sim 90^\circ$ and $T_K/P_S \sim 0.2$ a limit of about $A_{cp} < 15\%$ would constrain $\Delta\phi < 20^\circ$, the value chosen for Figure 7.

Let us briefly look at the expected sensitivity for measuring direct CP violation in $K^\pm\pi^\mp$. CLEO uses a Maximum Likelihood fit to measure the yield in $B^0 \rightarrow K^+\pi^-$ (N_1) and $\bar{B}^0 \rightarrow K^-\pi^+$ (N_2). The error on the asymmetry is then given by:

$$\sigma_{A_{cp}}^2 = \frac{4}{(N_1 + N_2)^4} \times ((N_2 \sigma_{N_1})^2 + (N_1 \sigma_{N_2})^2 - 2N_1 N_2 \rho \sigma_{N_1} \sigma_{N_2}) \quad (8)$$

The errors on N_i (σ_{N_i}) are in general larger than $\sqrt{N_i}$ because of backgrounds from continuum as well as $B \rightarrow \pi^+\pi^-$, and K/π double miss-id. This also leads to a non-zero value of the correlation coefficient (ρ) between N_1 and N_2 . In general, $K\pi$ double miss-id causes $\rho < 0$ whereas CP symmetric backgrounds lead to $\rho > 0$.

At present $\rho \sim -0.2$. Using Monte Carlo we can dial up the K/π separation to 4σ to simulate a CLEO III analysis. This results in $\rho \sim -0.008$. To scale σ_{N_i} we use:

$$\sigma_{N_i}^2 = N_i + B/S \times \frac{(N_1 + N_2)}{2} \quad (9)$$

For a counting analysis, B/S is just the expected background to signal ratio. In a multi-dimensional likelihood fit like the CLEO analysis, one generally includes large sidebands in the fit. There is therefore no simple definition of B/S because there is no obvious signal box defined. We therefore define an ‘‘effective B/S ’’ via:

$$B/S = \left\langle \frac{\sigma_{N_1+N_2}^2}{N_1 + N_2} - 1 \right\rangle \quad (10)$$

The average is formed over many Monte Carlo generated experiments of 3.1fb^{-1} integrated luminosity each. When we increase the K/π particle ID separation in Monte Carlo to 4σ we find $B/S = 0.24$. For the current CLEO analysis ($K\pi$ separation $\sim 1.7\sigma @ p \sim 2.6\text{GeV}/c$) this effective B/S is about a factor of three worse. To determine B/S we assume $\mathcal{B}(B \rightarrow \pi^+\pi^-)/\mathcal{B}(B \rightarrow K^\pm\pi^\mp) \sim 0.5$. However, the resulting value for B/S depends only very weakly on this ratio.

Using Equation (9) we can rewrite Equation (8) into a more useful form:

$$\begin{aligned} \sigma_{A_{cp}}^2 = & \left((1 + A_{cp})^2 \times (1 - A_{cp} + B/S) \right. \\ & + (1 - A_{cp})^2 \times (1 + A_{cp} + B/S) \\ & \left. - 2\rho \times (1 - A_{cp}^2) \times \sqrt{(1 + B/S)^2 - A_{cp}^2} \right) \\ & / 2\epsilon \times \mathcal{L} \times \mathcal{B}(B \rightarrow K^\pm\pi^\mp) \end{aligned} \quad (11)$$

Here ϵ refers to the efficiency times $\Upsilon(4S)$ cross section, and \mathcal{L} to the integrated luminosity. We can now use Equation 11 to compute the 4σ discovery limit for A_{cp} as a function of integrated luminosity. This is shown in Figure 8. We have assumed here $\epsilon \times \mathcal{B}(B \rightarrow K^\pm\pi^\mp) = 0.7 \times 10^{-5}\text{nb}$, and $\rho = -0.008$. The solid line is for $B/S = 0.24$. The dotted lines represent $B/S = 0.12$ and $B/S = 0.48$ respectively. Changing ρ within a factor of two makes no difference and is therefore not shown.

From Figure 8 we see that with $\sim 300\text{fb}^{-1}$ we could establish $A_{cp} > 0.0$ at the 4σ level if we measured $A_{cp} = 0.1$. The corresponding number for 30fb^{-1} is $A_{cp} = 0.3$.

Figure 9 shows the remaining theoretical uncertainty on measuring γ as discussed in the previous section if $|A_{cp}| < 0.1$.

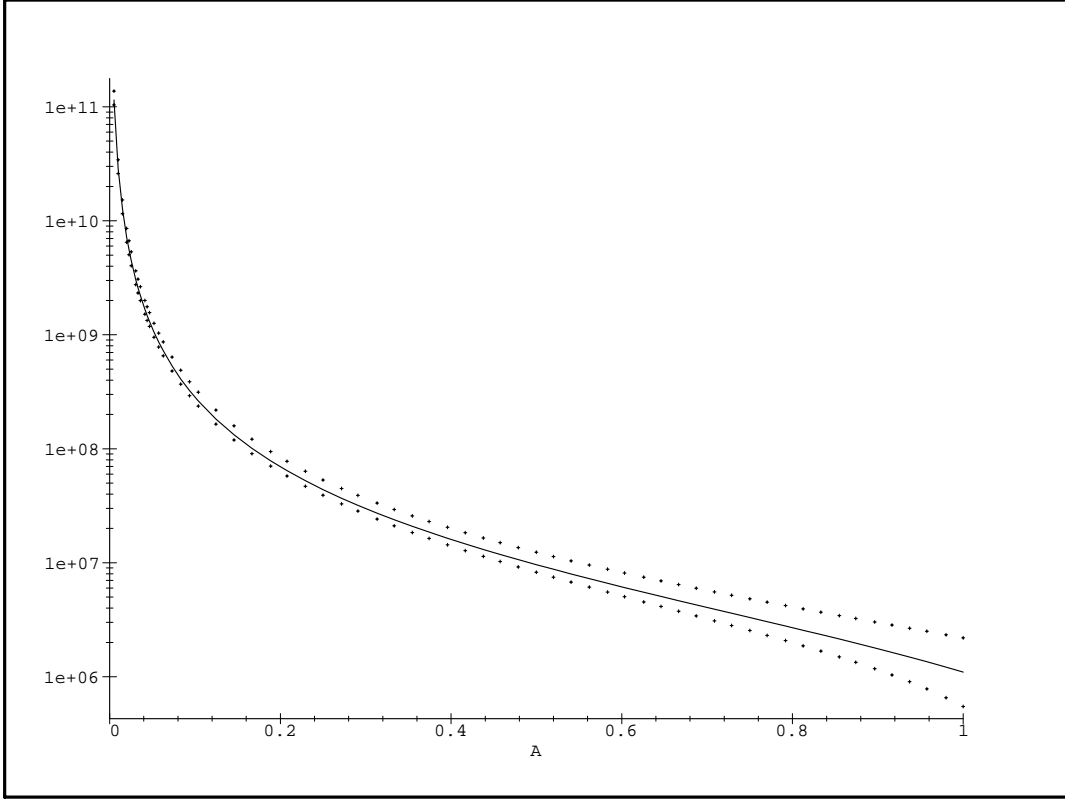


FIG. 8. Four sigma discovery limit for A_{cp} (X-axis) as a function of luminosity for $B/S = 0.12, 0.24, 0.48$. The Y-axis is integrated luminosity in units of nb^{-1} .

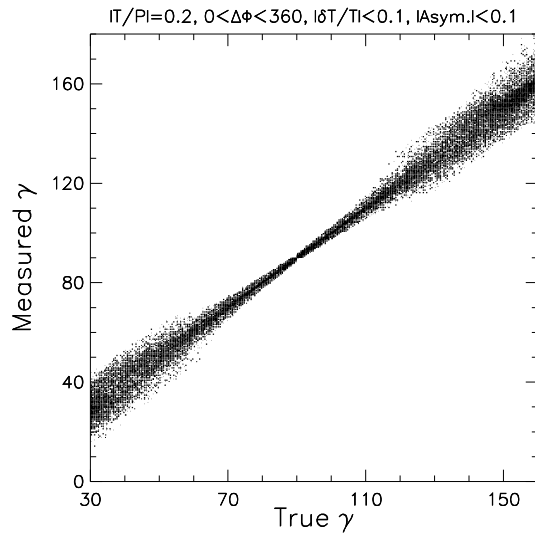


FIG. 9. Measured versus true γ for $|A_{cp}| < 0.1$, $T_K/P_S = 0.2$, and $|\delta T_K/T_K| < 0.1$.

VI. SUMMARY AND CONCLUSION

The design luminosities of PEP-II and CESR phase 4 are 30fb^{-1} and 300fb^{-1} per 10^7 seconds, with PEP-II starting operations in 1999, and CESR phase 4 being planned for 2003.

We have evaluated experimental as well as theoretical errors for a determination of $\text{Arg}(V_{ub}) = \gamma$ at these future colliders, using branching fraction measurements for $B \rightarrow K_s^0 \pi^\pm$, $B \rightarrow K^+ \pi^-$, $B \rightarrow K^- \pi^+$, $B \rightarrow \pi^\pm \pi^0$, and $d\Gamma/dq^2|_{q^2=m_\pi^2}$ for $B \rightarrow \pi l \nu$. The angle γ is obtained from these measurements up to a fourfold ambiguity via construction of two amplitude triangles.

We project that 30fb^{-1} (300fb^{-1}) of data taken at the $\Upsilon(4S)$ resonance should result in an experimental error on γ of 17° (8°). This estimate does not rely on any future improvements to the existing CLEO analysis other than the 4σ particle ID separation between charged kaons and pions that is expected for CLEO III as well as BaBar.

We find that the theoretical error on γ depends strongly on the geometry of the two amplitude triangles. For the experimentally preferred range of γ ($41^\circ - 134^\circ$) the theoretical errors tend to be small for small strong phase differences. In particular, for strong phase differences $|\Delta\phi| < 20^\circ$ theoretical uncertainties of about $\pm 5^\circ$ for $70^\circ \leq \gamma \leq 130^\circ$ can be expected. However, if we allow for large strong phase shifts theoretical errors 2 – 3 times as large are easily possible.

Given the experimentally preferred range for γ , sizeable strong phase shifts would result in direct CP violation large enough to be easily measurable with one year of “nominal luminosity” for CESR phase 4 (300fb^{-1}).

We find that 300fb^{-1} is sufficient to either measure direct CP violation in $B \rightarrow K^\pm \pi^\mp$ or γ to within theoretical uncertainties comparable to the experimental errors.

ACKNOWLEDGEMENTS

We thank J.P. Alexander, L.K. Gibbons, M. Gronau, E. Thorndike, as well as our colleagues of the CESR phase 4 physics working group for useful discussions. J.P. Alexander deserves special credit for many excellent comments on the draft version of this paper.

This work was supported in part by the United States Department of Energy under Contract No. DE-FG03-92-ER40701 and a Caltech Millikan Fellowship, as well as the National Science Foundation.

REFERENCES

- [1] N. Cabibbo, Phys. Rev. Lett. **10** 531 (1963); M. Kobayashi and T. Maskawa, Progr. Theor. Phys. **49** 652 (1973) .
- [2] A.J. Buras, in Proceedings of the 7th International Symposium on Heavy Flavor Physics, Santa Barbara, 1997, hep-ph/9711217 .
- [3] R.M. Barnett *et al.*, Particle Data Group, Phys. Rev. **D 54**, 1 (1996).
- [4] See for example R. Fleischer, Int. J. of Mod. Phys. **A12** 2459 (1997); A.S. Dighe, M. Gronau, and J.L. Rosner, Phys.Rev. **D54** 3309 (1996); D. Atwood, I. Dunietz, and A. Soni, Phys.Rev.Lett **78** 3257 (1997); and references therein.
- [5] R. Fleischer, Phys.Lett.B **365** 399 (1996) .
- [6] M. Gronau and J.L. Rosner, hep-ph/9711246 .
- [7] M. Gronau, O.F. Hernández, D. London, and J.L. Rosner, Phys. Rev. **D52** 6374 (1995); R. Fleischer, Int. J. of Mod. Phys. **A12** 2459 (1997) .
- [8] M. Neubert, hep-ph/9712224; J.M. Gérard and J. Weyers, hep-ph/9711469 .
- [9] A.F. Falk, A.L. Kagan, Y. Nir, and A.A. Petrov, hep-ph/9712225 .
- [10] F. Würthwein and P. Gaidarev, in preparation.
- [11] A.J. Buras, Nucl. Phys. B **434** 606 (1995)
- [12] Range for $(d\Gamma/dq^2|_{q^2=m_\pi^2})/\Gamma$ courtesy of L.K. Gibbons, private communications.
- [13] J. Rodriguez, in Proceedings of the Conference on *B* Physics and CP Violation, Honolulu, 1997.
- [14] R. Godang *et al.*, CLEO 97-27, CLNS 97/1522.