

Strangeness, Charm, and Beauty: Mesons with One Heavy Quark

Stephen Godfrey

*Ottawa-Carleton Institute for Physics¹,
Department of Physics, Carleton University, Ottawa Canada K1S 5B6*

Abstract. I review the properties of mesons with one heavy quark. I start by examining the predicted masses and widths in the context of the quark model and heavy quark effective theory. Some recent experimental results are described and I conclude with comments on potentially interesting future experimental studies.

INTRODUCTION

Mesons with one heavy quark constitute a beautiful laboratory to test our ideas of QCD. As the heavy quark's mass increases its motion decreases and the mesons' properties are increasingly governed by the dynamics of the light quark and approach a universal limit. These mesons become the hydrogen atoms of hadron physics [1,2]. In the heavy quark limit there are several rigorous treatments of QCD; the heavy quark effective theory (HQET) [3] and QCD on the lattice [4]. Mesons with one heavy quark provide a spectroscopy as rich as charmonium but because the relevant scales are governed by the light quark they probe different regimes. As such they bridge the gap between heavy quarkonium and light hadrons providing an intermediate step on the way to studying the more complicated light quark sector in search of exotica like glueballs and hybrids. There are many important topics that pertain to these mesons; spectroscopy, weak decays, and production in fragmentation [5]. I do not pretend to review this entire field in the limited space available and will concentrate on topics with which I am most familiar. In this vein I concentrate on spectroscopy and rely heavily on the quark model which provides a useful guide to hadron spectroscopy and is a reasonable approximation to QCD. I apologize in advance to the many workers in the field whose contributions I do not include.

¹⁾ This Research is supported by the Natural Sciences and Engineering Research Council of Canada

THE CONSTITUENT QUARK MODEL

We begin our description of mesons with one heavy quark using the constituent quark model as it is a good guide to hadron spectroscopy [6,7]. However, it is important to remind ourselves that the quark model is not QCD but a very successful phenomenological model. In the non-relativistic limit the spin dependent pieces of the interquark potential relevant to our discussion of multiplet splittings are given by

$$H_{q\bar{q}}^{cont} = \frac{32\pi}{9} \frac{\alpha_s(r)}{m_q m_{\bar{q}}} \vec{S}_q \cdot \vec{S}_{\bar{q}} \delta^3(\vec{r}) \quad (1)$$

which is the contact term and which splits the spin triplet-singlet degeneracy of S-wave mesons like the $D^* - D$ states. The tensor interaction is given by

$$H_{q\bar{q}}^{ten} = \frac{4}{3} \frac{\alpha_s(r)}{m_q m_{\bar{q}}} \frac{1}{r^3} \left[\frac{3\vec{S}_q \cdot \vec{r} \vec{S}_{\bar{q}} \cdot \vec{r}}{r^2} - \vec{S}_q \cdot \vec{S}_{\bar{q}} \right] \quad (2)$$

and contributes to splittings of the $L \neq 0$ spin-triplet states and also gives rise to mixings of states with the same J^{PC} but different L values such as ${}^3S_1 - {}^3D_1$. There are two contributions to the spin-orbit interactions. The first contribution is the Thomas precession term and is a purely relativistic effect which occurs when an object with spin moves in a central potential:

$$H_{q\bar{q}}^{s.o.(tp)} = -\frac{1}{2r} \frac{\partial H_{q\bar{q}}^{conf}}{\partial r} \left(\frac{\vec{S}_q}{m_q^2} + \frac{\vec{S}_{\bar{q}}}{m_{\bar{q}}^2} \right) \cdot \vec{L} \quad (3)$$

The final spin-orbit term is the colour magnetic term which arises from the Lorentz vector nature of the short distance one-gluon-exchange:

$$H_{q\bar{q}}^{s.o.(cm)} = \frac{4}{3} \frac{\alpha_s(r)}{r^3} \left(\frac{\vec{S}_q}{m_q m_{\bar{q}}} + \frac{\vec{S}_{\bar{q}}}{m_q m_{\bar{q}}} + \frac{\vec{S}_q}{m_q^2} + \frac{\vec{S}_{\bar{q}}}{m_{\bar{q}}^2} \right) \cdot \vec{L} \quad (4)$$

Because of the origins of the different pieces, the colour-magnetic piece dominates at short distance while the Thomas precession term will become more important at larger $q\bar{q}$ separation. This results in an inversion of the ordering of the meson masses for larger orbital and radial excitations. Studying where this inversion takes place tests this description of hadrons and can give us information about the underlying physics [8,9].

For unequal mass quark and anti-quark charge conjugation parity is no longer a good quantum number and the 3L_L and 1L_L states can mix via the spin-orbit interaction or some other mechanism. For example, the physical $j=1$ states are linear combinations of 3P_1 and 1P_1 :

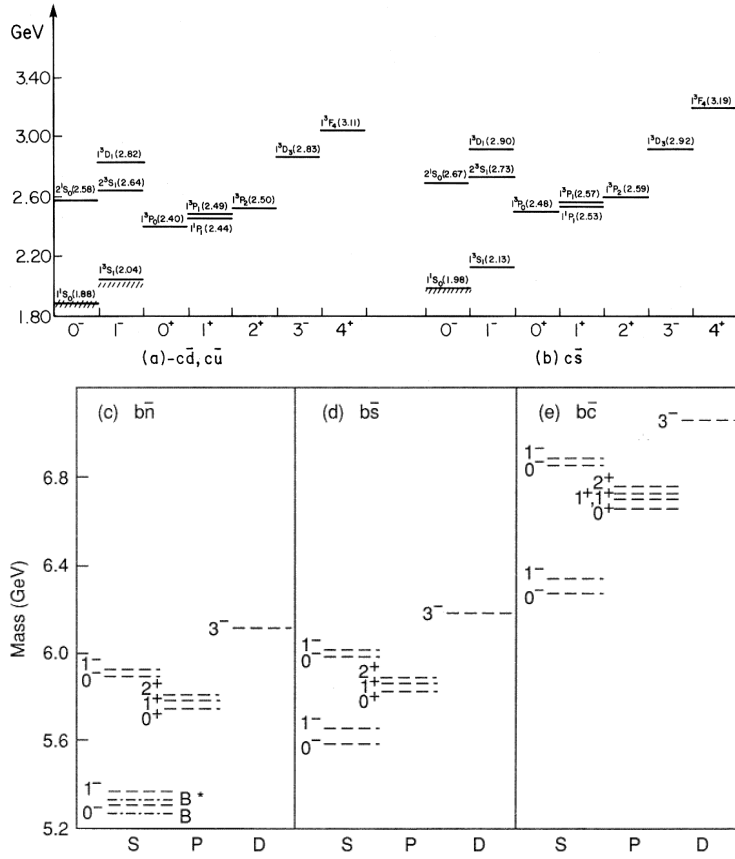


FIGURE 1. Mass predictions for mesons with one heavy quark. From ref. [6].

$$\begin{aligned}
 Q_{low} &= {}^1P_1 \cos \theta + {}^3P_1 \sin \theta \\
 Q_{high} &= -{}^1P_1 \sin \theta + {}^3P_1 \cos \theta
 \end{aligned} \tag{5}$$

We will examine the physics of this mixing below.

The mass predictions of a particular quark model calculation [6] are given in figure 1.

Decay properties are sensitive to the internal structure of a state and therefore test how well a model describes the dynamics of the system. As a concrete example with experimental data I will concentrate on P-wave mesons. For such states OZI allowed decays can be described by two independent amplitudes, S and D, which for the physical $j=1$ states are given by:

$$\begin{aligned}
 A_S^{\bar{q}}(Q_{low} \rightarrow {}^3S_1\pi) &\sim \sin(\theta + \theta_0)S \\
 A_D^{\bar{q}}(Q_{low} \rightarrow {}^3S_1\pi) &\sim \cos(\theta + \theta_0)D \\
 A_S^{\bar{q}}(Q_{high} \rightarrow {}^3S_1\pi) &\sim \cos(\theta + \theta_0)S \\
 A_D^{\bar{q}}(Q_{high} \rightarrow {}^3S_1\pi) &\sim -\sin(\theta + \theta_0)D
 \end{aligned}$$

where $\sin \theta_0 = \sqrt{1/3}$ and $\cos \theta_0 = \sqrt{2/3}$ (so $\theta_0 \simeq 35.3^\circ$) which provides a convenient reparametrization of angular momentum Clebsch-Gordan coefficients. The S and D amplitudes are calculated using a specific decay model resulting in the general observations:

- Decay widths are sensitive to phase space with the partial widths $\propto q^{2L+1}$ where L is the relative angular momentum of the final state mesons.
- D-type amplitudes are relatively insensitive to the model.
- S-type amplitudes are sensitive to the model but are in general quite large.
- The partial widths are sensitive to the ${}^3P_1 - {}^1P_1$ mixing angle

To gain some insights into the heavy quark limit we rewrite the spin-orbit terms in a more suitable form

$$\begin{aligned} H_{s.o.} &= \frac{4\alpha_s}{3r^3} \frac{\vec{S} \cdot \vec{L}}{m_q m_Q} + \frac{1}{4} \left(\frac{4\alpha_s}{3r^3} - \frac{b}{r} \right) \left[\left(\frac{1}{m_q^2} + \frac{1}{m_Q^2} \right) \vec{S} \cdot \vec{L} + \left(\frac{1}{m_q^2} - \frac{1}{m_Q^2} \right) \vec{S}_- \cdot \vec{L} \right] \\ &= H_{s.o.}^q \vec{S}_q \cdot \vec{L} + H_{s.o.}^Q \vec{S}_Q \cdot \vec{L}. \end{aligned}$$

For the P -wave meson masses, in the heavy quark limit, the expectation values are

$$\begin{aligned} M({}^3P_2) &= M_0 + \langle H_{s.o.}^q \rangle \\ \begin{pmatrix} M({}^3P_1) \\ M({}^1P_1) \end{pmatrix} &= \begin{pmatrix} M_0 - \langle H_{s.o.}^q \rangle & -\sqrt{2}\langle H_{s.o.}^q \rangle \\ -\sqrt{2}\langle H_{s.o.}^q \rangle & M_0 \end{pmatrix} \begin{pmatrix} {}^3P_1 \\ {}^1P_1 \end{pmatrix} \\ M({}^3P_0) &= M_0 - 2\langle H_{s.o.}^q \rangle \end{aligned}$$

Diagonalizing the $J = 1$ mass matrix gives a ${}^3P_1 - {}^1P_1$ mixing angle given by $\sin \theta = \sqrt{2/3}$, $\cos \theta = \sqrt{1/3}$ and the $J = 1$ masses are given by $M_{low} = M_0 - 2\langle H_{s.o.}^q \rangle$ which is degenerate with the 3P_0 state and $M_{high} = M_0 + \langle H_{s.o.}^q \rangle$ which is degenerate with 3P_2 state. Note that for $\langle H_{s.o.}^q \rangle < 0$ the ordering inverts so the ordering of the states can give information about the interquark potential.

To measure the ${}^3P_1 - {}^1P_1$ mixing angle examine the decays:

$$\begin{aligned} \Gamma(Q_{low} \rightarrow {}^3S_1\pi) &\sim [S^2 \sin^2(\theta + \theta_0) + D^2 \cos^2(\theta + \theta_0)] \\ \Gamma(Q_{high} \rightarrow {}^3S_1\pi) &\sim [S^2 \cos^2(\theta + \theta_0) + D^2 \sin^2(\theta + \theta_0)] \end{aligned}$$

which is illustrated in figure 2. In the limit $m_Q \rightarrow \infty$ the state degenerate with the 3P_0 is S-wave and the state degenerate with the 3P_2 is D-wave. Thus, measuring the angular distribution of the decay products gives an estimate of the ${}^3P_1 - {}^1P_1$ mixing angle and hence can potentially give information about the sign and magnitude of the mixing amplitudes which can be related to that of the spin-orbit potential. In reality the physical situation is more complicated because terms proportional to m_Q^{-1} are not negligible. Using quark model predictions as input we find that these terms cannot be neglected even for B -mesons (eg. the $B^* - B$ splitting).

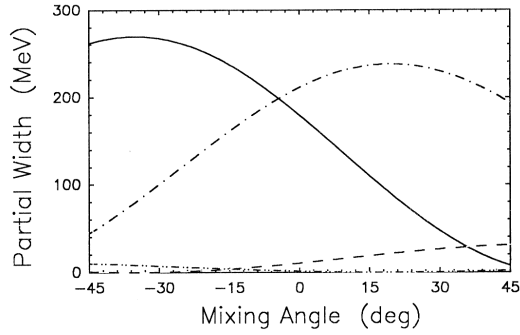


FIGURE 2. Partial decay widths $D_1 \rightarrow D^* \pi$ as a function of the ${}^3P_1 - {}^1P_1$ mixing angle. The solid line is for Q_{high} S-wave, the dashed line is for Q_{high} D-wave, the dot-dashed line is for Q_{low} S-wave and the dot-dot-dashed line is for Q_{low} D-wave. [7].

An angular distribution analysis was performed by the CLEO collaboration [10]. Defining the decay angles by $D_J^{(*)0} \rightarrow D^{*+} \pi^- \rightarrow D^0 \pi^+ \pi^-$ with α the angle between the π 's, results in the angular distributions

$$\frac{dN}{d \cos \alpha} \propto \begin{cases} 1 - \cos^2 \alpha & \text{for a } 2^+ \text{ decay} \\ 1 + 3 \cos^2 \alpha & \text{for a D-wave } 1^+ \text{ decay} \\ 1 & \text{for an S-wave } 1^+ \text{ decay} \end{cases} \quad (6)$$

The CLEO data and fits are shown in fig. 3. A fit to the data finds that pure D-wave is clearly a solution but a large S-wave content cannot be ruled out by the analysis.

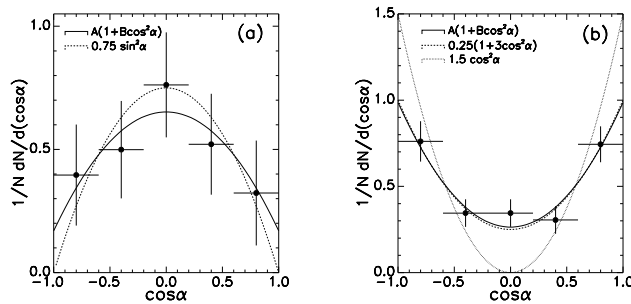


FIGURE 3. The normalized helicity angular distributions for (a) the D_2^* and (b) the D_1 [10].

THE HEAVY QUARK LIMIT

We started with the quark model since it provides a familiar framework to describe hadrons. In the heavy quark limit we found patterns in spectroscopy and decays which can be extended to general principles [3]. For a heavy quark where

$m_Q \gg \Lambda_{QCD} \sim 500$ MeV we can describe a hadron with a heavy quark as a bound state of a heavy quark with the lighter degrees of freedom characterized by Λ_{QCD} . Since for $m_Q \gg \Lambda_{QCD}$ the heavy quark does not recoil due to exchange of light degrees of freedom and Q acts as a static source of Chromoelectric field as far as the light degrees of freedom are concerned. The light degrees of freedom are insensitive to m_Q . Thus, heavy hadron spectroscopy differs from that for hadrons containing only light quarks because we may specify separately the spin quantum number of the light degrees of freedom and that of the heavy quark. ie \vec{S}_Q and $\vec{j}_l = \vec{S}_q + \vec{L}$ are separately conserved so that each energy level in the excitation spectrum is composed of degenerate pairs of states $\vec{J} = \vec{j}_q + \vec{S}_Q = \vec{j}_q \pm 1/2$. In this language the ground state heavy mesons M and M^* have light degrees of freedom with $J_\ell^P = \frac{1}{2}^-$. Combined with the spin of the heavy quark, $s_Q = \frac{1}{2}^-$, the two degenerate ground states have $J^P = 0^-$ and 1^- . The next excitation is for the light quark in a P-wave with $J_\ell^P = \frac{1}{2}^+$ and $J_\ell^P = \frac{3}{2}^+$ which leads to degenerate doublets with $J^P = 0^+$ and 1^+ and $J^P = 1^+$ and 2^+ respectively. This is exactly the result we obtained in the heavy quark limit for P-wave mesons in the constituent quark model. It represents a new symmetry in the QCD spectrum in the heavy quark limit and leads to relations between hadrons containing a single heavy quark [3,11]. At this level HQET cannot tell us anything about the spectroscopy of the light quark system since in an expansion in powers of $1/m_Q$ the $D_2^*(2460) - D_1(2420)$ and $D^*(2010) - D(1870)$ splittings are $1/m_c$ effects.

The power of the heavy quark symmetry is that it implies relations between the bottom and charmed meson systems since we can write

$$M_H = m_Q + E_l.$$

Once the quark mass difference is known we can predict the entire bottom meson spectrum (with the experimental values in parenthesis):

$$\begin{aligned} B^* - B &= 52 \text{ MeV} \quad (46) \\ B_s^* - B_s &= 14 \text{ MeV} \quad (12) \\ B_{s2}^* - B_{s1} &= 13 \text{ MeV} \quad (12) \\ \bar{B}_1 &= 5789 \text{ MeV} \quad (5733) \\ \bar{B}_{s1} &= 5894 \text{ MeV} \quad (5882) \end{aligned}$$

which is within the expected accuracy of these predictions. The importance of these results is that they follow rigorously from QCD in the heavy quark limit.

The two D_1 's both have $J^P = 1^+$ and are only distinguished by J_l which is a good quantum number in the limit $m_c \rightarrow \infty$. Since strong decays are entirely transitions of the light quark degrees of freedom the decays from both members of a doublet with given J_ℓ to the members of another doublet with J_ℓ^P are all essentially a single process. This leads to the simple prediction that the two excited states should have exactly the same widths. $D_0^* \rightarrow D\pi$ and $D_1 \rightarrow D^*\pi$ decay via S-wave and can be quite broad and therefore difficult to identify experimentally. In contrast

$D_1 \rightarrow D^*\pi$ and $D_2^* \rightarrow D^*\pi$, $D\pi$ proceed via D-wave and are much narrower. These states are identified as $D_1(2420)$ and $D_2(2460)$. These are the same conclusions we obtained from the quark model. More specifically, HQ symmetry predicts, after incorporating phase space and spin counting the predictions [11]:

$$\frac{\Gamma(D_2^* \rightarrow D\pi)}{\Gamma(D_2^* \rightarrow D^*\pi)} = 2.3 \text{ vs } 2.2 \pm 0.96$$

$$\frac{\Gamma(D_1)}{\Gamma(D_2^*)} = 0.3 \text{ vs } 0.71$$

Falk and Mehen argue that this last discrepancy is due to terms of subleading order in the HQ expansion [12].

RECENT EXPERIMENTAL RESULTS

The P-wave charmed mesons have been known for some time. Recently the OPAL [14], ALEPH [15], and DELPHI [16] collaborations at LEP have reported the discovery of P-wave beauty mesons. The OPAL results are shown in fig 4. Broad bumps are seen in $B\pi$ ($M = 5.68 \pm 0.011$ GeV, $\Gamma = 116 \pm 24$ MeV) and BK ($M = 5.853 \pm 0.15$ GeV, $\Gamma = 47 \pm 22$ MeV). The $B\pi$ results are consistent with similar results by ALEPH and DELPHI. In both cases the widths are larger than the detector resolution of 40 MeV and the bumps are interpreted as superpositions of several states and/or decay modes. In $B\pi$ the bump is assumed to be the B_1 and B_2 superimposed and in BK the bump is assumed to be the B_{2s} and B_{1s} superimposed.

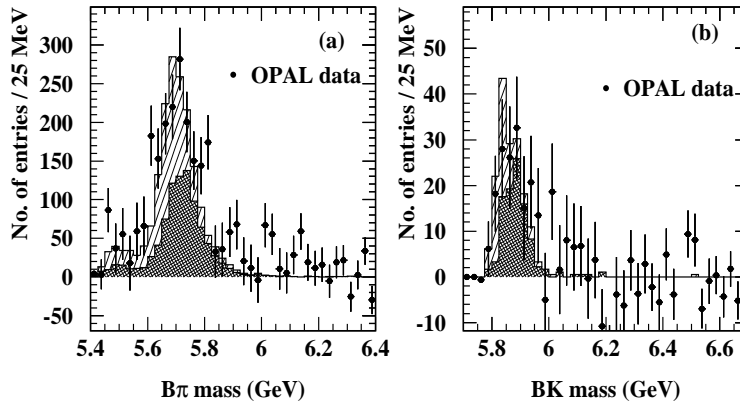


FIGURE 4. The $B\pi$ and BK invariant mass distributions. The solid histograms show Monte Carlo results for the B_2^* and B_{s2}^* states respectively and the hatched histograms show Monte Carlo results for B_1 and B_{s1} [14].

STRANGE MESONS

Going from B mesons where the heavy quark limit is a reasonable approximation one might ask how well strange mesons are described by the heavy quark limit. To answer this question we return to strong decays and also consider the weak couplings of the K_1 's.

The strong decays of the K_1 mesons can be described by equations 5 with similar expressions for $K_1 \rightarrow [\rho K]_{S,D}$ and $K_1 \rightarrow [\omega K]_{S,D}$ [13]. By comparing the measured partial widths to predictions of a model we can extract the ${}^3P_1 - {}^1P_1$ mixing angle. Comparing the HQ limit

$$\begin{aligned} j = 1/2 &\rightarrow K^*\pi \text{ in S-wave} \\ j = 3/2 &\rightarrow K^*\pi \text{ in D-wave} \end{aligned}$$

to

$$\begin{aligned} K_1(1400) &\rightarrow K^*\pi \text{ is dominantly S-wave} \\ K_1(1270) &\rightarrow K^*\pi \text{ is a mixture of S and D} \end{aligned}$$

we conclude that the $K_1(1400)$ is dominantly $j = 1/2$ and the $K_1(1270)$ is dominantly $j = 3/2$. A careful fit, using the various partial widths and the D/S ratio, finds that $\theta_K \simeq 45^\circ$ versus the HQ limit $\theta_K \simeq 35^\circ$.

Weak decays can also be used to measure θ_K as $\Gamma(\tau \rightarrow K_1 \nu_\tau)$ varies with the mixing angle so that

$$\frac{B[\tau \rightarrow \nu_\tau K_1(1270)]}{B[\tau \rightarrow \nu_\tau K_1(1400)]}$$

is a sensitive measure of θ_K . The axial meson decay constants through which these decays take place are defined by

$$\langle 0 | \bar{q} \gamma^\mu (1 - \gamma_5) q | M(\vec{K}, \lambda) \rangle = \frac{i}{(2\pi)^{3/2}} f_{K_1} \epsilon^\mu(\vec{K}, \lambda) \quad (7)$$

Using the Mock-Meson approach [17] the non-relativistic limit of the f_{K_1} are given by:

$$\begin{aligned} f_{K_1}({}^3P_1) &= -\sqrt{12M_{\widetilde{K}_1}} \left[\frac{1}{m_q} + \frac{1}{m_{\bar{q}}} \right] \sqrt{\frac{3}{8\pi}} \frac{\partial R_P(r)}{\partial r} \Big|_{r=0} \\ f_{K_1}({}^1P_1) &= \sqrt{6M_{\widetilde{K}_1}} \left[\frac{1}{m_q} - \frac{1}{m_{\bar{q}}} \right] \sqrt{\frac{3}{8\pi}} \frac{\partial R_P(r)}{\partial r} \Big|_{r=0} \end{aligned} \quad (8)$$

Combining with the ${}^3P_1 - {}^1P_1$ mixing gives:

$$\begin{aligned} f_{K_{low}} &= -A \left[\left(\frac{1}{m_u} - \frac{1}{m_s} \right) \cos \theta_K - \sqrt{2} \left(\frac{1}{m_u} + \frac{1}{m_s} \right) \sin \theta_K \right] \\ f_{K_{high}} &= +A \left[\left(\frac{1}{m_u} - \frac{1}{m_s} \right) \sin \theta_K + \sqrt{2} \left(\frac{1}{m_u} + \frac{1}{m_s} \right) \cos \theta_K \right] \end{aligned} \quad (9)$$

where the definition of A follows by comparing eqn. 8 to eqn. 9. The K_b coupling goes like the $SU(3)$ breaking $(m_s - m_d)$ so that in the $SU(3)$ limit the K_b (1P_1) coupling goes to zero and only K_a (3P_1) couples to the weak current.

To extract θ_K from the weak decay constants we consider the measurements of the TPC/2 γ collaboration [18]

$$\begin{aligned} BR(\tau \rightarrow \nu K_1(1270)) &= (0.41_{-0.35}^{+0.41}) \times 10^{-2} \\ BR(\tau \rightarrow \nu K_1(1400)) &= (0.76_{-0.33}^{+0.40}) \times 10^{-2} \\ BR(\tau \rightarrow \nu K_1) &= (1.17_{-0.37}^{+0.41}) \times 10^{-2}. \end{aligned}$$

We use the ratio

$$R = \frac{B[\tau \rightarrow \nu K_1(1270)]}{B[\tau \rightarrow \nu K_1(1400)]} = 1.83 \left| \frac{\sin \theta_K - \delta \cos \theta_K}{\cos \theta_K + \delta \sin \theta_K} \right|^2$$

where 1.83 is a phase space factor and δ is an $SU(3)$ breaking factor given by $\delta = \frac{1}{\sqrt{2}} \left(\frac{m_s - m_u}{m_s + m_u} \right)$ since theoretical uncertainties mainly cancel. From a fit of θ_K to R one finds that $-30^\circ \lesssim \theta_K \lesssim 50^\circ$ at 68 % C.L.. However, recent data by ALEPH, not included in the fit, supports a relatively large $BR(\tau \rightarrow K_1(1270)\nu)$ from the ρK decay mode [19]. Clearly better data is needed.

D_R^* AND B_R^*

The final topic is the recent evidence for radial excitations of the D_r^* and B_r^* by the DELPHI collaboration. From the invariant mass distribution $M(D^*\pi\pi)$ Delphi obtains the mass measurement of $M(D_r^*) = 2637 \pm 2 \pm 6$ MeV which is in good agreement with the quark model prediction [6]. Likewise, from $Q(B^{(*)}\pi^+\pi^-)$ they obtain $M_{B_r^*} = 5904 \pm 4 \pm 10$ which is also in good agreement with the quark model. Although these results are preliminary they are promising and together with the B^{**} observations show the potential of high energy colliders for contributing to our understanding of hadron spectroscopy.

SUMMARY

Excited hadrons with one heavy quark exhibit as rich a phenomenology as heavy quarkonium and light quark mesons. They provide a bridge between the two regimes. In the heavy quark limit we can obtain rigorous results from QCD making these states a good place to test models. We found that the Quark Model continues to be a reliable guide to hadron spectroscopy. I only touched one aspect here, spectroscopy and decays. There are many other topics of importance, such as semileptonic decays and production in fragmentation, which were omitted for lack of space. The continued study of mesons with one heavy quark will pay large physics dividends and should be pursued. In particular; better measurements of

$\tau \rightarrow K_1\nu$ and other strange final states would be useful for the study of meson dynamics, more B results would add to our understanding, and if at all possible angular distributions of B^{**} are important tests of our understanding.

REFERENCES

1. A. De Rújula, H. Georgi, and S. Glashow, Phys. Rev. Lett. **37**, 785 (1976).
2. J. Rosner, Comm. Nucl. Part. Phys. **16**, 109 (1986).
3. For recent reviews see N. Isgur and M.B. Wise, *B Decays*, ed. S. Stone (World Scientific, Singapore, 1991) p. 158; M. Neubert, Phys. Rep. **245**, 259 (1994). See also N. Isgur and M.B. Wise, Phys. Lett. **B232**, 113 (1989); Phys. Lett. **B237**, 527 (1990); M.B. Voloshin and M.A. Shifman, Yad. Fiz. **45**, 463 (1987) [Sov. J. Nucl. Phys. **45**, 292 (1987)].
4. C. Michael, these proceedings [hep-ph/9710502]; C.T.H. Davies [hep-lat/9705039]; [hep-lat/97010069].
5. For a recent review see A.F. Falk, Proceedings of the Twentieth Johns Hopkins Workshop on Current Problems in Particle Theory, Heidelberg Germany, June 27-29, 1996 [hep-ph/9609380].
6. S. Godfrey and N. Isgur, Phys. Rev. **D32**, 189 (1995).
7. S. Godfrey and R. Kokoski, Phys. Rev. **D43**, 1679 (1991).
8. S. Godfrey, Phys. Lett. **162B**, 367 (1985).
9. N. Isgur, JLAB-THY-97-26, Phys. Rev. **D** (in press).
10. CLEO Collaboration, Phys. Lett. **B331**, 236 (1994).
11. N. Isgur and M.B. Wise, Phys. Rev. Lett. **66**, 1130 (1991); E.J. Eichten, C.T. Hill, and C. Quigg, Phys. Rev. Lett. **71**, 4116 (1993); M. Lu, M.B. Wise, and N. Isgur, Phys. Rev. **D45**, 1553 (1992).
12. A.F. Falk and T. Mehen, Phys. Rev. **D53**, 231 (1991) [hep-ph/9507311].
13. H.G. Blundell, S. Godfrey, and B. Phelps, Phys. Rev. **D53**, 3712 (1996).
14. OPAL Collaboration, R. Akers *et al.*, Z. Phys. **C66**, 19 (1995).
15. ALEPH Collaboration, D. Buskulic *et al.*, Z. Phys. **C69**, 393 (1996).
16. DELPHI Collaboration, P. Abreu *et al.*, Phys. Lett. **B345**, 598 (1995).
17. S. Capstick and S. Godfrey, Phys. Rev. **D41**, 2856 (1990); S. Godfrey, Phys. Rev. **D33**, 1391 (1986).
18. TPC/Two-Gamma Collaboration, D.A. Bauer *et al.*, Phys. Rev. **D 50**, R13 (1994).
19. G. Lafferty, these proceedings.
20. Delphi Collaboration, D. Bloch *et al.*, DELPHI 97-102 CONF 84 (July 1997).
21. Delphi Collaboration, M. Feindt and O. Podobrin, DELPHI 96-93 CONF 22 (June 1996).