

Inelastic Photoproduction at HERA: a Second Charmonium Crisis?

O. J. P. Éboli^{1,2}, E. M. Gregores¹, and F. Halzen¹

¹*Department of Physics, University of Wisconsin
Madison, WI 53706, USA*

²*Instituto de Física Teórica, Universidade Estadual Paulista
Rua Pamplona 145, São Paulo, SP 01405-900, Brazil*

Abstract

The measurement of the inelastic photoproduction of charmonium at HERA seems to have ignited a new charmonium crisis. The (already discredited) color singlet model fits the data for large charmonium energy fraction z , where the NRQCD model qualitatively fails. We here point out that by the straightforward inclusion of color singlet and octet processes in the soft color (color evaporation) scheme, the HERA data can be accommodated for all z . We anticipate that the color singlet model will fail at low z , as it does in hadroproduction.

I. INTRODUCTION

The once conventional treatment of color in perturbative QCD calculations, i.e., the color singlet model (CSM), has run into a serious impasse in describing the data on the production of charmonium states at the Fermilab Tevatron [1]. Specific proposals to solve this problem agree on the basic elements: i) onium production is a two-step process where a heavy quark pair is produced first, followed by the nonperturbative formation of the asymptotic states, and ii) color octet as well as singlet $c\bar{c}$ states contribute to the production of charmonia, as clearly demonstrated by the data [1,2]. Neglecting octet contributions is the source of the failure of the CSM. Two formalisms have been proposed to remedy this mistake. The basic assumption of the soft color approach [3,4] is that no observable dynamics is associated with the soft processes that connect the color of the perturbative charm pair with the colorless charmonium bound state. This scheme, although far more restrictive than other proposals, successfully accommodates all features of charmonium and bottomonium production. The original QCD computations [3] referred to it as the color evaporation model (CEM), and identified it as the most logical way to incorporate color constraints into perturbative QCD calculations. The data suggests it still is. It correctly predicts the energy and final state momentum dependence of charmonium and bottomonium hadro- and photoproduction at all energies, as well as their production in electron-positron colliders. It makes the sweeping prediction that ψ 's are produced unpolarized, a signature of the absence of dynamical final state effects. If such effects were discovered, there is a possible scheme, successful in the theoretical treatment of decays, to accommodate them: the non-relativistic QCD (NRQCD or COM, for color octet model) [5]. Applying NRQCD to the bulk of the data has been a challenge and has, in fact, run into difficulties with recent HERA data.

The measurement [6] of the inelastic photoproduction of charmonium at high energy has triggered a new charmonium crisis. The CSM, which qualitatively fails to describe the hadroproduction of charmonium, fits the HERA data for large charmonium energy fraction z [7], where the NRQCD model qualitatively fails [8]. In this work we show that the CEM accommodates the data at all z . Moreover, we anticipate that the CSM will fail at low z , as it does in hadroproduction, since the J/ψ photoproduction is mediated by resolved photons in that region.

The evidence is compelling that Nature operates according to the color evaporation scheme. The CEM formalism simply predicts that, up to color and normalization factors, the energy, x_F - and p_T -dependence of the cross section are identical for the production of onium states and $D\bar{D}$ pairs. This is indeed the case [2,4,9]. The sum of the cross sections of all onium and open charm states is described by [4]

$$\sigma_{\text{onium}} = \frac{1}{9} \int_{2m_c}^{2m_D} dM_{c\bar{c}} \frac{d\sigma_{c\bar{c}}}{dM_{c\bar{c}}}, \quad (1)$$

and

$$\sigma_{\text{open}} = \frac{8}{9} \int_{2m_c}^{2m_D} dM_{c\bar{c}} \frac{d\sigma_{c\bar{c}}}{dM_{c\bar{c}}} + \int_{2m_D} dM_{c\bar{c}} \frac{d\sigma_{c\bar{c}}}{dM_{c\bar{c}}}, \quad (2)$$

where the cross section for producing heavy quarks, $\sigma_{c\bar{c}}$, is computed perturbatively, irrespective of the color of the $c\bar{c}$ pair. $M_{c\bar{c}}$ is the invariant mass of the $c\bar{c}$ pair. The CEM

assumes a factorization of the production of the $c\bar{c}$ pair, which is perturbative and process-dependent, and the materialization of this pair into a charmonium state by a mechanism that is nonperturbative and process independent. This assumption is reasonable, given that the characteristic time scales of the two processes are very different: the time scale for the production of the pair is the inverse of the heavy-quark mass, while the formation of the bound state is associated to the time scale $1/\Lambda_{\text{QCD}}$. This approach to color is also suggestive of the unorthodox prescription for the production of rapidity gaps in deep inelastic scattering and in the production of hard jets at the Tevatron [10–12].

Comparison with the ψ data requires knowledge of the fraction ρ_ψ of produced onium states that materialize as ψ 's, *i.e.*,

$$\sigma_\psi = \rho_\psi \sigma_{\text{onium}} , \quad (3)$$

where ρ_ψ is assumed to be a constant. This assumption is in agreement with the low-energy data [13,14]. Notice that a single nonperturbative factor ρ describes a given charmonium state, regardless of the spin and orbital angular momentum of the charm pair. Analysis of charmonium photoproduction allowed us to determine that $\rho_\psi \simeq 0.43\text{--}0.5$ [2]. Even this parameter can be accounted for on the basis of statistical counting of final states [15], as expected in a scheme with no final state dynamics.

Quantitative tests of color evaporation are made possible by the fact that all ψ -production data, *i.e.* photo-, hadroproduction, Z -decay, etc., are described in terms of the single parameter ρ_ψ describing the frequency by which a charm pair turns into a J/ψ via the final state color fluctuations. Its value should, in the spirit of the model, be the same for all processes. We have demonstrated [2] the quantitative precision of the color evaporation scheme by showing how it accommodates all measurements, including the high energy Tevatron and HERA data, which have represented a considerable challenge for other computational schemes. Its parameter-free prediction of the rate for Z -boson decay into ψ 's is an order of magnitude larger than the color singlet model and consistent with data [16].

II. RESULTS AND CONCLUSIONS

Application of the the soft color scheme to inelastic charmonium photoproduction is straightforward. The photoproduction cross section is related to the ep cross section by

$$\sigma_{ep \rightarrow J/\psi X}(s) = \int_{y_{\min}}^{y_{\max}} \int_{Q_{\min}^2}^{Q_{\max}^2} \Phi(y, Q^2) \sigma_{\gamma p \rightarrow J/\psi X}(W) dy dQ^2 , \quad (4)$$

where $\sigma_{\gamma p \rightarrow J/\psi X}(W)$ is a function of the center-of-mass energy of the γp system, and Φ is the distribution function of photons with virtuality Q^2 . The Q^2 integration ranges from $Q_{\min}^2 = M_e^2 y^2 / (1 - y)$ to Q_{\max}^2 ($= 4 \text{ GeV}^2$). The limits for the y integral are $y_{\max/\min} = W_{\max/\min}^2 / s$, where $W_{\max/\min}$ represent the maximum/minimum experimental values of W in the range $40 < W < 140 \text{ GeV}$ [6]. We used the following photon distribution function:

$$\Phi(y, Q^2) = \frac{\alpha}{2\pi y Q^2} \left[1 + (1 - y)^2 - \frac{2M_e^2 y^2}{Q^2} \right] . \quad (5)$$

According to the parton model, the cross section for the J/ψ photoproduction at a given center-of-mass energy W is

$$\sigma_{\gamma p \rightarrow J/\psi X}(W) = \int dx_A \int dx_B f_{A/\gamma}(x_A) f_{B/p}(x_B) \hat{\sigma}_{AB \rightarrow J/\psi X}(\hat{s}), \quad (6)$$

where the subprocess cross section $\hat{\sigma}$ is given by Eqs. (1) and (3) in the CEM. Here, $\sqrt{\hat{s}} = \sqrt{x_A x_B} W$ is the center-of-mass energy of the subprocess $AB \rightarrow J/\psi X$. $f_{A/\gamma}$ ($f_{B/p}$) is the distribution function of the parton A (B) in the photon (proton). For direct photon interactions ($A = \gamma$) we have $f^{A/\gamma}(x_A) = \delta(x_A - 1)$.

The fraction of photon energy transferred to the J/ψ in the proton rest frame is given by the Lorentz invariant:

$$z \equiv \frac{P_{J/\psi} \cdot P_p}{P_\gamma \cdot P_p}, \quad (7)$$

where $P_{J/\psi, \gamma, p}$ is the four-momentum of the J/ψ , photon, and proton, respectively. Following the cuts applied by the experiments [6], we impose that the transverse momentum of the J/ψ is larger than 1 GeV.

$\gamma g \rightarrow c\bar{c}$ is the leading order process. It is, however, only important for large values of z . It was, in fact, the process used in Ref. [2] to empirically determine the value of ρ_ψ . For the range of z -values we are focusing on here, the direct photon contribution is dominated by

$$\begin{aligned} \gamma g &\rightarrow g c \bar{c}, \\ \gamma q &\rightarrow q c \bar{c}, \end{aligned}$$

see Fig. 1. The charm quark pair in γg fusion is produced in color singlet and octet configurations, while γq fusion leads to colored pairs only. These processes have to be evaluated with some caution because for soft values of the gluon transfer momentum \hat{t} , see Fig. 1, the diagram represents the QCD evolution of the initial state distribution functions. In order to avoid double-counting one imposes $|\hat{t}| < (2m_c)^2$ [17]. We also included resolved photon processes, which proceed via quark-quark, quark-gluon, and gluon-gluon fusion into $c\bar{c}$ +quark (gluon). The scattering amplitudes were evaluated using the packages MADGRAPH [18] and HELAS [19].

The resulting charmonium photoproduction cross section is shown in Fig. 2 as a function of the center-of-mass energy W for $0.4 < z < 0.8$. We fixed $\rho_\psi = 0.43$, and used GRV distribution functions for the proton [20] and photon [21]. The adopted renormalization scale is the charm-quark mass m_c for $\Lambda^{(4)} = 300$ MeV, while the factorization scale is $\sqrt{\hat{s}}$. We varied m_c between 1.2 and 1.4 GeV. The relatively large uncertainty in our prediction indicates the need to include higher order corrections. This is expected because $\mathcal{O}(\alpha_{em}\alpha_s^2)$ processes, although formally higher order, represent the dominant mechanism for $z \neq 1$ charmonium production. Nevertheless, it is important to notice that it is not a challenge to describe the data.

Having fixed any freedom in the definition of the perturbative series, we confront the CEM calculation with the z -dependence of the cross section for the inelastic J/ψ photoproduction in Fig. 3. This figure shows that CEM successfully passes the test where NRQCD is at variance with the data [8]. The result supports the underlying assumption of CEM that

the probability of charmonium formation from perturbative $c\bar{c}$ pairs is independent of the color state, angular momentum and spin of the charm quark pair.

Finally, we show in Fig. 4 the direct-photon, resolved-photon, and total contributions to the z -dependence of the inelastic J/ψ photoproduction. The inclusion of resolved processes strongly increases the J/ψ yield when $z \rightarrow 0$. The measurement of the J/ψ production in this region can seal, once more, the fate of the CSM, since we anticipate that the omission of color octet gluon-gluon fusion processes will result in too small cross sections, as already observed in the Tevatron data. In principle, this is remedied in the NRQCD framework which, however, fails for larger values of z 's.

ACKNOWLEDGMENTS

O. J. P. E. is grateful to the Physics Department of University of Wisconsin, Madison for its kind hospitality. This research was supported in part by the University of Wisconsin Research Committee with funds granted by the Wisconsin Alumni Research Foundation, by the U.S. Department of Energy under grant DE-FG02-95ER40896, by Fundação de Amparo à Pesquisa do Estado de São Paulo (FAPESP), and by Conselho Nacional de Desenvolvimento Científico e Tecnológico (CNPq).

REFERENCES

- [1] See, e.g., E. Braaten, S. Fleming, and T.C. Yuan, *Ann. Rev. Nucl. Part. Sci.* **46**, 197 (1996).
- [2] J. Amundson, O. Éboli, E. Gregores, and F. Halzen, *Phys. Lett.* **B390**, 323 (1997).
- [3] H. Fritzsche, *Phys. Lett.* **B67**, 217 (1977);
F. Halzen, *Phys. Lett.* **B69**, 105 (1977);
F. Halzen and S. Matsuda, *Phys. Rev.* **D17**, 1344 (1978).
- [4] J. Amundson, O. Éboli, E. Gregores, and F. Halzen, *Phys. Lett.* **B372**, 127 (1996).
- [5] G.T. Bodwin, E. Braaten, and G. Lepage, *Phys. Rev.* **D51**, 1125 (1995).
- [6] H1 Collaboration, *Nucl. Phys.* **B472**, 3 (1996);
ZEUS Collaboration, *Z. Phys.* **C76**, 599 (1997).
- [7] M. Krämer, *Nucl. Phys.* **B459**, 3 (1996).
- [8] M. Cacciari and M. Krämer, *Phys. Rev. Lett.* **76**, 4128 (1996).
- [9] G.A. Schuler and R. Vogt, *Phys. Lett.* **B387**, 181 (1996).
- [10] W. Buchmüller, *Phys. Lett.* **B353**, 335 (1995);
W. Buchmüller and A. Hebecker, *Phys. Lett.* **B355**, 573 (1995).
- [11] O. Éboli, E. Gregores, and F. Halzen, *Proceedings of the 26th International Symposium on Multiparticle Dynamics (ISMD 96)*, Faro, Portugal, 1996 (hep-ph/9611258).
- [12] O. Éboli, E. Gregores, and F. Halzen, MADPH-97-995, 1997 (hep-ph/9708283), to be published in *Proceedings of the XXVII International Symposium on Multiparticle Dynamics (ISMD 97)*, Frascati, Italy, 1997.
- [13] R. Gavai, *et al.*, *Int. J. Mod. Phys.* **A10**, 3043 (1995).
- [14] G.A. Schuler, preprint CERN-TH.7170/94 (hep-ph/9403387).
- [15] A. Edin, G. Ingelman, and J. Rathsman, *Phys. Rev.* **D56**, 7317 (1997).
- [16] O. Éboli, E. Gregores, and F. Halzen, *Phys. Lett.* **B395**, 113 (1997).
- [17] V. Barger, F. Halzen, and W.Y. Keung, *Phys. Rev.* **D24**, 1428 (1981);
D25, 112 (1982);
J.C. Collins, D.E. Soper, and G. Sterman, *Nucl. Phys.* **B263**, 37 (1996).
- [18] W. Long and T. Steltzer, *Comput. Phys. Commun.* **81**, 357 (1994).
- [19] H. Murayama, I. Watanabe, and K. Hagiwara, KEK report 91-11 (unpublished).
- [20] M. Glück, E. Reya, and A. Vogt, *Z. Phys.* **C67**, 433 (1995).
- [21] M. Glück, E. Reya and A. Vogt, *Phys. Rev.* **D46**, 1973 (1992).

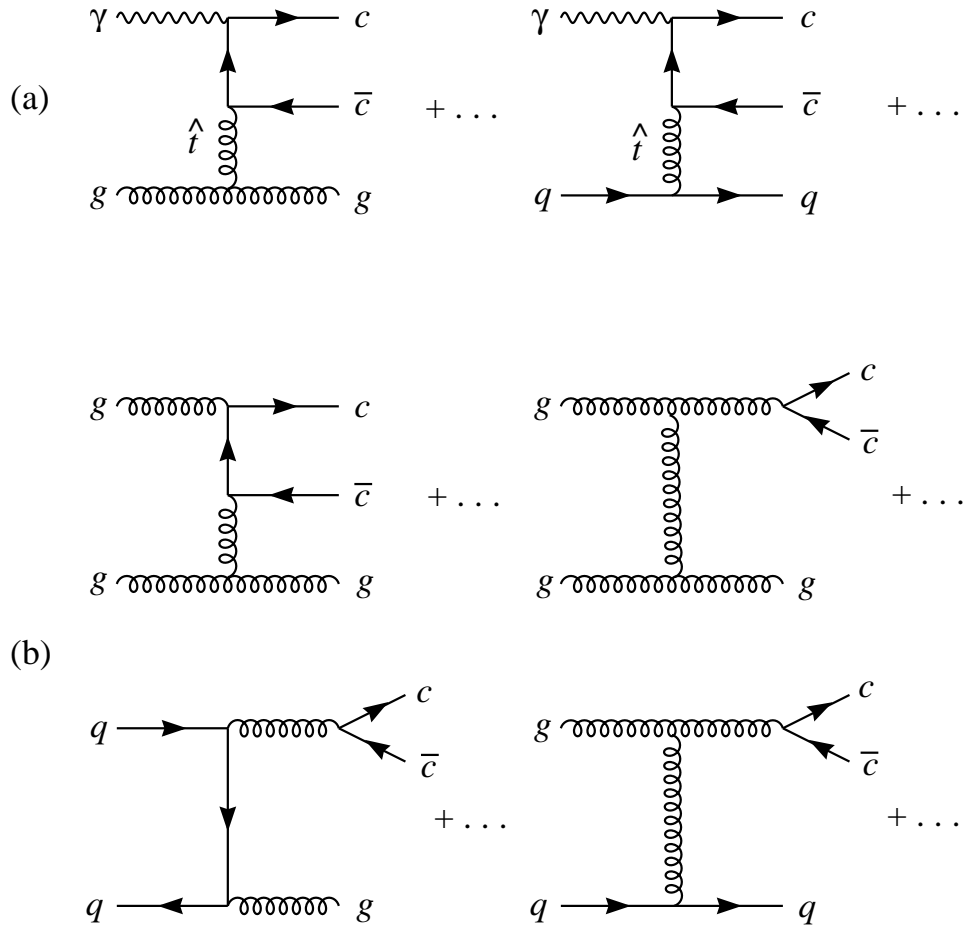


FIG. 1. $\mathcal{O}(\alpha_{em}\alpha_s^2)$ processes contributing to direct (a) and resolved (b) charmonium photoproduction.

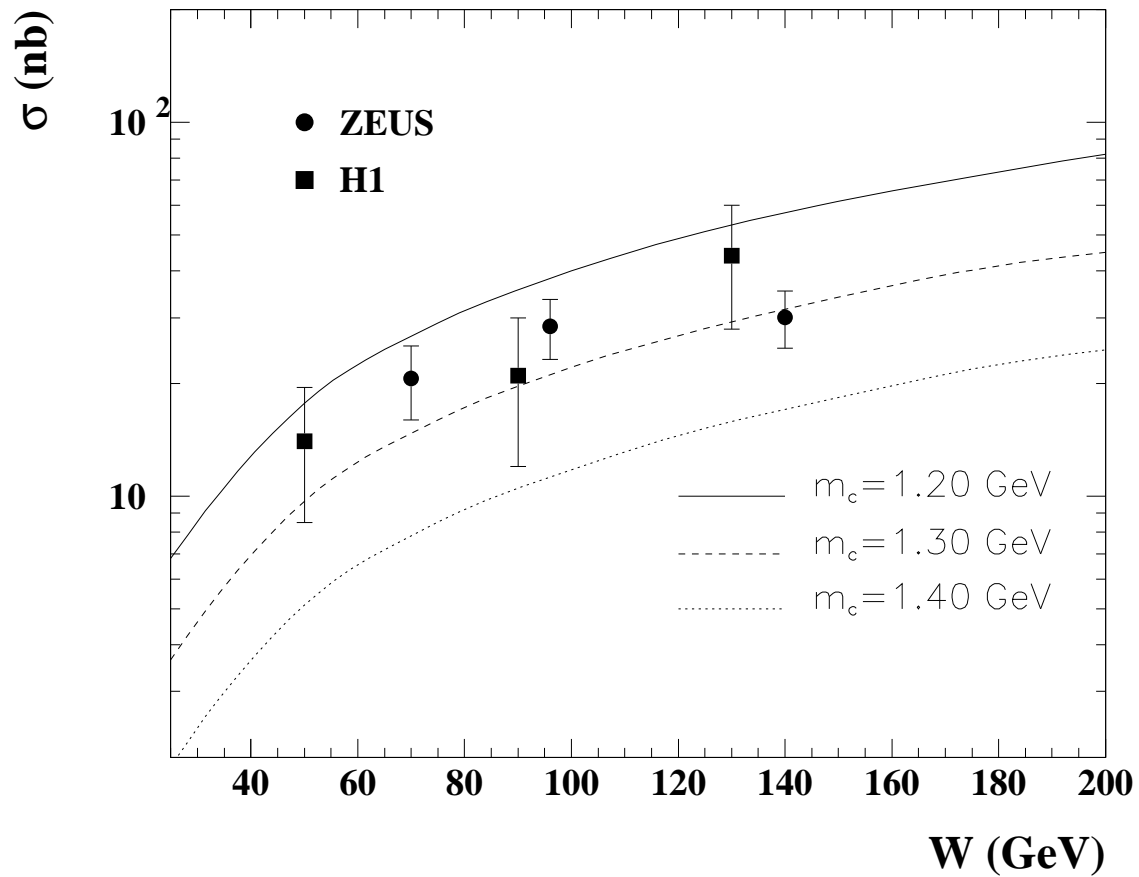


FIG. 2. Inelastic J/ψ cross section for $p_T > 1$ GeV and $0.4 < z < 0.8$. We used the GRV94-LO structure function, $\Lambda^{(4)} = 300$ MeV, renormalization scale $\mu_R = m_c$, and factorization scale $Q^2 = \hat{s}$.

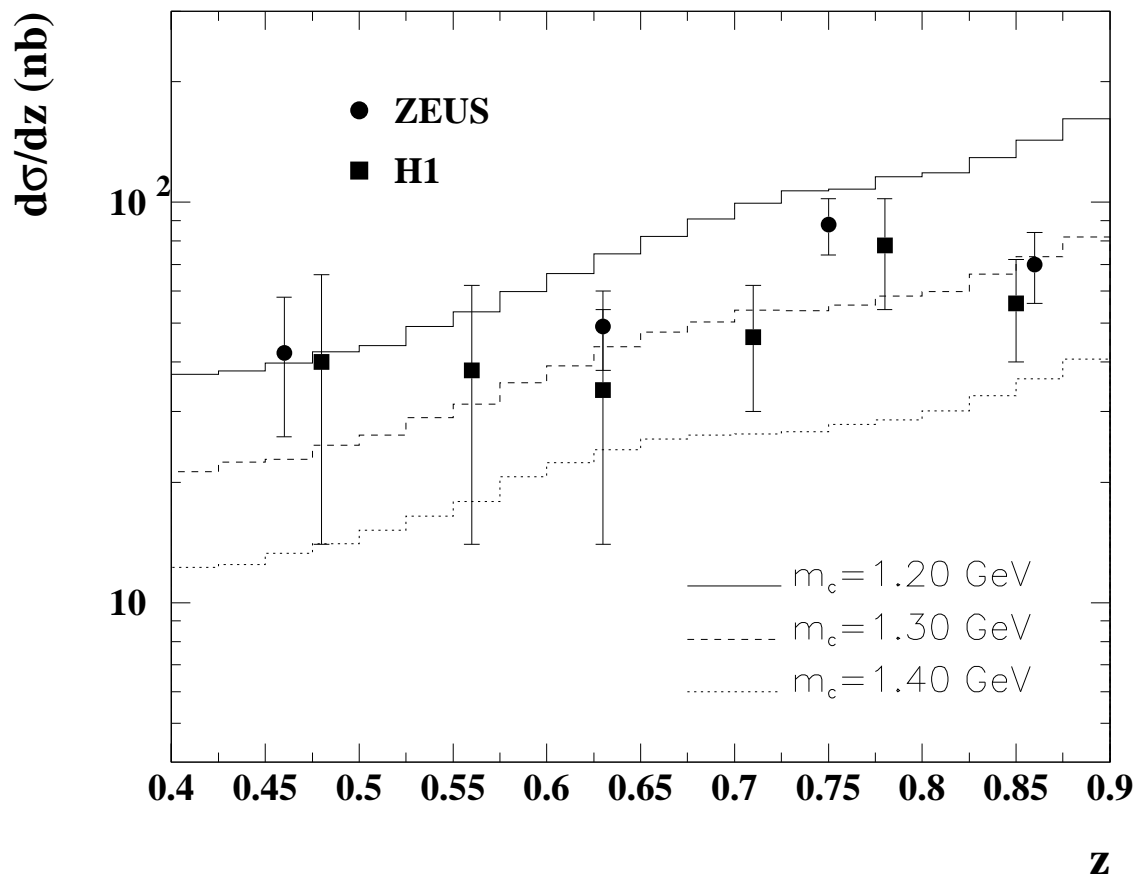


FIG. 3. Inelastic J/ψ production as function of the inelasticity parameter z for $p_T > 1$ GeV. We chose the parameters as in Fig. 2.

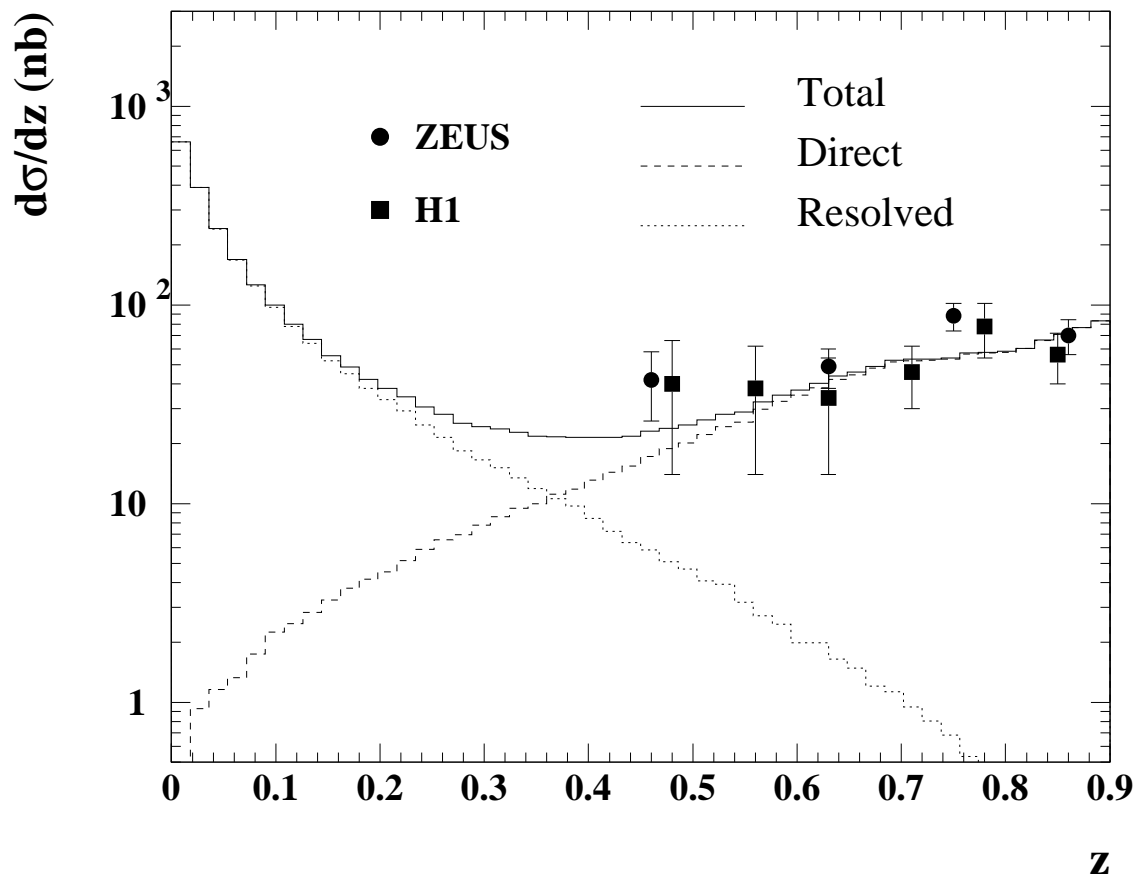


FIG. 4. Inelastic J/ψ production as function of the inelasticity parameter z for $p_T > 1$ GeV. We chose the parameters as in Fig. 2 and fixed $m_c = 1.3$ GeV.