

**t-DEPENDENCES OF VECTOR MESON DIFFRACTIVE  
PRODUCTION IN  $ep$  COLLISIONS**

M.G.Ryskin, Yu.M.Shabelski and A.G.Shuvaev

Petersburg Nuclear Physics Institute,  
Gatchina, St.Petersburg 188350 Russia

**Abstract**

We calculate  $p_T$ -dependences of diffractive vector meson photo- and electroproduction in electron-proton collisions with and without proton dissociation at small momenta transfers. The calculated slopes are in good agreement with the data.

E-mail: RYSKIN@THD.PNPI.SPB.RU

E-mail: SHABEL@VXDESY.DESY.DE

E-mail: SHUVAEV@THD.PNPI.SPB.RU

Without any specified model we can consider diffractive production of vector meson in high energy  $ep$  collisions as following. A virtual photon can turn with probability  $\alpha_{em} = 1/137$  into some composite hadronic state (virtual vector meson,  $V^*$ ) and some constituent of this state interacts with a constituent of the target proton. After that we obtain the real vector meson,  $V$ , without (Fig. 1a) or with (Fig. 1b) target proton dissociation. The cross section of "elastic" (without proton dissociation) vector meson photo- or electroproduction with small transfer momentum to the proton has the form

$$\frac{d\sigma(\gamma p \rightarrow Vp)}{dt} = F_p^2(t) F_V^2(t, Q^2) |A(s, t, Q^2)|^2, \quad (1)$$

where  $F_p(t)$  and  $F_V(t)$  are form factors of the proton and vector meson, respectively, that account for the probabilities of their "elastic" production and  $A(s, t)$  is the amplitude of constituent interaction. This expression is one of the results of additive quark model [1], however really it needs only the assumption that pomerons and photons interact with hadrons by similar way (pomeron-photon duality).

The similar cross section of "inelastic" (with proton dissociation) vector meson production does not contain the proton form factor

$$\frac{d\sigma(\gamma p \rightarrow VY)}{dt} = F_V^2(t, Q^2) |A(s, t, Q^2)|^2. \quad (2)$$

The proton form factor at moderate values of  $t$  is parametrized usually by dipole expression

$$F_p(t) = \frac{1}{\left(1 - \frac{t}{m^2}\right)^2} \quad (3)$$

with  $m^2 = 0.71 \text{ GeV}^2$ .

Form factors of vector mesons are unknown experimentally. It seems to be reasonable to assume that they are similar to the form factors of  $\pi$  and  $K$  mesons which have monopole form, so we use

$$F_V(t, Q^2) = \frac{1}{\left(1 + \frac{Q^2 + |t|}{M_V^2}\right)} \quad (4)$$

where  $M_V$  is the vector meson mass. The argument  $Q^2 + |t|$  gives the possibility to describe simultaneously the case of photoproduction ( $Q^2 = 0$ ) where

the value  $F_V$  coincide with a standard monopole formfactor, and the case of high- $Q^2$  electroproduction where the appearing factor  $1/Q^4$  in Eqs. (1) and (2) corresponds to the propagator of  $V^*$  in Figs. 1a and 1b.

Amplitude  $A(s, t, Q^2)$  at high energies can be taken in Regge form as an effective one-pomeron (vacuum singularity) exchange

$$\begin{aligned} A(s, t, Q^2) &= A_0 \left( \frac{\mu^2}{Q^2 + M_V^2} \right)^\gamma \exp(B_P t) \\ &= A_0 \left( \frac{\mu^2}{Q^2 + M_V^2} \right)^\gamma \exp \left( \alpha'_P t \ln \frac{s}{s_Q} \right), \end{aligned} \quad (5)$$

where the effective slope  $\alpha'_P \approx 0.15$  [2],  $s = W^2$  is the interaction energy square and  $s_Q$  increases with  $Q^2$ . This effect which reduce the total slope of  $d\sigma/dt$  in Eqs. (1) and (2) for the case of large photon virtuality  $Q^2$  (and/or large mass of produced vector meson) is the following. The transverse size of a pomeron near the photon-vector meson vertex should be very small; the virtuality and transverse momenta  $k_T$  of gluons which form this part of the pomeron are rather large,  $k_T^2 \sim Q^2 + M_V^2 \gg \mu^2$  ( $\mu^2 \sim m_\rho^2$ ). On the other hand the value of  $\alpha'_P$  is determined by the typical gluon transverse momenta,  $\alpha'_P \propto \alpha_s/k_T^2$ , and the pomeron, build up by the high  $k_T$  gluons only, would have negligibly small value of  $\alpha'$ .

So one has to wait some time of evolution (some interval of rapidity  $y = \ln 1/x$ ) before the initial small size component of the pomeron gets into the normal equilibrium state with nonzero value of  $\alpha'_P \propto \alpha_s/\mu^2$ .

Another consequence of the same effect is the factor  $(\mu^2/(Q^2 + M_V^2))^\gamma$  included in Eq (5). It reflects the fact that the amplitude originated from the small size component of the pomeron is less than the normal one. The suppression factor is controlled by the anomalous dimension  $\gamma$ .

The precise formulae for this "hard" pomeron are based on the BFLK equation for the non-forward QCD pomeron [3]. Unfortunately the presented expressions are too complicated, therefore we will use the simplified estimations of the effect.

According to the Lipatov  $\log k_T^2$  diffusion, the variation of  $\ln k_T^2$  at each step of BFKL evolution is  $\Delta \ln k_T^2 \approx 2$ . To be more precise we have to write  $\Delta \ln k_T^2 = 1/\gamma$ , where the anomalous dimension  $\gamma$ , which corresponds to the extremum of the BFLK solution, tends at high energies to the value  $\gamma = 1/2$ .

By the same way the rapidity interval  $\Delta y = \Delta \ln 1/x$  needed for one step

of evolution (diffusion) can be expressed in term of the pomeron intercept  $\lambda = \alpha_P(0) - 1$ . Numerically for BFKL pomeron  $\Delta \ln 1/x = 1/\lambda \approx 2$  and it means that in order to diminish the initial large value of  $k_T^2(in) \sim Q^2 + M_V^2$  down to the standard value for the soft processes  $k_T^2 \sim \mu^2$ , which corresponds to the "equilibrium" state of the pomeron with nonzero value  $\alpha'_P \approx 0.15 \text{ GeV}^{-2}$ , one has to spent an interval  $\delta y \approx \frac{\Delta \ln 1/x}{\Delta \ln k_T^2} \ln \frac{k_T^2(in)}{\mu^2} = \frac{\gamma}{\lambda} \ln \frac{Q^2 + M_V^2}{\mu^2} \approx \ln \frac{Q^2 + M_V^2}{\mu^2} 1$ .

Thus we can write the slope of the pomeron amplitude of Eq. (5) in the form

$$B_P = \alpha'_P \left( \ln \frac{1}{x} - \ln \frac{Q^2 + M_V^2}{\mu^2} \right) = \alpha'_P \ln \frac{s\mu^2}{(Q^2 + M_V^2)^2} \quad (6)$$

with  $\mu^2 = m_\rho^2$ .

The experimental cross section  $\frac{d\sigma(\gamma p \rightarrow Vp)}{dt}$  is usually parametrized as  $e^{bt}$  or  $e^{bt+ct^2}$ . If we write

$$\frac{d\sigma(\gamma p \rightarrow Vp)}{dt} \propto e^{b_V(t) \cdot t}, \quad (7)$$

we obtain in our parametrization for the case of "elastic" production, using Eqs. (1), (3) and (4)

$$b_V^{el}(t) = \frac{4}{m^2 + |t|} + \frac{2}{M_V^2 + Q^2 + |t|} + 2B_P \quad (8)$$

and for the case of "inelastic" production

$$b_V^{inel}(t) = \frac{2}{M_V^2 + Q^2 + |t|} + 2B_P. \quad (9)$$

In the case of hadron-hadron interactions the expression similar to Eq. (8) for  $b^{el}(t)$  describes quite good [1] the experimental data at different  $t$  for  $\pi p$  and  $pp$  scattering at  $p_{lab} = 200 \text{ GeV}/c$ .

Let us now compare the theoretical predictions, Eqs. (8) and (9) with the experimental data, see Tables 1 and 2. In the cases where there are many experimental points (say, for  $\rho(0)$  photo- and electroproduction) we present the data having the smallest experimental errors.

---

<sup>1</sup>Note that the experimental ratio of the typical values of anomalous dimension  $\gamma$  ( $F_2(x, Q^2) \sim x^{-\lambda}(Q^2)^\gamma$ ) and intercept  $\lambda$  is close to  $\gamma/\lambda \approx 1$  within the HERA domain, where  $Q^2$ -dependence is predicted. Recall that at large  $W^2$  near the extremum of BFKL  $\gamma = 1/2$ .

The most accurate value of the slope is obtained for the case of  $\rho^0$  "elastic" photoproduction [4] where the error is only about 2% and the dependence of  $b(t)$  on the  $t$  region is evident. The agreement with Eq. (8) is very good for so simple theoretical estimations. The predicted value of  $d\sigma(\gamma p \rightarrow \rho p)/dt$  normalized to the data with the help of parameter  $A_0$  of Eq. (5) is compared with experimental data of ref. [4] in Fig. 2a and one can see that the agreement is quite good.

In the case of  $\rho^0$  elastic electroproduction the values of the slopes decrease significantly in agreement with our predictions.

The result for  $\omega$  photoproduction [6] is of the order of the  $\rho^0$  case.

In the case of  $\phi$  photoproduction the value of the slope was obtained in the region  $0.1 \text{ GeV}^2 < |t| < 0.5 \text{ GeV}^2$ , so we present the theoretical value of the slope at  $t = 0.3 \text{ GeV}^2$ . The slope values here also decrease in the case of electroproduction.

The slopes decrease with the increase of the mass of produced vector meson as one can see from Eqs. (4) and (6). This effect should be more significant in the case of small- $Q^2$  interactions. One can see it on the example of  $\rho'$  electroproduction as well as of  $J/\psi$  "elastic" photo- and electroproduction. In Fig. 2b we compare our predictions for  $d\sigma(\gamma p \rightarrow J/\psi p)/dt$  normalized to the data with the experimental points of ref. [10] and one can see that the predicted slope is really slightly too large as it is presented in Table 1.

Now let us consider the slopes in the "inelastic" photo- and electroproduction, i.e. with diffractive dissociation of the proton. We compare our predictions given by Eq. (9) with the data in Table 2. In all cases the calculated values of the slopes are in good agreement with the data.

As a result we can claim that the simplest estimations of the slopes in the processes of vector meson photo- and electroproduction are in surprising agreement with all available experimental data.

The slightly different expression for differential cross sections of vector meson photo- and electroproduction was presented in [11].

This work is supported by Volkswagen Stiftung and, in part, by Russian Fund of Fundamental Research (95-2-03145), INTAS grand 93-0079 and NATO grand OTR. LG 971390.

## Figure captions

Fig. 1. Diagrams for "elastic" (a) and "inelastic" (b) diffractive vector meson photo- and electroproduction.

Fig. 2. Differential cross sections of  $\rho^o$  (a) and  $J/\psi$  (b) elastic photoproduction. The predicted cross sections are normalized to the data.

## References

- [1] V.V.Anisovich, M.N.Kobriniski, J.Nyiri and Yu.M.Shabelski. Quark Model and High Energy Collisions. World Scientific, Singapore, 1985.
- [2] J.P.Burq et al. Phys.Lett. B109 (1982) 124; Nucl.Phys. B217 (1983) 285.
- [3] L.N.Lipatov. Sov.Phys. JETP 63 (1986) 904; ZhETF 90 (1986) 1536.
- [4] The ZEUS Coll. PA02-050, XXVIII Int.Conf. on High Energy Physics, Warsaw, Poland, July 25-31, 1996.
- [5] S.Aid et al. (H1 Coll.) Preprint DESY 96-023, 1996.
- [6] The ZEUS Coll. Z. Phys. C73 (1996) 73.
- [7] The ZEUS Coll. Phys.Lett. B377 (1996) 259.
- [8] C.Adloff et al. (H1 Coll.) Z.Phys. C75 (1997) 607.
- [9] The H1 Coll. PA01-088, XXVIII Int.Conf. on High Energy Physics, Warsaw, Poland, July 25-31, 1996.
- [10] The H1 Coll. Nucl.Phys. B472 (1996) 603.
- [11] L.P.A.Haakman, A.Kaidalov and J.H.Koch. Phys.Lett. B365 (1996) 411.

**Table 1**

The comparison of predictions of Eq. (8) for the slopes of "elastically" produced vector mesons,  $b(0)$  (in  $\text{GeV}^{-2}$ ), with the experimental data.

Reaction	$Q^2$ , $\text{GeV}^2$	$\langle W \rangle$ , GeV	$b(0)$ , Eq. (8)	$b(0)$ (exp)
$\gamma p \rightarrow \rho p$	0	70	11.7	$11.6 \pm 0.2$ [4]
$\gamma p \rightarrow \rho p$	10	80	6.9	$7.8 \pm 1.0 \pm 0.7$ [5]
$\gamma p \rightarrow \rho p$	20	80	6.4	$5.7 \pm 1.3 \pm 0.7$ [5]
$\gamma p \rightarrow \omega p$	0	70	11.6	$10.0 \pm 1.2 \pm 1.3$ [6]
$\gamma p \rightarrow \phi p$ <sup>1</sup>	0	70	7.8	$7.3 \pm 1.0 \pm 0.8$ [7]
$\gamma p \rightarrow \phi p$	10	100	7.0	$5.2 \pm 1.6 \pm 1.0$ [8]
$\gamma p \rightarrow \rho' p$	10	80	6.8	$5.5 \pm 1.9 \pm 0.5$ [9]
$\gamma p \rightarrow J/\psi p$ <sup>2</sup>	0	90	4.7	$4.0 \pm 0.2 \pm 0.2$ [10]
$\gamma p \rightarrow J/\psi p$ <sup>3</sup>	12	90	4.1	$3.8 \pm 1.2_{-1.6}^{+2.0}$ [5]

<sup>1</sup> At  $\langle |t| \rangle = 0.3 \text{ GeV}^2$

<sup>2</sup> At  $\langle |t| \rangle = 0.5 \text{ GeV}^2$

<sup>3</sup> At  $\langle |t| \rangle = 0.5 \text{ GeV}^2$

**Table 2**

The comparison of predictions of Eq. (9) for the slopes of "inelastically" produced vector mesons,  $b(0)$  (in  $\text{GeV}^{-2}$ ), with the experimental data.

Reaction	$Q^2$ , $\text{GeV}^2$	$\langle W \rangle$ , GeV	$b(0)$ , Eq. (9)	$b(0)$ (exp)
$\gamma p \rightarrow \rho Y$	0	70	6.1	$5.3 \pm 0.3 \pm 0.7$ [4]
$\gamma p \rightarrow \rho Y$	10	100	1.4	$2.1 \pm 0.5 \pm 0.5$ [8]
$\gamma p \rightarrow J/\psi Y$ <sup>1</sup>	0	100	1.45	$1.6 \pm 0.3 \pm 0.1$ [8]

<sup>1</sup> At  $\langle |t| \rangle = 0.5 \text{ GeV}^2$

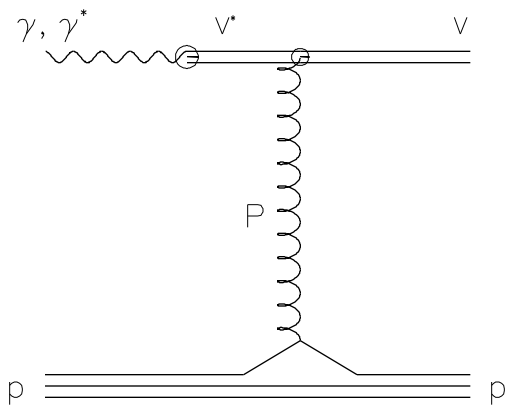


Fig. 1a

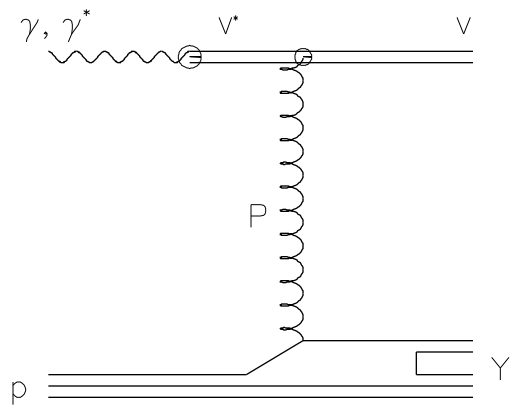


Fig. 1b



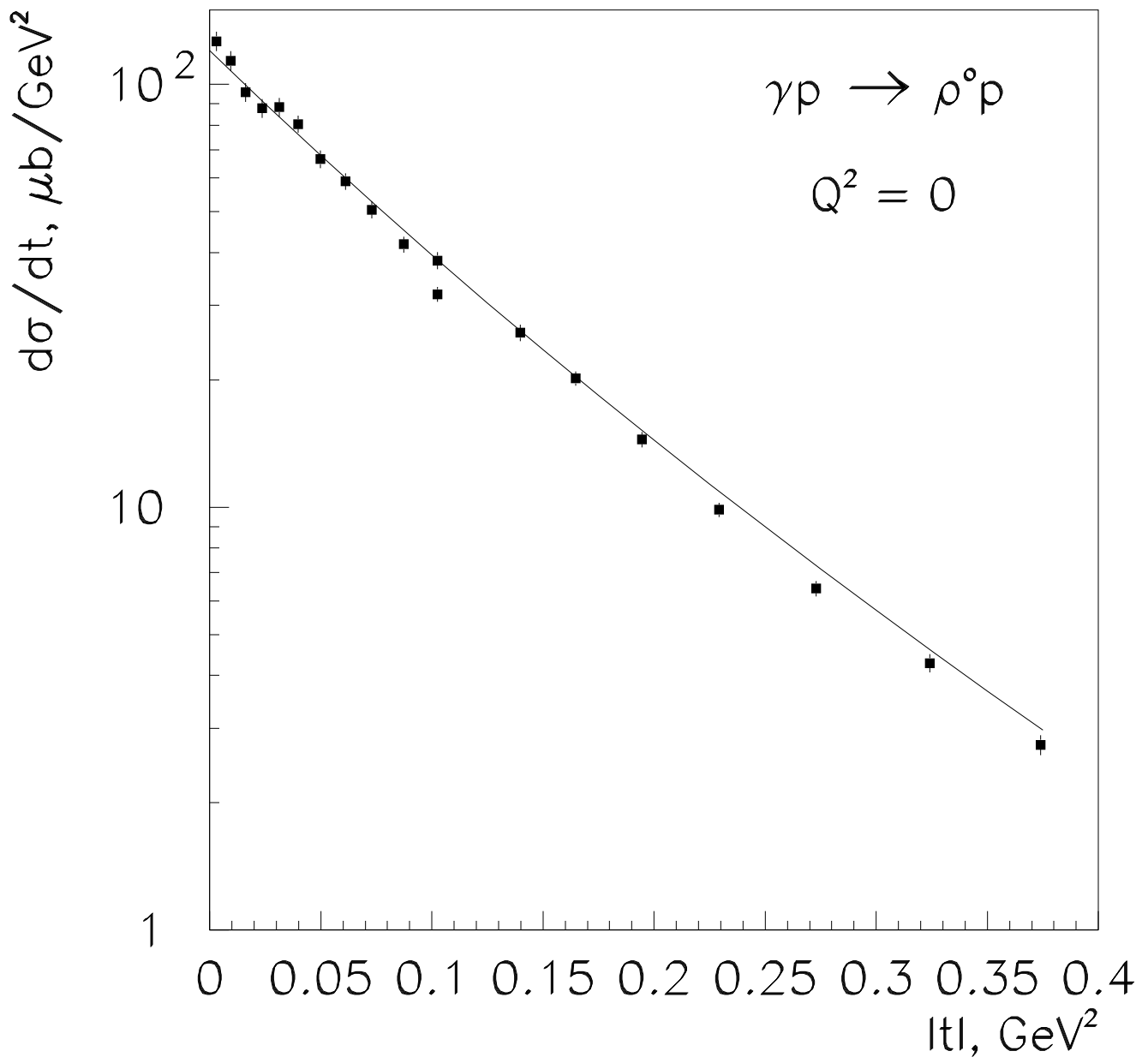


Fig. 2a

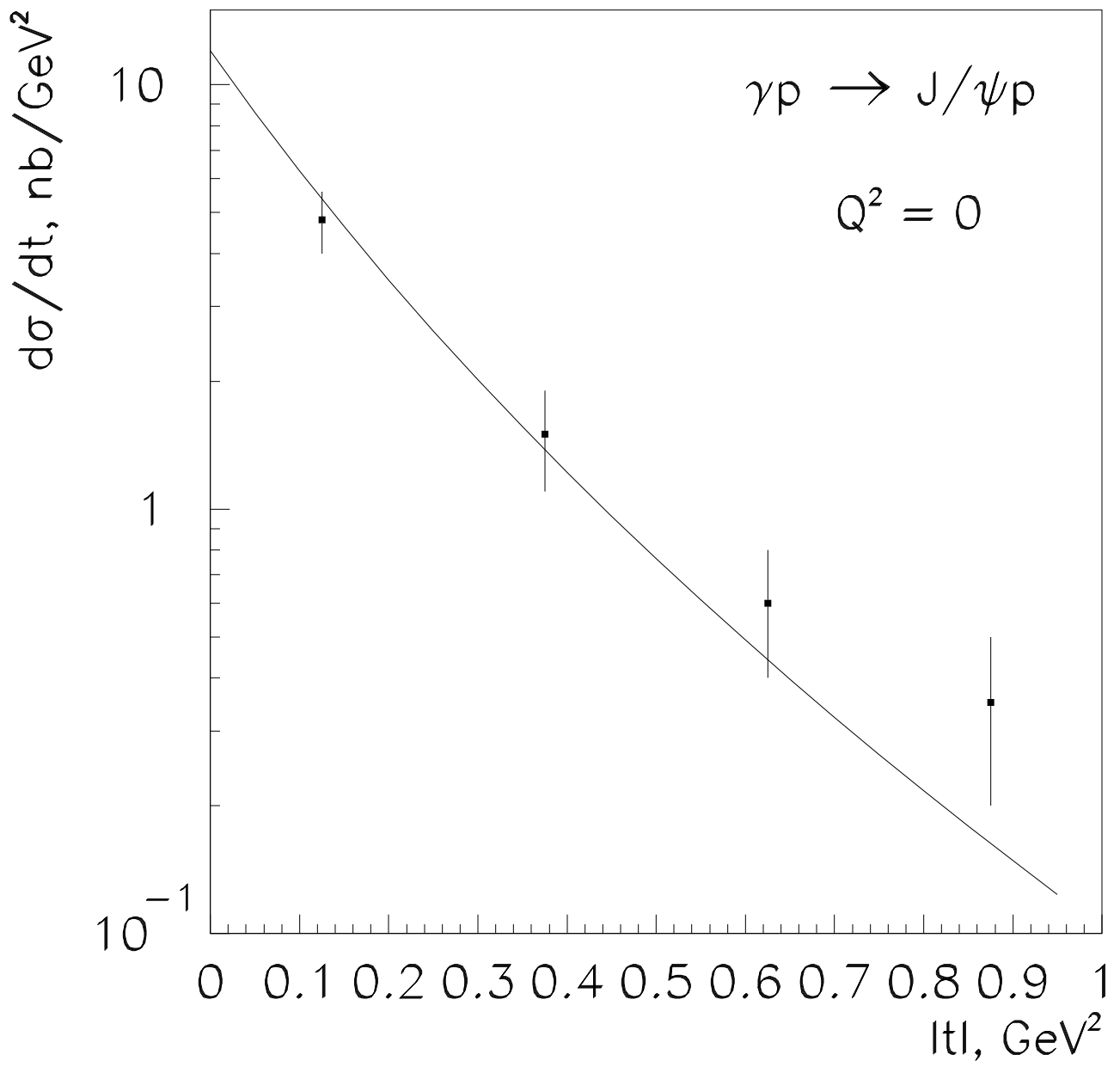


Fig. 2b