

# Nucleon spin structure and mass of quarks

Petr Závada

*Institute of Physics, Academy of Sciences of Czech Republic  
Na Slovance 2, CZ-180 40 Prague 8  
E-mail: zavada@fzu.cz*

May 31, 1999

## Abstract

The alternative to the standard formulation of the quark-parton model is proposed. Our relativistically covariant approach is based on the solution of the master equations relating the structure and distribution functions, which consistently takes into account the intrinsic quark motion - in contradistinction to the standard infinite momentum approach, in which this motion is latently suppressed. The model well reproduces the experimental data on the both polarized and unpolarized structure functions, assuming that only the valence quarks term contributes to the nucleon spin. It is shown, the combined analysis of the polarized and unpolarized data can give an information about the effective masses and intrinsic motion of the quarks inside the nucleon. Simultaneously, it is shown that the rate of the nucleon energy carried by the quarks can be less, than estimated from the standard approach. As an addition, a prediction for the proton spin function  $g_2$  is given.

## 1 Introduction

Measuring of the structure functions is an unique tool for the study of the nucleon internal structure - together with the quark-parton model (QPM) giving the relations between the structure functions and the parton distributions, which represent a final, detailed picture of the nucleon. In this sense, these relations, obtained under definite assumptions, are extraordinary important, since the distribution functions themselves are not directly measurable. At the same time, the standard, simple formulas relating the structure and distribution functions are ordinarily considered so self-evident, that in some statements, the both are identified.

The experiments dedicated to the Deep Inelastic Scattering (DIS), are oriented to the measuring either *unpolarized* or *polarized* structure functions. The results on the

unpolarized functions are compatible with our expectations based on the QPM and QCD, but the situation for the polarized functions is much more complicated. Until now, it is not well understood, why the integral of the proton spin structure function  $g_1$  is substantially less, than expected from very natural but possibly equally naive assumption, that the nucleon spin is created by the valence quarks. Presently, there is a strong tendency to explain the missing part of the nucleon spin as a result of the considerable contributions of the sea quarks (particularly strange quarks) and the gluons. Nevertheless, a consistent explanation of the underlying mechanism is still missing. During the last years, the hundreds of papers have been devoted to the nucleon spin structure, for the present status see e.g. [1], [2], the comprehensive overviews [3],[4] and citations therein.

In the present paper we continue our discussion started in [5], [6], where we have shown, that the standard formulation of the QPM, conceptually firmly connected with the infinite momentum frame (IMF), oversimplifies the parton kinematics. In [6] we demonstrated that the effect of oversimplified kinematics in IMF can have an impact particularly on the spin structure function  $g_1$ , or more exactly, it can substantially modify the relation between the distribution and spin structure functions. We have suggested this effect can be a source of the discrepancy between the experimentally measured and naturally expected magnitude of the spin function  $g_1$ . The primary aim of this paper is to precise just this point.

The paper is organized as follows. In the following section we add some comments to our master equations connecting the structure and distribution functions and point out the distinction between them and these used in the standard approach. In the Sec. 3. we propose the model, in which the internal motion of quarks is consistently taken into account. Further, in contradistinction to the standard treatment based on the QCD evolution of the distribution functions in dependence on  $Q^2$ , our model rather aims at describing the part of distribution and structure functions, which are not calculable in terms of the perturbative QCD. In the Sec. 4. the results of the model on the polarized and unpolarized proton structure functions are compared with the experimental data and some free parameters are fixed. Some important additional comments on the model and obtained results are done in the Sec. 5. The last section is devoted to the overall summary and concluding remarks. Since this paper should be read together with [5], [6], for convenience we refer to the equations or figures in these papers simply with prefixes P,Q.

For completeness, in the Appendix we give a more rigorous explanation, that the approximation of the term

$$\frac{pq}{M\nu} \simeq \frac{p_0 + p_1}{M} \tag{1.1}$$

entering the argument of the  $\delta$ -functions in some integrals in this and two the previous papers is for our purpose fully acceptable.

## 2 Master equations

In the preceding discussion [5],[6] we have shown [see Eqs. (P3.41), (Q2.1)], that if one assumes momenta distributions (Q2.2), (Q2.3) of quasi-free quarks having mass  $m$  are spherically symmetric in the nucleon rest frame, then the corresponding structure functions  $W_1, W_2, G_1, G_2$  obey the master equation

$$\begin{aligned}
P_\alpha P_\beta \frac{W_2}{M^2} - g_{\alpha\beta} W_1 + i\epsilon_{\alpha\beta\lambda\sigma} q^\lambda \left[ s^\sigma M G_1 + (Pq s^\sigma - sq P^\sigma) \frac{G_2}{M} \right] + A(P_\alpha q_\beta + P_\beta q_\alpha) + B q_\alpha q_\beta \\
= \int G(p_0) (2p_\alpha p_\beta - g_{\alpha\beta} p q) \delta((p+q)^2 - m^2) \frac{d^3 p}{p_0} \\
+ i\epsilon_{\alpha\beta\lambda\sigma} q^\lambda \int H(p_0) m w^\sigma \delta((p+q)^2 - m^2) \frac{d^3 p}{p_0}. \tag{2.1}
\end{aligned}$$

Simultaneously, we have shown, how the explicit solution of this equation looks like. In this solution, the mass  $x_0 = m/M$  formally appears as a free parameter. Let us make a remark, in the same way a similar equation can be obtained and solved also for the set of the neutrino structure functions, nevertheless in this paper we shall deal only with the electromagnetic ones.

Let us note, despite of the fact that Eq. (2.1) is assembled for quark momenta distributions  $G, H$  in the nucleon rest frame, the equation is relativistically covariant. Its manifestly covariant form follows immediately from (2.1) after the substitution

$$G(p_{0,lab}) = G\left(\frac{pP}{M}\right), \quad H(p_{0,lab}) = H\left(\frac{pP}{M}\right). \tag{2.2}$$

For moving nucleon we have

$$P = (P_0, P_1, 0, 0), \quad \beta = \frac{P_1}{P_0}, \quad \gamma = \frac{P_0}{M} \tag{2.3}$$

and

$$\frac{pP}{M} = \frac{p_0 P_0 - p_1 P_1}{M} = \gamma(p_0 - \beta p_1) = p_{0,lab} \tag{2.4}$$

which means, that the phase space of the subset of quarks with  $p_{0,lab}$  fixed, represented by the sphere

$$p_1^2 + p_2^2 + p_3^2 = p_{0,lab}^2 - m^2 \tag{2.5}$$

in the nucleon rest frame, is in a boosted system correctly represented by the ellipsoid with the shape defined by the Lorentz transform (2.4).

Further, the Eq. (2.1) involve also the quark polarization vector  $w_\mu$ , which as follows from [6], plays the crucial role for the evaluation of the spin structure functions  $g_1, g_2$ . So here we consider desirable to derive its form in a more rigorous way, than we suggested for Eq. (Q2.12). Generally, quark polarization vector should be constructed from the proton momentum  $P$ , proton polarization vector  $s$  and the quark momentum  $p$ :

$$w_\mu = AP_\mu + Bs_\mu + Cp_\mu, \quad (2.6)$$

where  $A, B, C$  are invariant functions of  $P, s, p$ . Then contracting of Eq. (Q2.5) with  $P_\sigma, q_\sigma$  and  $s_\sigma$  and using relations (Q2.4) give the equations

$$-sqMG_2 = \frac{m}{2M\nu} \int H\left(\frac{pP}{M}\right) (AM^2 + CpP) \delta\left(\frac{pq}{M\nu} - x\right) \frac{d^3p}{p_0}, \quad (2.7)$$

$$sqMG_1 = \frac{m}{2M\nu} \int H\left(\frac{pP}{M}\right) (AM\nu + Bs q + Cp q) \delta\left(\frac{pq}{M\nu} - x\right) \frac{d^3p}{p_0}, \quad (2.8)$$

$$-MG_1 - \nu G_2 = \frac{m}{2M\nu} \int H\left(\frac{pP}{M}\right) (-B + Cps) \delta\left(\frac{pq}{M\nu} - x\right) \frac{d^3p}{p_0}. \quad (2.9)$$

Elimination of  $G_1, G_2$  gives

$$\int H\left(\frac{pP}{M}\right) Cp \left(\frac{\nu P/M - q}{sq} - s\right) \delta\left(\frac{pq}{M\nu} - x\right) \frac{d^3p}{p_0} = 0 \quad (2.10)$$

and since  $P, q, s$  are independent,  $C$  must be zero. The remaining invariants  $A, B$  follow from Eq. (Q2.4), which implies

$$A^2M^2 - B^2 = -1, \quad ApP + Bps = 0 \quad (2.11)$$

and solution of these equations reads

$$A = \mp \frac{ps}{\sqrt{(pP)^2 - (ps)^2M^2}}, \quad B = \pm \frac{pP}{\sqrt{(pP)^2 - (ps)^2M^2}}. \quad (2.12)$$

So the quark polarization vector has the form

$$w_\mu = \pm \frac{(pP)s_\mu - (ps)P_\mu}{\sqrt{(pP)^2 - (ps)^2M^2}}. \quad (2.13)$$

Contributions of both possible solutions [sign  $+(-)$  means that quark spin is parallel (antiparallel) to the proton spin in its rest frame] are in our calculation taken into account by the difference in Eq. (Q2.3). Apparently, for the proton rest frame and polarization

$s = (0, 1, 0, 0)$  the last equation is identical to Eq. (Q2.12). Further, obtained invariants  $A, B, C$  now give spin structure functions from Eqs. (2.7), (2.8) in covariant form

$$G_1 = \frac{m}{2M(Pq)(sq)} \int H \left( \frac{pP}{M} \right) \frac{(pP)(sq) - (ps)(Pq)}{\sqrt{(pP)^2 - (ps)^2 M^2}} \delta \left( \frac{pq}{Pq} - x \right) \frac{d^3 p}{p_0}, \quad (2.14)$$

$$G_2 = \frac{mM}{2(Pq)(sq)} \int H \left( \frac{pP}{M} \right) \frac{ps}{\sqrt{(pP)^2 - (ps)^2 M^2}} \delta \left( \frac{pq}{Pq} - x \right) \frac{d^3 p}{p_0}. \quad (2.15)$$

Apparently, according to these relations the structure functions can depend also on mutual orientation of  $s$  and  $q$ . Of course, this dependence is more complicated, apart the factor  $sq$  ahead of the integrals, integration involves the terms  $ps$  and  $pq$ . This question is being studied and will be discussed in a separate paper. In the present paper our considerations will be based on the results obtained in [6], which follow from Eqs. (2.14), (2.15) applied in the proton rest frame for the longitudinal polarization  $s = (0, 1, 0, 0)$ . Obviously, for this case the last two equations are equivalent to Eqs. (Q2.13), (Q2.14).

The scheme based on the Eqs. (2.1) and (2.13) with all their implications suggested in [5],[6] can be a priori valid for quasi-free quarks (on mass shell) filling up the nucleon volume. In this sense the scheme represents a covariant formulation of the naive QPM. We have shown that Eq. (2.1) in which the quark internal motion is consistently taken into account imply relations between the structure and distribution functions different from those obtained in the standard procedure relying on the IMF, which is based on the approximation  $p_\mu = x_\mu P$  (parton momenta components are  $x$  fractions of the proton momenta components). In fact this approximation in the covariant formulation is equivalent to the assumption, that the partons are static with respect to the nucleon, therefore there are suppressed not only the transversal momenta, but also longitudinal ones. Of course, this consequence is somewhat obscured just in the IMF, where all the relative motion is frozen, since all the processes run infinitely slowly - including the passing of the probing lepton through the nucleon. Let us remark, the standard relations (e.g.  $F_2 = x \sum e_i^2 q_i$ ) obtained in the naive QPM with static quarks are currently applied even in the standard approach based on QCD improved QPM, which is not a consistent procedure, since it means that correct dynamics is combined with incorrect kinematics.

In this way we have shown, that the relations between the structure and distribution functions can be, at least on the level of the naive QPM, strongly modified (particularly for the polarized case) by the parton internal motion. This result can be instructive by itself. The impact of the quark intrinsic motion on the function  $g_1(x)$  has been discussed also in some other approaches [7]-[11] and necessity of the covariant formulation for the spin structure functions has been pointed out in [12].

However, the real nucleon is much more complex object, than just a bag of quasi-free fermions. But we shall try to assume the following. The relations obtained within the scheme suggested above can be used as a good approximation even for the interacting quarks, but provided that the term 'mass of quasi-free parton' is substituted by the term

'parton effective mass'. By this term we mean the mass, which a free parton would have to have to interact with the probing photon equally as the real, bounded one. Intuitively, this mass should correlate to  $Q^2$ : a lower  $Q^2$  allows more time and space for the struck parton to interact with some others, as a result the energy is transferred to a greater system than the parton itself. And on contrary, the higher  $Q^2$  should mediate interaction with more "isolated" parton. Moreover, we accept that the value of the effective mass even for a fixed  $Q^2$  can fluctuate - e.g. in a dependence on the actual QCD process accompanying the photon momentum transfer. This means, that the terms in the relations involving the mass of quasi-free parton  $x_0 = m/M$  will be substituted by their convolution with some 'mass distribution'  $\mu$  :

$$f(x_0) \rightarrow \int \mu(x_0, Q^2) f(x_0) dx_0. \quad (2.16)$$

In the following we shall propose a simple, but sufficiently general model for the unknown distributions  $\mu, G, H$ , in which all the dynamics of the system is absorbed. Then, these distributions will be used as an input for the calculating of the corresponding structure functions.

### 3 Model

Construction of the model is based on the following assumptions and considerations:

1) Parton distribution  $P(\epsilon)d\epsilon$  representing the number of quarks in the energy interval  $\langle \epsilon, \epsilon + d\epsilon \rangle$  can be formally expressed :

$$P(\epsilon) = \sum_j r_j j \rho_j(\epsilon), \quad \sum_j r_j = 1, \quad (3.1)$$

where  $r_j$  is a probability that the nucleon is in the state with  $j$  charged partons (quarks + antiquarks) of various flavors, and  $\rho_j$  is the corresponding average one-parton distribution, which fulfills

$$\int \rho_j(\epsilon) d\epsilon = 1. \quad (3.2)$$

2) Nucleon consists of the three quarks and partons (gluons +  $q\bar{q}$  pairs) mediating the interaction between them, as sketched in the Fig. 1a, where the individual pictures represent some terms in the sum (3.1). The flavors and spins of all the quarks in each the picture are mutually cancelled, up to the three quarks giving additively the corresponding nucleon quantum numbers. These three quarks are in the figure marked by black and in our approach are identified with the *valence quarks*. The reason, that such identification is quite sensible, is the following. Apparently, the sum (3.1) can be split into quark and antiquark parts  $P_q(\epsilon), P_{\bar{q}}(\epsilon)$ , then our valence term reads

$$P_{val}(\epsilon) = P_q(\epsilon) - P_{\bar{q}}(\epsilon), \quad (3.3)$$

which in the  $x$ -representation exactly corresponds to the current definition of the valence quarks. Correspondingly, the unmarked quarks are identified with the *sea quarks*. But both the kinds of quarks have the same energy distributions  $\rho_j(\epsilon)$  entering the Eq. (3.1), in this sense they are completely equivalent. On the other hand, it is obvious, that for the valence quarks, in Eq. (3.1) only "black" quarks from the figure contribute, therefore if  $\rho_j$  is assumed in the first approximation independent on the flavor, then

$$P_{val}(\epsilon) = 3 \sum_{j=3}^{\infty} r_j \rho_j(\epsilon). \quad (3.4)$$

3) The quarks carry only part of the nucleon energy (mass),

$$\int P(\epsilon) \epsilon d\epsilon = c_q M, \quad (3.5)$$

where the factor  $c_q$  equals roughly one half, the rest is carried by the gluons. In the first approximation we shall assume this factor is valid also for any term in the sum (3.1),

$$j \int \rho_j(\epsilon) \epsilon d\epsilon = c_q M, \quad (3.6)$$

which in other words means the ratio of the total energies of quarks and gluons, together constituting the nucleon mass, is the same for all possible states sketched in Fig. 1a.

4) We assume all the quarks in the nucleon state  $j$  have approximately the same effective mass  $m_j$  and denote  $x_0 \equiv m_j/M$ . One can expect, for higher  $j$  the parameter  $x_0$  will drop and so the sum (3.4) can be substituted by the integral

$$P_{val}(\epsilon) = 3 \int \mu_V(x_0) \rho(\epsilon, x_0) dx_0, \quad \int \mu_V(x_0) dx_0 = 1. \quad (3.7)$$

Obviously, Eq. (3.1) can be with the use of Eq. (3.6) rewritten in a similar way:

$$P(\epsilon) = \int \mu(x_0) \rho(\epsilon, x_0) dx_0, \quad (3.8)$$

where

$$\mu(x_0) = \mu_V(x_0) \frac{c_q M}{\bar{\epsilon}(x_0)}, \quad \bar{\epsilon}(x_0) = \int \rho(\epsilon, x_0) \epsilon d\epsilon. \quad (3.9)$$

The physical meaning of the distributions  $\mu_V, \mu$  is the following. The distribution  $\mu(x_0)$  represents a probability, that the effective mass of the quark, which the probing lepton interacts with, is  $x_0$  or alternatively,  $\mu(x_0) dx_0$  is the number of quarks in the interval  $\langle x_0, x_0 + dx_0 \rangle$ , which the lepton has chance to interact with. On the other hand, the (normalized) distribution  $\mu_V(x_0)$  can be interpreted as a probability, that the exchanging photon "distinguishes" the quarks with the effective mass  $x_0$  - as expressed by the

pictures with different granularity in Fig. 1a. In this sense, each picture in the Fig. 1a can be labeled by some  $x_0$ , equally as the corresponding term  $\rho(\epsilon, x_0)$  in the integral (3.7). Obviously, at the same time the  $\mu_V(x_0)$  represents also the distribution of effective masses corresponding to the valence quark term. Intuitively, the probability of different contributions in Fig. 1a should depend also on  $Q^2$  (higher  $Q^2$  = 'better resolution'), so we expect

$$\mu(x_0) \rightarrow \mu(x_0, Q^2), \quad \mu_V(x_0) \rightarrow \mu_V(x_0, Q^2). \quad (3.10)$$

In the next, we shall identify these distributions with that suggested on the end of the previous section.

5) The relations (P3.52), (P3.56) and (P3.20) give the recipe how to obtain the structure function  $F_2$  from a given energy distribution of the partons with some fixed value  $x_0$  and charge  $e_q$  :

$$F_2(x, x_0) = e_q^2 \varphi(x, x_0),$$

$$\varphi(x, x_0) = -x^2 \int_x^1 \frac{2V_0'(\xi)\xi}{\xi^2 + x_0^2} d\xi, \quad 2V_0'(\xi)\xi = \pm M\rho(\epsilon, x_0), \quad \epsilon = \frac{M}{2} \left( \xi + \frac{x_0^2}{\xi} \right), \quad (3.11)$$

where the sign  $+(-)$  in the second relation refers to the region  $\xi < x_0$  ( $\xi > x_0$ ). For the application of this procedure to Eqs. (3.7), (3.8) one has to weight the contributions integrated over  $x_0$  by the corresponding (mean) charge squared. Apparently, the charge weight of the valence quarks is the constant

$$w_{val} = \frac{1}{3} \left[ \left( \frac{2}{3} \right)^2 + \left( \frac{2}{3} \right)^2 + \left( \frac{1}{3} \right)^2 \right] = \frac{1}{3} \quad (3.12)$$

for the proton and similarly for the neutron,  $w_{val} = 2/9$ . For the sea we assume in the first approximation the "equilibrated mixture" of the quarks  $u : d : s = 1 : 1 : 1$ , so

$$w_{sea} = \frac{1}{3} \left[ \left( \frac{2}{3} \right)^2 + \left( \frac{1}{3} \right)^2 + \left( \frac{1}{3} \right)^2 \right] = \frac{2}{9}. \quad (3.13)$$

Then for the nucleon with  $j$  quarks we get

$$w_j = \frac{3w_{val} + (j-3)w_{sea}}{j} = w_{sea} + \frac{3(w_{val} - w_{sea})}{j}, \quad (3.14)$$

or in terms of  $x_0$

$$w(x_0) = w_{sea} + 3(w_{val} - w_{sea}) \frac{\bar{\epsilon}(x_0)}{c_q M}. \quad (3.15)$$



Therefore, the energy distributions (3.7), (3.8) generate the corresponding structure functions:

$$F_{2val}(x, Q^2) = 3w_{val} \int \mu_V(x_0, Q^2) \varphi(x, x_0) dx_0, \quad (3.16)$$

$$F_2(x, Q^2) = \int \left( \frac{c_q M}{\bar{\epsilon}(x_0)} w_{sea} + 3(w_{val} - w_{sea}) \right) \mu_V(x_0, Q^2) \varphi(x, x_0) dx_0. \quad (3.17)$$

6) Now, let us pay attention to the spin structure functions. According to the concept suggested in item 2), only valence quarks contribute to the nucleon spin. First, we shall consider the spin functions generated by the valence quarks with some fixed effective mass  $x_0$ , then we shall easily proceed to the case with the distribution  $\mu_V(x_0)$ .

In [6], for sake of simplicity, we have assumed all the three valence quarks contribute to the proton spin equally [Eq. (Q2.7)]. On the other hand it is obvious the quark symmetry group can impose an extra constraint on the contributions of different quark flavors as it follows e.g. from the philosophy of the well known Bjorken [13] and Ellis-Jaffe [14] sum rules based on the symmetries  $U(6)$  and  $SU(3)$ . In our consideration we shall not strictly assume any particular group of symmetry, but the different spin contributions of  $u$ - and  $d$ -quarks will be expressed by a free parameter  $a$ ,  $0 \leq a \leq 1$ , having in the notation of Eq. (Q2.7), e.g. for the proton, the following sense

$$\Delta h_u(p_0) = 2ah(p_0), \quad \Delta h_d(p_0) = (1 - 2a)h(p_0), \quad (3.18)$$

where  $h$  is the valence distribution

$$u(p_0) = d(p_0) \equiv h(p_0), \quad \int h(p_0) d^3p = 1, \quad (3.19)$$

which is not, due to different normalization, identical with the distribution  $\rho(\epsilon)$ , but the both are simply related

$$\rho(\epsilon) = 4\pi\epsilon\sqrt{\epsilon^2 - m^2}h(\epsilon), \quad (3.20)$$

in the same way, as the distributions  $P, G$  in Eq. (P3.14).

In the case of proton, there are the particular cases:

a)  $a = 0$  corresponds to the mutual spin orientation of the three valence quarks  $(s_u, s_u, s_d) = (-1, +1, +1)$ .

b)  $a = 1/3$  corresponds to the oversimplified scenario studied in [6], assuming the equal contribution of all the three quarks;  $(s_u, s_u, s_d) = (+1/3, +1/3, +1/3)$ .

c)  $a = 2/3$  corresponds to the non-relativistic  $SU(6)$  approach. From the wave function

$$|p, \uparrow\rangle = \frac{1}{\sqrt{2}} \left( \frac{1}{\sqrt{6}} |(ud + du)u - 2uud\rangle \otimes \frac{1}{\sqrt{6}} |(\uparrow\downarrow + \downarrow\uparrow) \uparrow - 2\uparrow\uparrow\downarrow\rangle \right)$$

$$+\frac{1}{\sqrt{2}} |(ud - du)u \rangle \otimes \frac{1}{\sqrt{2}} |(\uparrow\downarrow - \downarrow\uparrow) \uparrow \rangle \quad (3.21)$$

one can easily show the mean value of the spin carried by the  $d(u)$ - quarks is  $-1/3(4/3)$ , i.e.  $(s_u, s_u, s_d) = (+2/3, +2/3, -1/3)$ , which agrees with  $a = 2/3$  in Eq. (3.18).

d)  $a = 1$  corresponds to the mutual orientation of the three quarks  $(s_u, s_u, s_d) = (+1, +1, -1)$ .

So, the proton spin function  $H(p_0)$  entering the master equation (2.1) and expressed in terms of the functions (3.18) reads

$$H^p(p_0) = \frac{8}{9}au(p_0) + \frac{1}{9}(1 - 2a)d(p_0) = \frac{1}{9}(1 + 6a)h(p_0). \quad (3.22)$$

Assuming the neutron is isospin symmetric, its corresponding spin function will be

$$H^n(p_0) = \frac{4}{9}(1 - 2a)u(p_0) + \frac{2}{9}ad(p_0) = \frac{1}{9}(4 - 6a)h(p_0), \quad (3.23)$$

therefore the corresponding equations for the nucleon spin structure functions read

$$g_j^p(x, x_0) = w_{spin}^p \psi_j(x, x_0), \quad g_j^n(x, x_0) = w_{spin}^n \psi_j(x, x_0), \quad j = 1, 2,$$

$$w_{spin}^p = \frac{1}{9}(1 + 6a), \quad w_{spin}^n = \frac{1}{9}(4 - 6a), \quad (3.24)$$

where, in accordance with Eqs. (Q2.17), (Q2.18)

$$\psi_1(x, x_0) = \frac{m}{2} \int \frac{h(p_0)}{p_0} \sqrt{\frac{p_0 + p_1}{p_0 - p_1}} \delta\left(\frac{p_0 + p_1}{M} - x\right) d^3p, \quad (3.25)$$

$$\psi_2(x, x_0) = -\frac{m}{2} \int \frac{h(p_0)}{p_0} \frac{p_1}{\sqrt{p_0^2 - p_1^2}} \delta\left(\frac{p_0 + p_1}{M} - x\right) d^3p. \quad (3.26)$$

The function  $\psi_1(x, x_0)$  can be with the use of Eqs. (Q2.24),(Q2.27) expanded

$$\psi_1(x, x_0) = \frac{x_0}{2} \sum_{j=0}^{\infty} \binom{-\frac{1}{2}}{j} (-1)^j V_{-j-3/2}(x) \left(\frac{x}{2}\right)^{j+1/2}. \quad (3.27)$$

Since Eq. (P3.56) implies

$$V_{-j-3/2}(x) = - \int_x^1 V_0'(\xi) \left(\frac{2\xi}{\xi^2 + x_0^2}\right)^{j+3/2} d\xi, \quad (3.28)$$

one can easily show the sum in Eq. (3.27) gives

$$\psi_1(x, x_0) = -x_0 \int_x^1 \frac{V_0'(\xi)\xi}{\xi^2 + x_0^2} \sqrt{\frac{x\xi}{\xi^2 + x_0^2 - x\xi}} d\xi. \quad (3.29)$$

Similar manipulation with the function  $\psi_2$  gives the result

$$\psi_2(x, x_0) = -\frac{x_0}{2} \int_x^1 \frac{V_0'(\xi)\xi}{\xi^2 + x_0^2} \frac{\xi^2 + x_0^2 - 2x\xi}{\sqrt{x\xi(\xi^2 + x_0^2 - x\xi)}} d\xi. \quad (3.30)$$

Obviously, for the case with the distribution  $\mu_V$ , the corresponding spin structure functions read

$$g_j(x, Q^2) = w_{spin} \int \mu_V(x_0, Q^2) \psi_j(x, x_0) dx_0, \quad j = 1, 2. \quad (3.31)$$

Let us note, the structure functions  $F_2, F_{2val}, g_1, g_2$  are not independent, all of them are in the corresponding way generated by the distributions  $\mu_V$  and  $V_0$  (or, equivalently by  $\rho$ ).

7) Now, to make the construction suggested above applicable for some quantitative comparison with the experimental data, we have to use some reasonable, simple and sufficiently flexible parameterization for the unknown functions  $\mu_V$  and  $V_0$ . We suggest the following.

a) Normalized distribution  $\mu_V$  is assumed in the form

$$\mu_V(x_0, Q^2) = \frac{\Gamma(r+s+2)}{\Gamma(r+1)\Gamma(s+1)} \cdot x_0^r (1-x_0)^s, \quad 0 < x_0 < 1, \quad (3.32)$$

where the  $Q^2$ -dependence is involved in the parameters  $r, s$ .

b) For the function  $V_0'(x)x$  we shall use the parameterization suggested in Eqs. (Q2.34)-(Q2.38)

$$V_0'(x)x = \mp c_{norm} \cdot f(x, x_0), \quad f(x, x_0) \equiv \left[ (1-x) \left( 1 - \frac{x_0^2}{x} \right) \right]^{\alpha/2x_0}, \quad (3.33)$$

where the upper (lower) sign in the first relation refers to the region  $x > x_0$  ( $x < x_0$ ) and

$$c_{norm} = \left[ \int_{x_0}^1 f(x, x_0) \left( 1 - \frac{x_0^2}{x^2} \right) dx \right]^{-1}, \quad (3.34)$$

which follows e.g. from Eqs. (Q2.34), (P3.25). Now, apparently one has to accept the parameter  $\alpha \approx m / \langle E_{kin} \rangle$  depends on  $x_0$  as well. Let us consider the following. Sequence of the pictures in Fig. 1a can be understood as the pictures of the one and the same nucleon, but "seen with different resolutions" as outlined in Fig. 1b. Then, it is natural to assume the four-momentum  $P$  of the parton from some picture can be obtained from four-momenta  $p_\lambda$  of  $n$  partons in a picture more rightwards, representing the parton "seen with better resolution":

$$P = \sum_{\lambda} p_{\lambda}. \quad (3.35)$$

Obviously, the mean values satisfy

$$\langle P_0 \rangle = n \langle p_{\lambda 0} \rangle, \quad \left\langle \left| \vec{P} \right| \right\rangle = c_{corr} \cdot n \langle |\vec{p}_{\lambda}| \rangle, \quad 0 \leq c_{corr} \leq 1, \quad (3.36)$$

where  $c_{corr}$  equals 0(1) for the extreme case, when the motion of the partons in the corresponding subset is completely uncorrelated (correlated). The last relations imply the effective masses and kinetic energies obey

$$m(P) \geq n \cdot m(p), \quad \langle E_{kin}(P) \rangle \leq n \cdot \langle E_{kin}(p) \rangle, \quad (3.37)$$

which means the quantity  $\alpha$  is a non-decreasing function of  $x_0$ . In this moment we know nothing more about this function, in the next section we shall show a reasonable agreement with the experimental data can be obtained with

$$\alpha(x_0) = \alpha_1 (-\ln(x_0))^{-\alpha_2}. \quad (3.38)$$

Since we parameterize the function  $V'_0$  rather than the function  $\rho$ , it will be useful the quantity  $\bar{\epsilon}(x_0)$ , defined in Eq. (3.8) and afterwards entering the important Eq. (3.17), to express also in terms of  $V'_0$ . Obviously, using Eqs. (3.11) and (3.33) one gets

$$\begin{aligned} \bar{\epsilon}(x_0) &= \int \rho(\epsilon, x_0) \epsilon d\epsilon = - \int_{x_0}^1 V'_0(\xi) \xi \left( \xi + \frac{x_0^2}{\xi} \right) \frac{M}{2} \left( 1 - \frac{x_0^2}{\xi^2} \right) d\xi \\ &= c_{norm} \frac{M}{2} \int_{x_0}^1 f(\xi, x_0) \left( \xi - \frac{x_0^4}{\xi^3} \right) d\xi. \end{aligned} \quad (3.39)$$

Now, we can our results shortly summarize. If there are given some values of the free parameters  $c_q, a, r, s, \alpha_1, \alpha_2$ , then the corresponding proton and neutron structure functions can be directly calculated according to Eqs. (3.16), (3.17), (3.31), where the distribution  $\mu_V$  is given by Eq. (3.32), the function  $\bar{\epsilon}(x_0)$  by Eq. (3.39) with the use of Eqs. (3.33), (3.34), (3.38) and the functions  $\varphi, \psi_1, \psi_2$  are:

$$\varphi(x, x_0) = 2x^2 \int_x^1 \eta(\xi, x_0) d\xi, \quad (3.40)$$

$$\psi_1(x, x_0) = x_0 \int_x^1 \eta(\xi, x_0) \sqrt{\frac{x\xi}{\xi^2 + x_0^2 - x\xi}} d\xi, \quad (3.41)$$

$$\psi_2(x, x_0) = \frac{x_0}{2} \int_x^1 \eta(\xi, x_0) \frac{\xi^2 + x_0^2 - 2x\xi}{\sqrt{x\xi(\xi^2 + x_0^2 - x\xi)}} d\xi, \quad (3.42)$$

where

$$\eta(\xi, x_0) = c_{norm} \theta(\xi - x_0) \frac{f(\xi, x_0)}{\xi^2 + x_0^2}. \quad (3.43)$$

The last expression is calculated from Eqs. (3.33), (3.34) and (3.38) with the use of the step function  $\theta(y) = +1(-1)$  for  $y > 0$  ( $y < 0$ ).

## 4 Comparison with the experimental data

Now we shall try to compare our formulas for the structure functions with the existing data. We shall not attempt to make a consistent, global fit of the free parameters based on some rigorous fitting procedure, but only show the set of optimal parameters obtained by their tentative varying on the computer "by hand". Moreover, our constraint will be only agreement with the proton structure functions  $F_2$  and  $g_1$ . It means that the parameter  $a$ , controlling asymmetry between the proton and neutron spin functions, must be somehow fixed before the fitting. For the first approximation we use the  $SU(6)$  value,  $a = 2/3$  [see item 6c) in the previous section].

For a comparison with  $F_2$  we use the parameterizations of the world data suggested in [15] and [16], both taken for  $Q^2 = 10GeV^2$ . The data for  $g_1$  are taken over from the recent paper [16] of the SMC Collaboration. After some checking on the computer, the optimal set of the free parameters is considered:

$$c_q = 0.43, \quad r = -0.49, \quad s = 6.5, \quad \alpha_1 = 1.6, \quad \alpha_2 = 1.5 \quad (4.1)$$

Results of the calculation of the proton structure functions  $g_1$  and  $F_2$  with these parameters are shown in Figs. 2, 3 together with the data. Let us remark, the experimental points for  $g_1$  correspond to the values evolved in [16] to  $Q^2 = 10GeV^2$ . In the error bars all the quoted errors (statistical, systematic and those due to uncertainty of QCD evolution) are combined. Obviously, the agreement with the experimental data in both the figures can be considered very good, particularly if we take into account that our parameterization of the unknown distributions is perhaps the simplest possible and moreover, the parameters (4.1) still may not be optimal.

Now, having "tuned" the free parameters by the  $g_1$  and  $F_2$ , one can predict the remaining functions  $g_2$  and  $F_{2val}$ . The results are shown in Figs. 4, 5. Our  $xg_2$  surely does not contradict the experimental data [17], which are compatible with zero - with statistical errors substantially bigger, than the vertical range of the figure. But instead of the data, the comparison is done with Wandzura Wilczek [18] twist-2 term for  $xg_2^{WW}$ , which is evaluated in [17] from the corresponding  $g_1$ . It is obvious, that two completely different approaches give at least qualitatively very similar results. The proton valence function  $F_{2val}$  in Fig. 5 is compared with the corresponding combination of the distributions  $xu_V(x)$  and  $xd_V(x)$  obtained (for  $Q^2 = 4GeV$ ) in [19] by the standard global analysis:

$$F_{2val}(x) = \frac{8}{9}xu_V(x) + \frac{1}{9}xd_V(x), \quad \int u_V(x)dx = \int d_V(x)dx = 1. \quad (4.2)$$

Apparently, the agreement can be considered good. Nevertheless, let us note, a part of the difference between both the curves can be due to our simplification:  $u_V \approx d_V$ . On the other hand, the distributions of the  $u$ - and  $d$ -valence quarks are not equal and enter the functions  $g_1$  and  $F_{2val}$  with different weights, see Eqs. (3.22), (4.2). At the same time,

our prediction for  $F_{2val}$  is based on the combination valid for  $g_1$

$$a\frac{8}{9}u_V(x) + (1 - 2a)\frac{1}{9}d_V(x) \approx \frac{1 + 6a}{9}q_V(x), \quad (4.3)$$

which is related to  $F_{2val}$

$$\begin{aligned} F_{2val}(x) &\approx \frac{8}{9}xq_V(x) + \frac{1}{9}xq_V(x) = xq_V \approx \frac{9}{1 + 6a} \left( \frac{8}{9}xu_V(x) + \frac{1}{9}xd_V(x) \right) \\ &= \frac{16}{15}xu_V(x) - \frac{1}{15}xd_V(x) \end{aligned} \quad (4.4)$$

for our value  $a = 2/3$ . The last combination is also shown in the Fig. 5 and apparently gives a slightly better agreement with our simplified  $F_{2val}$ . In any case, one can note, that the two different procedures, the standard one (uses input on  $F_2, F_3^{\nu N} + \text{QCD}$ ) and our (uses input on  $F_2, g_1 + \text{our model}$ ) give a very similar picture of the function  $F_{2val}(x)$ , which is not directly measurable.

## 5 Discussion

Let us make a few comments on the obtained results. First of all, it should be pointed out, that our structure functions in Figs. 2-5 are calculated on the basis of very simple parameterization of the unknown distributions  $\mu(x_0)$  and  $V_0(x, x_0)$ , but on the other hand it is essential, that the contributions from the individual components of the quark distribution correctly take into account the intrinsic quark motion, which is particularly important for the spin structure function. The effect of this motion on  $g_1$  is demonstrated in Fig. Q1 and the fact, that we succeeded to achieve a good agreement with the data also in Fig. 2 is just thanks to this effect. For a better insight, how our structure functions are generated, in the Fig. 6 we have displayed the initial distribution function  $V_0(x, x_0)$  drawn for a few values  $x_0$ , together with the corresponding structure functions  $F_2, g_1, xg_2$ . The complete structure functions are their superpositions - weighted in the corresponding way with the use of the distribution  $\mu_V(x_0)$ .

Further, also some other assumptions of the model are possibly oversimplified, for a more precise calculation, at least some of them could be rightly modified - but at a price of introducing the additional free parameters. For example, the constant  $w_{sea}$  [see Eq. (3.13)] should take into account some suppression of the  $s$ -quarks [19] and probably should allow a weak dependence on  $x_0$ . Also for the constant  $c_q$  [see Eq. (3.5)] some  $x_0$ -dependence should be allowed. Concerning this constant, let us make one more comment. The standard global fit [19] suggests (at  $Q^2 = 10\text{GeV}^2$ ) the quarks carry  $\simeq 56\%$  of the nucleon energy and our fitted value  $c_q$  from the Eq. (3.5) is roughly 43%. This difference is mainly due to the different relations between the distribution and structure function in both the approaches, see Eqs. (P3.38), (P3.59). The second relation (valid for

a subset of quarks with effective mass  $x_0$ ), multiplied by  $x^2$  and then integrated by parts gives

$$\int_{x_0^2}^1 xF(x, x_0)dx = \frac{1}{4} \int_{x_0^2}^1 F_2(x, x_0) \left( 3 + \frac{x_0^2}{x^2} \right) dx, \quad (5.1)$$

which for the static quarks [ $F(x, x_0) \simeq F_2(x, x_0)/x \simeq \delta(x - x_0)$ , see discussion after Eq. (P3.59)] coincides with the standard relation. Nevertheless, generally both the relations imply different rate of the nucleon energy carried by quarks. One can check numerically that for our  $F_2(x, x_0)$  in a dominant region of  $x_0$  the term  $(x/x_0)^2$  in the integral (5.1) plays a minor role (see also Fig. 6, positions of the maxima of  $F_2$ 's are above the corresponding  $x_0$ , in particular for lower  $x_0$ ), so as a result we get 3/4 of the standard estimation of the quark contribution to the nucleon energy. This ratio agrees with the ratio obtained from the corresponding fits:  $3/4 \simeq 43\% / 56\%$ .

In the previous section we mentioned the effect of different shape of the  $u$ - and  $d$ -quark distributions. Also the result  $g_1^n(x) = 0$  following from Eq. (3.23) is a consequence of the simplifying assumptions  $u^n = d^n = u^p = d^p \equiv h$  and  $a = 2/3$ . A more general approach  $u \neq d$  would give

$$H^n(p_0) = \frac{4}{27} (-u^n(p_0) + d^n(p_0)) = \frac{4}{27} (-d^p(p_0) + u^p(p_0)), \quad (5.2)$$

so  $u \neq d$  implies  $H^n \neq 0$ . In fact, the global fit analysis proves, that  $d_{val}^p(x)$  is slightly "narrower" than  $u_{val}^p(x)$ . It means, considering very qualitatively, in accordance with the last equation, in the function  $g_1^n(x)$  the negative term should dominate for smaller  $x$ , which does not contradict the experimental data. Obviously, a proper accounting for the difference  $u \neq d$  into the model should enable to calculate consistently in a better approximation not only the proton and neutron structure functions  $F_2, g_1, g_2$ , but also the neutrino structure functions. Apparently then one could make a "super-global" fit covering the both unpolarized and polarized DIS data. As a result, the flavor-dependent quark distributions  $V_0(x, x_0)$  [or equivalently  $\rho(\epsilon, x_0)$ ] together with the corresponding effective mass distributions and the parameter  $a$  controlling the relative spin contribution of the  $u$ - and  $d$ -quarks, could be obtained.

Finally, let us point out, inclusion the spin structure function into the fit in our model enables to obtain some information about the distribution of the quark effective masses. Within our approach there are two distributions,  $\mu_V$  and  $\mu$ , relevant for the description of the quark effective masses in the nucleon. The extrapolation of our parameterization for the  $\mu$  distribution with the use of the relations  $\alpha \approx m / \langle E_{kin} \rangle$  and (3.9),(3.32),(3.38),(4.1) give for  $x_0 \rightarrow 0$  :

$$\mu(x_0) \sim \frac{\mu(x_0)}{\bar{\epsilon}(x_0)} \rightarrow \frac{x_0^r}{Mx_0 + \langle E_{kin} \rangle} \rightarrow \frac{x_0^{-1.49}}{|\ln x_0|^{1.5}}, \quad (5.3)$$

which implies the extrapolated  $\mu$  is not integrable in this limit. On the other hand, the basic distribution  $\mu_V$ , parameterized by Eq. (3.32) with the  $r, s$  from the set (4.1) and

with the use of the known relation  $z\Gamma(z) = \Gamma(z + 1)$  can give an estimate of the mean value:

$$\langle x_0 \rangle_V = \frac{r + 1}{r + s + 2} \simeq 0.064, \quad (5.4)$$

i.e.  $\langle m \rangle \simeq 60 MeV$  for  $Q^2 = 10 GeV^2$ . The corresponding kinetic term calculated as

$$\langle E_{kin} \rangle_V = \int \mu_V(x_0)(\bar{\epsilon}(x_0) - Mx_0)dx_0 \quad (5.5)$$

gives a similar number ( $\simeq 60 MeV$ ). Let us recall, these numbers are related to the valence quark term. The  $Q^2$ -dependence is involved only in the distribution  $\mu_V(x_0, Q^2)$ , i.e. in our parameterization (3.32) only via the powers  $r(Q^2), s(Q^2)$ . It follows, the structure functions, which enhance in a low- $x$  region for increasing  $Q^2$ , must be generated by the distribution  $\mu_V(x_0, Q^2)$  in which the mean effective mass  $\langle x_0 \rangle_V$  drops for increasing  $Q^2$  - in the qualitative agreement with an intuitive expectation.

## 6 Summary

In the present paper, with the use of the results obtained in the preceding ones [5],[6], we proposed an alternative covariant formulation of the QPM. The initial postulates of the standard and our approach are basically the same, despite of that the relations between the structure and distribution functions obtained in both the approaches are not identical. It is due to the fact, that in the standard approach the intrinsic quark motion is effectively suppressed by the use of the approximation  $p_\mu = xP_\mu$ . On the other hand, we have shown the master equations can be solved without the use of this approximation, so in the corresponding solution the quark intrinsic motion is consistently taken into account. On the basis of the obtained relations (a priori valid for the version of naive QPM - with non-static quarks on mass shell) we propose the model, in which the distributions  $(\mu_V, V_0)$  reflecting the parton dynamics are introduced with some free parameters. With the use of this model we calculated simultaneously the proton structure functions  $F_2, F_{2val}, g_1, g_2$ , assuming only the valence quarks term contributes to the proton spin. By a comparison with the data on  $F_2, g_1$  ( $Q^2 = 10 GeV^2$ ) we fix the free parameters and then on the basis of these parameters the functions  $F_{2val}$  and  $g_2$  are predicted. We found out:

1) Both the unpolarized structure functions are well reproduced by the model. The comparison is done with the data on  $F_2$  and with the  $F_{2val}$  obtained from the standard global analysis data.

2) At the same time, the model well agrees with the data on  $g_1$ . The calculated  $g_2$  does not contradict the existing experimental data as well, but since in the data there are still rather big statistical errors, it is hard to say more.

3) Analysis of the fixed parameters within our approach suggests:

i) The quarks carry less the proton energy (almost by the factor 3/4), than estimated from the standard analysis.



ii) The average effective mass related to the valence quark term can be roughly  $60MeV$  and a similar energy can be ascribed to the corresponding motion.

So on the end we can underline the proposed model offers apart of the other results also the consistent explanation, why the experimentally measured proton spin function  $g_1$  is less, than it is predicted in the standard approach based on the QCD improved QPM.

## 7 Appendix

In this appendix we shall explain in more detail, that approximation (1.1) is sufficiently correct for the purpose of this paper. Structure functions given by Eqs. (P3.52), (P3.47) and (Q2.13), (Q2.14) are given by the integrals of the form

$$\int K(p_0, p_1) \delta\left(\frac{pq}{M\nu} - x\right) d^3p, \quad p_0^2 = p_1^2 + p_2^2 + p_3^2 + m^2, \quad x = \frac{Q^2}{2M\nu}. \quad (7.1)$$

In accordance with Eqs. (P2.8)-(P2.13) one can express

$$\frac{pq}{M\nu} = \frac{p_0 + p_1}{M} + \frac{p_1}{k_0}x - \frac{p_T}{M} \sqrt{\left(\frac{4M^2}{Q^2} - \frac{M^2}{k_0^2}\right)x^2 - \frac{2M}{k_0}x \cos \varphi} \quad (7.2)$$

and if one assumes  $k_0 \gg M$ , then the second term can be neglected and after introducing the variables  $p_T, \varphi$

$$p_2 = p_T \cos \varphi, \quad p_3 = p_T \sin \varphi; \quad d^3p = dp_1 p_T dp_T d\varphi \quad (7.3)$$

the integral (7.1) reads

$$I(x, a) = \int K(p_0, p_1) \delta\left(\frac{p_0 + p_1}{M} - ap_T \cos \varphi - x\right) dp_1 p_T dp_T d\varphi, \quad (7.4)$$

where

$$a = \frac{1}{M} \sqrt{\left(\frac{4M^2}{Q^2} - \frac{M^2}{k_0^2}\right)x^2 - \frac{2M}{k_0}x}. \quad (7.5)$$

Obviously, our approximation (1.1) used in Eqs. (P3.53) and (Q2.15) corresponds to  $a = 0$  i.e.  $Q^2 \rightarrow \infty$  and now we shall try to estimate the effect of the finite  $Q^2$  in Eq. (7.4). First, we shall integrate over  $p_1$  using the rule

$$\delta(f(x)) dx = \sum_j \frac{\delta(x - x_j)}{f'(x_j)} dx, \quad f(x_j) = 0, \quad (7.6)$$

which with (just one  $p_1$ ) root in the argument of the  $\delta$ -function in Eq. (7.4) gives

$$\delta\left(\frac{p_0 + p_1}{M} - ap_T \cos \varphi - x\right) dp_1 = \frac{\mathbf{p}_0}{x + ap_T \cos \varphi} \delta(p_1 - \mathbf{p}_1) dp_1, \quad (7.7)$$

where

$$\mathbf{p}_0 = \frac{1}{2} \left[ M(x + ap_T \cos \varphi) + \frac{m^2 + p_T^2}{M(x + ap_T \cos \varphi)} \right], \quad (7.8)$$

$$\mathbf{p}_1 = \frac{1}{2} \left[ M(x + ap_T \cos \varphi) - \frac{m^2 + p_T^2}{M(x + ap_T \cos \varphi)} \right]. \quad (7.9)$$

Now the integral (7.4) can be expressed

$$I(x, a) = \int K(\mathbf{p}_0, \mathbf{p}_1) \frac{\mathbf{p}_0}{x + ap_T \cos \varphi} p_T dp_T d\varphi. \quad (7.10)$$

The upper limit of  $p_T$  can be with the use of Eq. (P3.11) calculated from the equation

$$\mathbf{p}_0 = E_{\max} = \frac{M}{2} (1 + x_0^2), \quad x_0 = m/M, \quad (7.11)$$

which implies the equation

$$Ap_T^2 + Bp_T + C = 0, \quad (7.12)$$

where

$$A = 1 + M^2 a^2 \cos^2 \varphi, \quad B = 2Ma \cos \varphi (xM - E_{\max}), \quad C = -M^2 (1 - x)(x - x_0^2) \quad (7.13)$$

and correspondingly

$$p_{T \max} = \frac{-B \pm \sqrt{B^2 - 4AC}}{2A}. \quad (7.14)$$

Since one requires  $p_T \geq 0$  and obviously we have  $A > 0$ ,  $C \leq 0$  in our region  $x_0^2 \leq x \leq 1$ , so only the upper sign root is acceptable. For  $Q^2 \rightarrow \infty$  this root reads

$$p_{T \max} = M \sqrt{(1 - x)(x - x_0^2)} \quad (7.15)$$

in accordance with Eq. (P2.19). The integral (7.10) can be now expressed

$$I(x, a) = \int_0^{2\pi} \int_0^{p_{T \max}(x, a \cos \varphi)} L(x + ap_T \cos \varphi, p_T) dp_T d\varphi, \quad (7.16)$$

where

$$L(x + ap_T \cos \varphi, p_T) = K(\mathbf{p}_0, \mathbf{p}_1) \frac{\mathbf{p}_0 p_T}{x + ap_T \cos \varphi}. \quad (7.17)$$

Now, using the rule for differentiation of the integral

$$f(t) = \int_0^{g(t)} h(z, t) dz \Rightarrow \frac{df}{dt} = \int_0^{g(t)} \frac{\partial h(z, t)}{\partial t} dz + h(g(t), t) \frac{dg}{dt} \quad (7.18)$$

and taking into account our integrated function vanishes at the boundary of phase space,  $L(x + ap_{T \max} \cos \varphi, p_{T \max}) = 0$ , then the second term in the last equation equals zero and the integral (7.16) can be expanded

$$I(x, a) = \sum_{j=0}^{\infty} \frac{\partial^j I(x, a)}{\partial a^j} \Big|_{a=0} \frac{a^j}{j!}, \quad (7.19)$$

where

$$\frac{\partial^j I(x, a)}{\partial a^j} \Big|_{a=0} = \int_0^{2\pi} \int_0^{p_{T \max}(x, a \cos \varphi)} \frac{\partial^j L(x + ap_T \cos \varphi, p_T)}{\partial a^j} \Big|_{a=0} dp_T d\varphi. \quad (7.20)$$

At the same time, one can write

$$\int_0^{2\pi} \int_0^{p_{T \max}(x, a \cos \varphi)} \frac{\partial^j L}{\partial a^j} \Big|_{a=0} dp_T d\varphi = \int_0^{2\pi} \int_0^{p_{T \max}(x, a \cos \varphi)} \frac{\partial^j L}{\partial x^j} \Big|_{a=0} (p_T \cos \varphi)^j dp_T d\varphi \quad (7.21)$$

i.e. the  $j$ -odd terms vanish, so the difference  $I(x, a) - I(x, 0)$  can be estimated by an expression of the magnitude of the second order in the parameter  $a$ . Quantitatively, this magnitude depends on the actual shape of the function  $K$ . So let us now calculate the integral (7.16) for the functions  $V_0, F_2, g_1, g_2$  in accordance with the parameterization used in this and the previous paper. First of all, one has to replace the parameterized distribution function  $V_0(x)dx$  by the corresponding  $G(p_0)d^3p$ . The equations (Q2.34), (Q2.37) and (Q2.38) imply

$$P(p_0) \sim \left[ (1-x) \left( 1 - \frac{x_0^2}{x} \right) \right]^{\alpha/2x_0}, \quad p_0 = \frac{M}{2} \left( 1 + \frac{x_0^2}{x} \right), \quad (7.22)$$

which gives

$$P(p_0) \sim \left( 1 + x_0^2 - \frac{2p_0}{M} \right)^{\alpha/2x_0} \sim \left( 1 - \frac{p_0}{E_{\max}} \right)^{\alpha/2x_0}, \quad E_{\max} = \frac{M}{2} (1 + x_0^2). \quad (7.23)$$

Normalization factor is calculated by integration

$$N = \int_m^{E_{\max}} \left( 1 - \frac{p_0}{E_{\max}} \right)^{\alpha/2x_0} dp_0 = \frac{M}{2} \frac{1 + x_0^2}{\alpha/2x_0 + 1} \left( \frac{(1-x_0)^2}{1+x_0^2} \right)^{\alpha/2x_0+1}. \quad (7.24)$$

The distribution  $P(p_0)dp_0$  is related to the distribution  $G(p_0)d^3p$  by Eq. (P3.14), so we obtain

$$G(p_0) = \frac{1}{N} \frac{(1 - p_0/E_{\max})^{\alpha/2x_0}}{4\pi p_0 m \sqrt{(p_0/m)^2 - 1}}, \quad (7.25)$$

where  $\alpha$  is for the numerical calculation parameterized in accordance with Eqs. (3.38) and (4.1). Now, the integrals corresponding to the functions  $V_0, F_2, g_1, g_2$  could be calculated without approximation (1.1). In an accordance with Eqs. (P3.47), (P3.52), (Q2.17), (Q2.18) one has to compute

$$V_0(x, x_0) = \int G(p_0) \delta\left(\frac{pq}{M\nu} - x\right) d^3p, \quad (7.26)$$

$$F_2(x, x_0) = x^2 M \int G(p_0) \delta\left(\frac{pq}{M\nu} - x\right) \frac{d^3p}{p_0}, \quad (7.27)$$

$$g_1(x, x_0) = w_{spin} \frac{m}{2} \int G(p_0) \frac{p_0 + p_1}{\sqrt{p_0^2 - p_1^2}} \delta\left(\frac{pq}{M\nu} - x\right) \frac{d^3p}{p_0}, \quad (7.28)$$

$$g_2(x, x_0) = -w_{spin} \frac{m}{2} \int G(p_0) \frac{p_1}{\sqrt{p_0^2 - p_1^2}} \delta\left(\frac{pq}{M\nu} - x\right) \frac{d^3p}{p_0}, \quad (7.29)$$

where  $w_{spin}$  is the factor given by Eq. (3.24). The last integrals are the special cases of the integral (7.1), so they can be rewritten in the form of Eq. (7.16) allowing an easy numerical calculation

$$V_0(x, x_0) = \int_0^{2\pi} \int_0^{p_T \max(x, a \cos \varphi)} G(\mathbf{p}_0) \frac{\mathbf{p}_0 p_T}{x + a p_T \cos \varphi} dp_T d\varphi, \quad (7.30)$$

$$F_2(x, x_0) = x^2 M \int_0^{2\pi} \int_0^{p_T \max(x, a \cos \varphi)} G(\mathbf{p}_0) \frac{p_T}{x + a p_T \cos \varphi} dp_T d\varphi, \quad (7.31)$$

$$g_1(x, x_0) = w_{spin} \frac{m}{2} \int_0^{2\pi} \int_0^{p_T \max(x, a \cos \varphi)} G(\mathbf{p}_0) \frac{\mathbf{p}_0 + \mathbf{p}_1}{\sqrt{\mathbf{p}_0^2 - \mathbf{p}_1^2}} \frac{p_T}{x + a p_T \cos \varphi} dp_T d\varphi, \quad (7.32)$$

$$g_2(x, x_0) = -w_{spin} \frac{m}{2} \int_0^{2\pi} \int_0^{p_T \max(x, a \cos \varphi)} G(\mathbf{p}_0) \frac{\mathbf{p}_1}{\sqrt{\mathbf{p}_0^2 - \mathbf{p}_1^2}} \frac{p_T}{x + a p_T \cos \varphi} dp_T d\varphi, \quad (7.33)$$

where quantities  $G$ ,  $a$ ,  $\mathbf{p}_0$ ,  $\mathbf{p}_1$ ,  $p_{T\max}$  are given by Eqs. (7.25), (7.5), (7.8), (7.9), (7.14) respectively. These functions  $F_2, g_1, g_2$  could replace the functions (3.11), (3.24) used in the present paper. In the Fig. 7 we have shown the results of numerical calculation of the functions (7.30) - (7.33) for  $a = 0$ , which is equivalent to the approximation (1.1) and for  $a > 0$ , corresponding to  $Q^2 = 3GeV^2/c^2$  and  $k_0 \rightarrow \infty$ . The curves  $a = 0$  also correspond to the results of calculation in Fig. 6 based on Eqs. (3.33) and (3.40) - (3.43). The figures suggest convincingly, that the effect of finite  $Q^2$  even for its rather low value, can play some role in our integrals (7.30) - (7.33) only for the higher effective masses ( $x_0 \simeq 0.5$ ), which are in our approach evidently on the tail of the mass distribution  $\mu_V(x_0)$ . It means, that the approximation (1.1) is for the purpose of our model fully acceptable.

## References

- [1] *Proceedings of the XXIX International Conference on High Energy Physics (ICHEP98)*, UBC, Vancouver, B.C. Canada, July 23-29, 1998.
- [2] *Proceedings of the 6th International Workshop on Deep Inelastic Scattering and QCD - DIS98*, Brussels, Belgium, April 4-6, 1998.
- [3] M. Anselmino, A. Efremov, F. Leader, Phys. Rep. **261**, 1 (1995).
- [4] Hai-Yang Cheng, Int. J. Mod. Phys. A **11**, 5109 (1996).
- [5] P. Zavada, Phys. Rev. **D55**, 4290 (1997).
- [6] P. Zavada, Phys. Rev. **D56**, 5834 (1997).
- [7] Bo-Qiang Ma, J. Phys. G: Nucl. Part. Phys. **17**, L53 (1991).
- [8] Bo-Qiang Ma and Qi-Ren Zhang, Z. Phys. **C 58**, 479 (1993).
- [9] Bo-Qiang Ma, Phys. Lett. **B 375**, 320 (1996).
- [10] Bo-Qiang Ma, *Proceedings of the 3rd Workshop on Diquarks, Torino, Italy, October 28-30, 1996*; (World Sci.), edited by M. Anselmino and E. Predazzi (in press).
- [11] Liang Zuo-tang and R. Rittel, Mod. Phys. Lett. **A12**, 827 (1997).
- [12] J.D. Jackson, G.G. Ross, R.D. Roberts, Phys. Lett. **B226**, 159 (1989).
- [13] J.B. Bjorken, Phys. Rev. **148**, 1467 (1966); *ibid.* **D1**, 1376 (1970).
- [14] J. Ellis and R.L. Jaffe, Phys. Rev. **D9**, 1444 (1974); *ibid.* **D10**, 1669 (1974).
- [15] H1 Collaboration (T. Ahmed *et al.*) Nucl. Phys. **B439**, 471 (1995).

- [16] SMC Collaboration (B. Adeva *et al.*) Phys. Lett. **B412**, 414 (1997).
- [17] SMC Collaboration (D. Adams *et al.*) Phys. Rev. **D56**, 5330 (1997).
- [18] S. Wandzura and W. Wilczek, Phys. Lett. **B72**, 195 (1977).
- [19] A.D. Martin, W.J. Stirling, R.G. Roberts, Phys. Rev. **D50**, 6734 (1994).

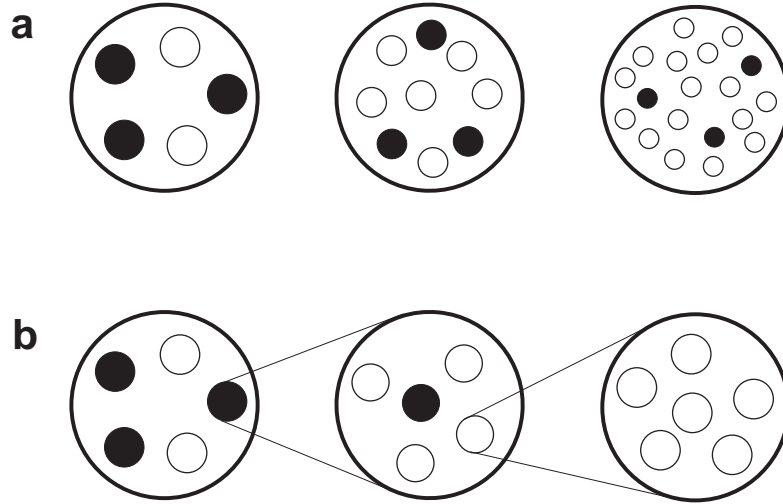


Figure 1: Nucleon consisting of the valence and sea quarks - with different resolutions, see text.

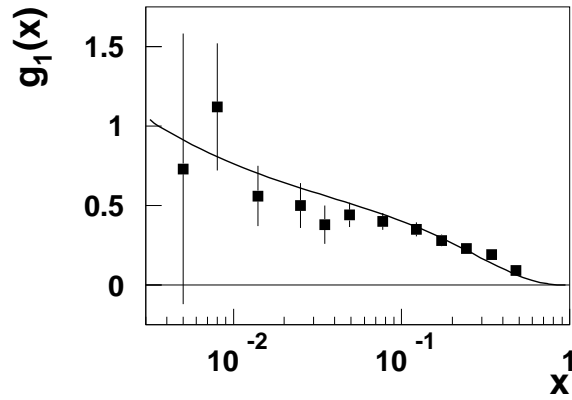


Figure 2: Proton spin structure function  $g_1(x)$  at  $Q^2 = 10\text{GeV}^2$ . The points represent experimental data [16], the curve is the result of our calculation.

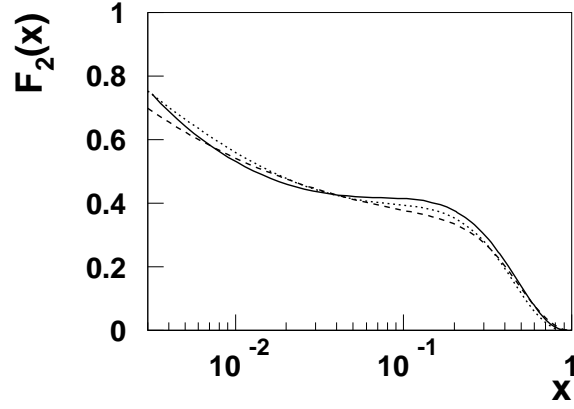


Figure 3: Proton structure function  $F_2(x)$  at  $Q^2 = 10\text{GeV}^2$ . The dotted and dashed curves represent the fits of the experimental data suggested in [15] and [16]. The full curve is the result of our calculation.

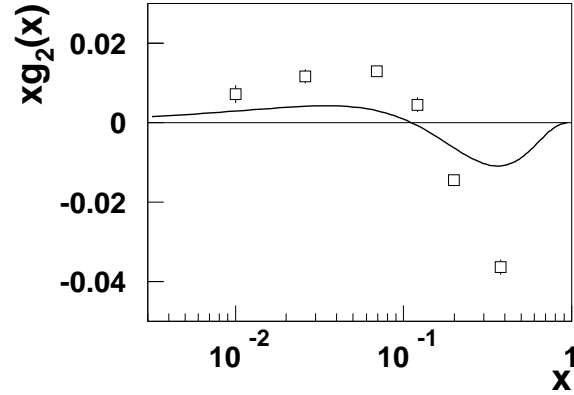


Figure 4: Proton structure function  $xg_2(x)$  at  $Q^2 = 10\text{GeV}^2$ . The points represent the term  $xg_2^{WW}(x)$  (see text), the curve is the result of our calculation.



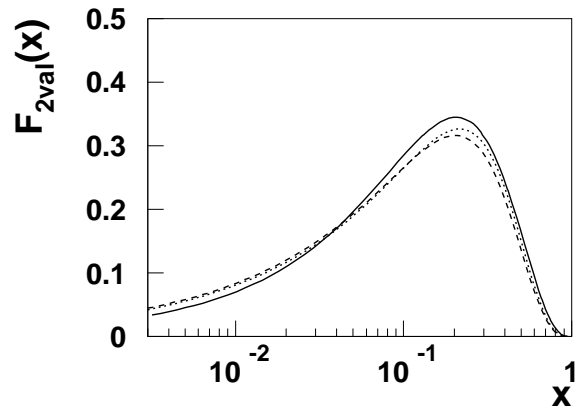


Figure 5: Proton structure function  $F_{2val}(x)$ . The dashed and dotted curves represent the functions based on the standard global analysis according to the relations (4.2) and (4.4), see text. The full curve is the result of our calculation.

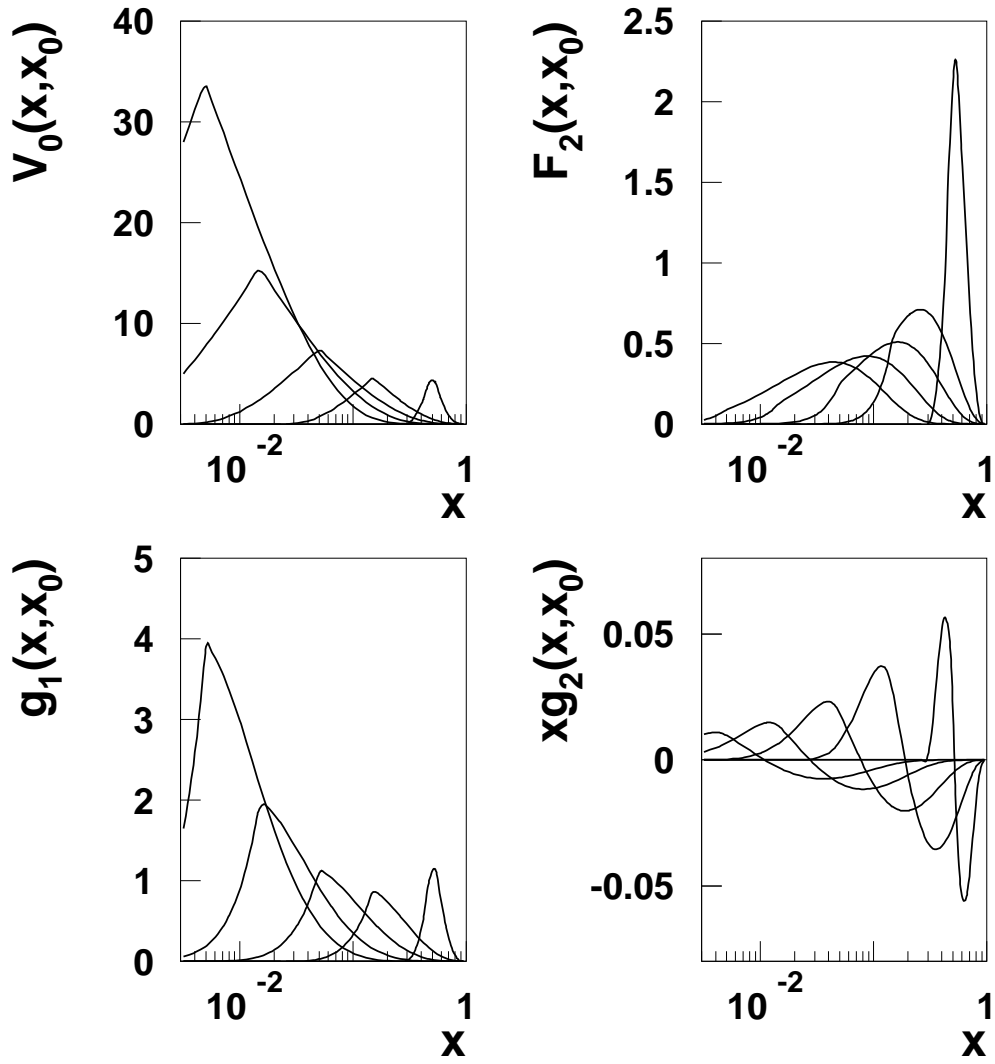


Figure 6: Distribution functions  $V_0(x, x_0)$  drawn for  $x_0 = 0.005, 0.015, 0.05, 0.15, 0.5$  and the structure functions generated correspondingly. The calculation is based on the Eqs. (3.33), (3.11), (3.29) and (3.30).

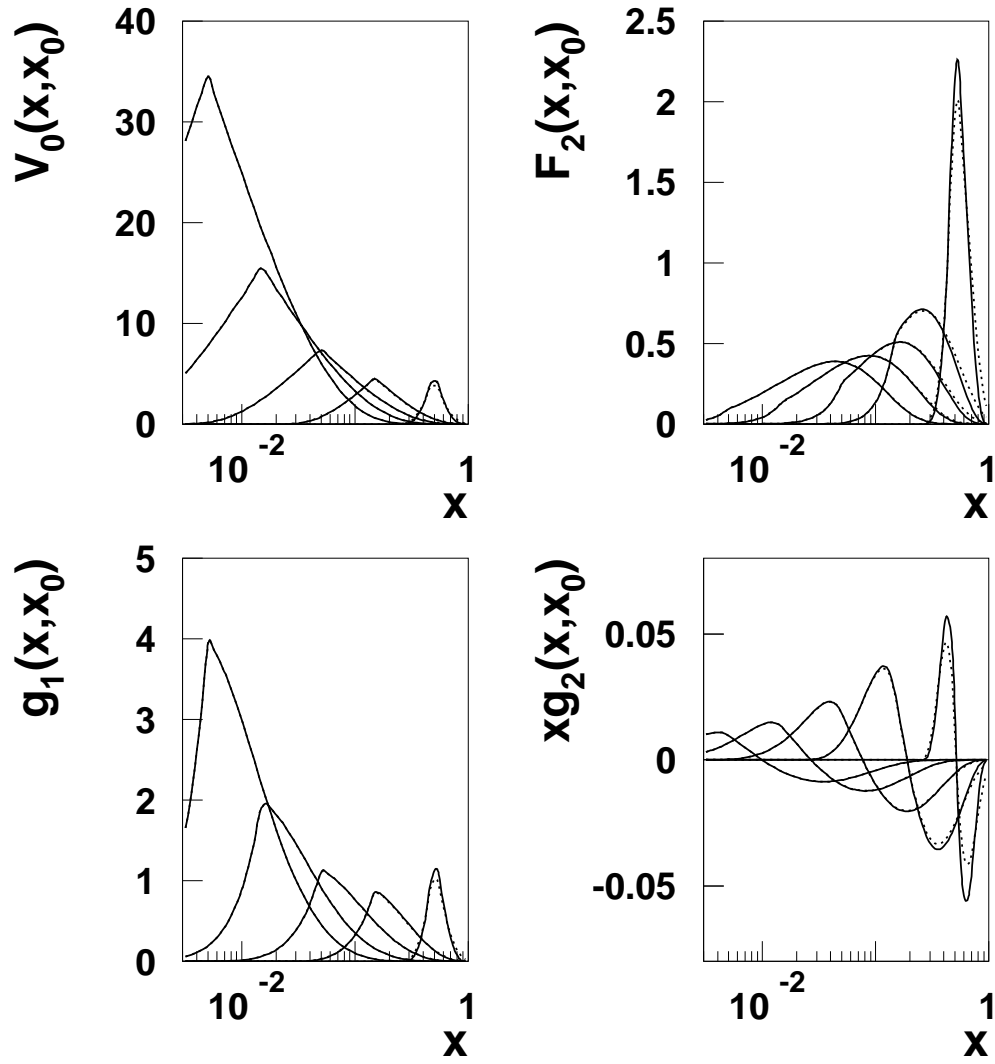


Figure 7: Distribution functions  $V_0(x, x_0)$  and the corresponding structure functions drawn for  $x_0 = 0.005, 0.015, 0.05, 0.15, 0.5$ . The functions are calculated according to Eqs. (7.30) - (7.33) for  $Q^2 \rightarrow \infty$  (full lines) and  $Q^2 = 3 \text{ GeV}^2/c^2$  (dotted lines).