

New type of pion interferometry formula

Q. H. Zhang

Institut für Theoretische Physik, Universität Regensburg, D-93040 Regensburg, Germany
(August 12, 2021)

New type of pion interferometry formulas is derived, in which not only the correlator but also the pion multiplicity is taken consideration. The method to get information about initial emission probability of the unsymmetrized Bosons is given.

PACS numbers: 25.75. -q, 25.70. Pq, 25.70 Gh.

Two-particle Bose-Einstein(BE) interferometry as a method to obtain information on the space-time geometry and dynamics of high energy collisions has recently received intensive theoretical and experimental attention [1]. However the old, widely used, two-pion interferometry formula has the shortcoming in that it does not take into account of multipion BE symmetrization effects, which have aroused great interests among physicists in the field of high energy physics [2–19] and statistical physics [20]. In this letter, we derive a new multipion interferometry formula which is determined not only by the correlator, but also explicitly by the pion multiplicity distribution. The main results of the letter are summarized as follows: (1) If the bosons are emitted independently [19] and only BE symmetrization effects are present, the standard two-particle and higher-order interferometry formulas are reproduced. (2) If the bosons are not emitted independently(i.e., they are correlated even without BE symmetrization), then these initial correlation will lead to a new pion interferometry formula which depends on the initial emission probability of the unsymmetrized Boson explicitly. (3) One can get information about initial emission probability of the unsymmetrized Boson through the study of the two-pion interferometry.

The multipion pion state can be written down as

$$|\phi\rangle = \sum_{n=0}^{\infty} a_n |n\rangle, \quad (1)$$

where a_n is a parameter connected with the pion multiplicity distribution. $|n\rangle$ is the n -pion state which can be expressed as

$$|n\rangle = \frac{(\int d\mathbf{p} \int j(x) a^+(\mathbf{p}) \exp(ip \cdot x))^n}{n!} |0\rangle. \quad (2)$$

Here $a^+(\mathbf{p})$ is the pion-creation operator and $j(x)$ is the pion current which can be expressed as:

$$j(x) = \int d^4y d^4p j(y, p) \gamma(y) \exp(-ip(x - y)), \quad (3)$$

where $j(y, p)$ is the probability amplitude of finding a pion with momentum p , emitted by the emitter at y .

$\gamma(y) = \exp(i\phi(y))$ is a random phase factor which has been extracted from $j(y, p)$. All emitters are uncorrelated in coordinate space when assuming [11]:

$$\{\gamma^*(x)\gamma(y)\} = \delta^4(x - y). \quad (4)$$

Here $\{\dots\}$ means phase average. Eq.(4) corresponds to the assumption that the source is totally chaotic. If the source is totally coherent we have

$$\phi(x) = 0, \quad \gamma(x) = 1. \quad (5)$$

According to Eq.(1), the normalized pion multiplicity distribution can be expressed as

$$P(n) = \frac{|a_n|^2 \{\langle n|n\rangle\}}{\sum_{n=0}^{\infty} |a_n|^2 \{\langle n|n\rangle\}} \quad (6)$$

and the n pion inclusive distribution reads

$$\begin{aligned} N_i(\mathbf{p}_1, \dots, \mathbf{p}_i) &= \frac{1}{\sigma} \frac{d\sigma}{d\mathbf{p}_1 d\mathbf{p}_2 \dots d\mathbf{p}_i} \\ &= \frac{\{\langle \phi | a^+(\mathbf{p}_1) \dots a^+(\mathbf{p}_i) a(\mathbf{p}_i) \dots a(\mathbf{p}_1) | \phi \rangle\}}{\{\langle \phi | \phi \rangle\}} \end{aligned} \quad (7)$$

with

$$\int \prod_{k=1}^i d\mathbf{p}_k N_i(\mathbf{p}_1, \dots, \mathbf{p}_i) = \langle n(n-1) \dots (n-i+1) \rangle. \quad (8)$$

$N_i(\mathbf{p}_1, \dots, \mathbf{p}_i)$ can be interpreted as the probability of finding i pions with momentum $\mathbf{p}_1, \dots, \mathbf{p}_i$ in a *given event*. Then the i pion correlation function reads [21,22]:

$$C_i(\mathbf{p}_1, \dots, \mathbf{p}_i) = \frac{N_i(\mathbf{p}_1, \dots, \mathbf{p}_i)}{\prod_{j=1}^i N_1(\mathbf{p}_j)}. \quad (9)$$

In the following we study first multipion BE correlation effects on pion multiplicity distribution. Then we will derive a new type n pion correlation formula which depends not only on the correlator but also explicitly on the pion multiplicity distribution. Finally we will study multipion BE correlation effects on two pion interferometry.

If $a_n = 1, n \in (0, \infty)$ in Eq.(1) and the source is totally coherent, then we have

$$\{\langle n|n\rangle\} = \frac{n_0^n}{n!} \quad (10)$$

with

$$n_0 = \int |\tilde{j}(\mathbf{p})|^2 d\mathbf{p}, \quad \tilde{j}(\mathbf{p}) = \int j(x) \exp(ipx) d^4x. \quad (11)$$

The normalized unsymmetrized pion multiplicity distribution for above source can be expressed as (using Eq.(6))

$$P(n) = \frac{n_0^n}{n!} \exp(-n_0). \quad (12)$$

If $a_n = n!^{1/4}$, $n \in (0, \infty)$ and the source is coherent then we have

$$P(n) = \left(\sum_{n=0}^{\infty} \frac{n_0^n}{\sqrt{n!}} \right)^{-1} \cdot \frac{n_0^n}{\sqrt{n!}}. \quad (13)$$

If $a_n = n!^{-1/8}$, $n \in (0, \infty)$ and the source is coherent then we have

$$P(n) = \left(\sum_{n=0}^{\infty} \frac{n_0^n}{n!^{1.25}} \right)^{-1} \cdot \frac{n_0^n}{n!^{1.25}}. \quad (14)$$

In the following, the above three states (corresponding to different choices of a_n) will be denoted as D1, D2 and D3 respectively. Here D1 corresponds to the case where the pions are emitted independently while D2 and D3 correspond to the case in which the pions are not emitted independently, even without BE symmetrization. In the following we will study multipion BE correlation effects on pion multiplicity distribution. Using the notation $\omega(n) = \langle n | n \rangle$ and assuming the source is totally chaotic, we find [5]

$$\omega(n) = \frac{1}{n} \sum_{i=1}^n \omega(n-i) \int d\mathbf{p} G_i(\mathbf{p}, \mathbf{p}), \quad (15)$$

with

$$G_i(\mathbf{p}, \mathbf{q}) = \int \rho(\mathbf{p}, \mathbf{p}_1) d\mathbf{p}_1 \rho(\mathbf{p}_1, \mathbf{p}_2) \cdots d\mathbf{p}_{i-1} \rho(\mathbf{p}_{i-1}, \mathbf{q}). \quad (16)$$

Where $\rho(\mathbf{p}, \mathbf{q})$ is the Fourier transformation of the source distribution $g(x, K)$,

$$\rho(\mathbf{p}, \mathbf{q}) = \int g(x, \frac{p+q}{2}) \exp(ip-q)x d^4x. \quad (17)$$

We assume the source distribution as

$$g(\mathbf{r}, t, \mathbf{p}) = n_0 \cdot \left(\frac{1}{\pi R^2} \right)^{3/2} \exp\left(-\frac{\mathbf{r}^2}{R^2}\right) \delta(t) \left(\frac{1}{2\pi \Delta^2} \right)^{3/2} \exp\left(-\frac{\mathbf{p}^2}{2\Delta^2}\right). \quad (18)$$

Here n_0 is a parameter. Using this source distribution, we can study multipion BE correlations effects on the pion multiplicity distribution, pion spectrum distribution and two-pion interferometry since $G_i(\mathbf{p}, \mathbf{q})$ can be calculated

by recurrence relations [4,5] or analytically [9,10]. Multipion BE correlation effects on the pion multiplicity distribution are shown in Fig.1. One clearly sees that BE symmetrization shift the pion multiplicity distributions of D1, D2 and D3 to the right side. The unsymmetrized pion multiplicity distribution for D1, D2 and D3 are also shown in Fig.1.

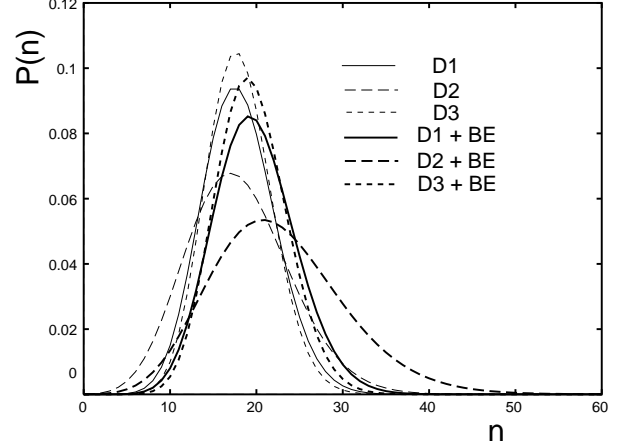


FIG. 1. Multipion BE correlation effects on pion multiplicity distribution. The thin solid line, dashed line and dotted line correspond to the unsymmetrized pion multiplicity distribution of states D1, D2 and D3 respectively. The input values of n_0 for D1, D2 and D3 are 18, 4.183 and 37.38 which ensure the mean unsymmetrized pion multiplicity $\langle n \rangle_{D1} = \langle n \rangle_{D2} = \langle n \rangle_{D3} = 18$. The wider solid line, dashed line and dotted line correspond to the BE symmetrization effects on D1, D2 and D3 respectively. The input values of R and Δ are 5.3 fm and 0.18 GeV.

According to Eq.(7), the one-pion inclusive distribution reads:

$$N_1(\mathbf{p}_1) = \frac{\langle \phi | a^+(\mathbf{p}_1) a(\mathbf{p}_1) | \phi \rangle}{\langle \phi | \phi \rangle} = \frac{\sum_{n=0}^{\infty} |a_n|^2 \langle n | a^+(\mathbf{p}_1) a(\mathbf{p}_1) | n \rangle}{\sum_{n=0}^{\infty} |a_n|^2 \omega_n}. \quad (19)$$

Similar to Ref. [5], one can obtain the following relation

$$\langle n | a^+(\mathbf{p}_1) a(\mathbf{p}_1) | n \rangle = \sum_{i=1}^n \omega(n-i) G_i(\mathbf{p}_1, \mathbf{p}_1), \quad (20)$$

the one-pion inclusive distribution can be expressed as:

$$N_1(\mathbf{p}) = \frac{\sum_{n=1}^{\infty} |a_n|^2 \sum_{i=1}^n \omega(n-i) G_i(\mathbf{p}, \mathbf{p})}{\sum_{n=0}^{\infty} |a_n|^2 \omega(n)}. \quad (21)$$

The two-pion inclusive distribution can be expressed as

$$N_2(\mathbf{p}_1, \mathbf{p}_2) = \frac{\langle \phi | a^+(\mathbf{p}_1) a^+(\mathbf{p}_2) a(\mathbf{p}_2) a(\mathbf{p}_1) | \phi \rangle}{\langle \phi | \phi \rangle} = \frac{\sum_{n=0}^{\infty} |a_n|^2 \langle n | a^+(\mathbf{p}_1) a^+(\mathbf{p}_2) a(\mathbf{p}_2) a(\mathbf{p}_1) | n \rangle}{\sum_{n=0}^{\infty} |a_n|^2 \omega_n}. \quad (22)$$

Using the relationship [5]

$$\{\langle n|a^+(\mathbf{p}_1)a^+(\mathbf{p}_2)a(\mathbf{p}_2)a(\mathbf{p}_1)|n\rangle\} = \sum_{i=2}^n \sum_{m=1}^{i-1} [G_m(\mathbf{p}_1, \mathbf{p}_1) G_{i-m}(\mathbf{p}_2, \mathbf{p}_2) + G_m(\mathbf{p}_1, \mathbf{p}_2) G_{i-m}(\mathbf{p}_2, \mathbf{p}_1)] \omega(n-i), \quad (23)$$

the two-pion inclusive distribution reads

$$N_2(\mathbf{p}_1, \mathbf{p}_2) = \frac{1}{\sum_{n=0}^{\infty} |a_n|^2 \omega(n)} \sum_{n=2}^{\infty} |a_n|^2 \sum_{i=2}^n \sum_{m=1}^{i-1} [G_m(\mathbf{p}_1, \mathbf{p}_1) G_{i-m}(\mathbf{p}_2, \mathbf{p}_2) + G_m(\mathbf{p}_1, \mathbf{p}_2) G_{i-m}(\mathbf{p}_2, \mathbf{p}_1)] \omega(n-i). \quad (24)$$

It can be proved that the k -pion inclusive distribution can be expressed as

$$\begin{aligned} N_k(\mathbf{p}_1, \dots, \mathbf{p}_k) &= \frac{1}{\sum_{n=0}^{\infty} |a_n|^2 \omega(n)} \sum_{n=k}^{\infty} |a_n|^2 \sum_{i=k}^n \sum_{m_1=1}^{i-(k-1)} \\ &\quad \sum_{m_2=1}^{i-m_1-(k-2)} \dots \sum_{m_{k-1}=1}^{i-m_1-m_2-\dots-m_{k-2}-1} \sum_{\sigma} \\ &\quad G_{m_1}(\mathbf{p}_1, \mathbf{p}_{\sigma(1)}) G_{m_2}(\mathbf{p}_2, \mathbf{p}_{\sigma(2)}) \dots G_{m_{k-1}}(\mathbf{p}_{k-1}, \mathbf{p}_{\sigma(k-1)}) \\ &\quad G_{i-m_1-\dots-m_{k-1}}(\mathbf{p}_k, \mathbf{p}_{\sigma(k)}) \omega(n-i) \\ &= \frac{\sum_{n=i=m_1+m_2+\dots+m_k}^{\infty} |a_n|^2 \omega(n-i)}{\sum_{n=0}^{\infty} |a_n|^2 \omega(n)} \sum_{\sigma} \\ &\quad \sum_{m_1=1}^{\infty} G_{m_1}(\mathbf{p}_1, \mathbf{p}_{\sigma(1)}) \dots \sum_{m_k=1}^{\infty} G_{m_k}(\mathbf{p}_k, \mathbf{p}_{\sigma(k)}) \\ &= \sum_{n=i=m_1+m_2+\dots+m_k}^{\infty} P(n) \frac{\omega(n-i)}{\omega(n)} \sum_{\sigma} \\ &\quad \sum_{m_1=1}^{\infty} G_{m_1}(\mathbf{p}_1, \mathbf{p}_{\sigma(1)}) \dots \sum_{m_k=1}^{\infty} G_{m_k}(\mathbf{p}_k, \mathbf{p}_{\sigma(k)}) \end{aligned} \quad (25)$$

Here $\sigma(k)$ denotes the k -th element of a permutations of the sequence $\{1, 2, \dots, k\}$, and the sum over σ denotes the sum over all $k!$ permutations of this sequence. It is interesting to notice that if $a_n = 1$ ($P(n) = \omega(n) / \sum_n \omega(n)$) as assumed in Ref. [12], this new k pion inclusive distribution are very similar to the old k pion inclusive distribution which does not take account of higher order BE correlation effects. This similarity warrants the validity of the formula used in earlier studies [24,25]. But in the general situation, pion interferometry formula depends not only on the correlator $\rho(i, j)$ but also explicitly on the pion multiplicity distribution $P(n)$ as shown in Eq.(25). Multipion BE correlation effects on the single pion inclusive distribution are shown in Fig.2. Here $P^{(n)}(\mathbf{p})$ is defined as

$$P^{(n)}(p) = \frac{N_1(\mathbf{p})}{\langle n \rangle}, \quad \langle n \rangle = \int N_1(\mathbf{p}) d\mathbf{p}. \quad (26)$$

One clearly sees that multipion BE correlations cause pions to concentrate at the lower momenta region. Similar

behavior was observed in Ref. [9]. The above phenomena is caused by the nature of Bosons: pions would like to be in the same state. As the probability of finding a bigger n pion state, $|n\rangle$, in D2 is bigger than the probability of finding the same n pion state in D3, so the multipion BE correlation effects on D2 is stronger than the BE correlation effects on D3.

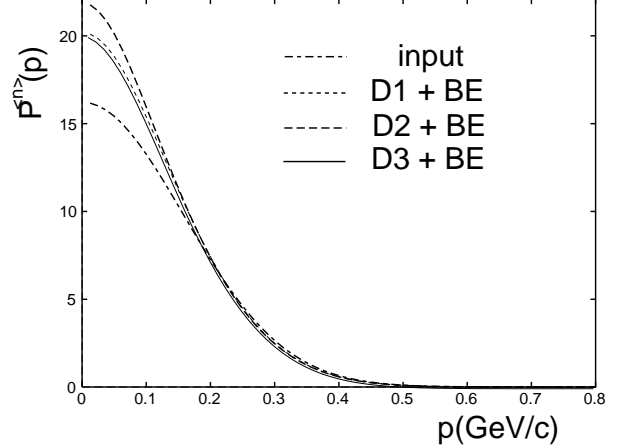


FIG. 2. Multipion correlation effects on pion momentum distribution. The solid line, dashed line and dotted line correspond to multipion BE correlation effects on the pion spectrum distribution of pion state D3, D1 and D2 respectively. The mean pion multiplicity $\langle n \rangle = 19$ for the above three cases. The dashed dotted line corresponds to the input momentum distribution $\int g(x, p) d^4x$. The input value of R and Δ is $5fm$ and $0.16GeV$ respectively.

According to the definition of n pion correlation function (Eq.(9)), one can easily write out n pion interferometry formula by using Eq. (25). Multipion BE correlations effects on two-pion interferometry are shown in Fig.3. It is clear that one can tell the differences among those three different pion states through the studies of two-pion correlation function. For D1 state, the two-pion correlation function's intercept $C_2(q)_{q=0}$ with $q = |\mathbf{p}_1 - \mathbf{p}_2|$ is 2 and the value of two-pion correlation function is 1 if the relative momentum q becomes very large. While for D2 state, one sees that $C_2(q)_{q=0} = 2.19 > 2$ and $C_2(q)_{q \rightarrow \infty} = 1.07 > 1$. For D3 state, we have $C_2(q)_{q=0} = 1.97 < 2$ and $C_2(q)_{q \rightarrow \infty} = 0.987 < 1$. So one can tell the differences among the three type of multipion states by studying the behaviors of two-pion correlation function at smaller q region and bigger q region. Because the resonance decay and the resolution power of the data, it is very difficult to determine the intercept of two-pion interferometry without further assumption. On the other hand, we can determine two-pion interferometry results at large q region without any assumption. As pion pairs at large q region is less affected by BE symmetrization so the tail of two-pion interferometry is determined mainly by initial emission probability of unsymmetrized pions. According to Eqs.(12-14), one can determine $\frac{\langle n(n-1) \rangle}{\langle n \rangle^2}$ as 1., 1.07

and 0.986, for D1, D2 and D3 respectively. Those values are consistent with the results obtained from two-pion interferometry. Present heavy-ion experimental results indicates that $C_2(q)_{q \sim 300-400 \text{ MeV}}$ is around $1.01 \sim 1.03$ [23]. That means D1 is one of the best model (pion state) to be used to analyze experimental results.

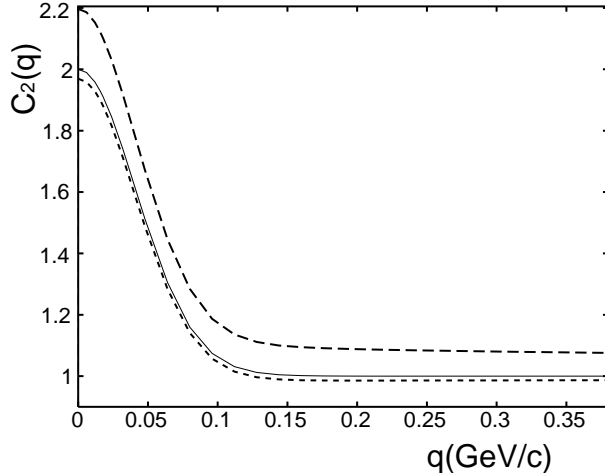


FIG. 3. Multipion correlation effects on two-pion interferometry. The solid line, dashed line and dotted line corresponds to multipion BE correlation effects on two-pion interferometry for pion state D1, D2 and D3 respectively. The mean-pion multiplicity for three cases are 17.7. The input value of R and Δ are 5 fm and 0.16 GeV .

Conclusion: In this Letter, multipion BE correlation effects on pion spectrum distribution and pion multiplicity distribution are studied. Due to multipion BE correlation effects, we derive a new type n pion correlation function which is determined not only by correlator but also explicitly by the pion multiplicity distribution. This new pion interferometry formula is sensitive to the multiplicity distribution as well as to space structure of the source with and without BE symmetrization. We believe that one can get the information about pion states by pion interferometry method.

ACKNOWLEDGMENTS

I thanks Drs. U. Heinz, J.G. Cramer, T.A. Trainor, Y. Pang, T. Csörgő, D. Miśkowiec, P. Scotto and Urs. Wiedemann for helpful discussions and communications. Q.H.Z. also would like to express his thanks to Dr. D. Storm for his hospitality during his visit at Nuclear Physics Laboratory. The author owe thanks to Drs. J. Zimányi, S. Pratt, H. Egger, B. Buschbeck, Y. Sinyukov and R. Lednicky for discussions during CF'98 conference in Hungary. This work was supported by the Alexander von Humboldt Foundation.

- [1] M. Gyulassy, S.K. Kauffmann and L. W. Wilson, Phys. Rev. **C20**, 2267 (1979); W.A. Zajc, in: Hadronic Matter in Collision, edited by P. Carruthers and D. Strottman (World Scientific, Singapore, 1986), p. 43; B. Lörstand, Int. J. Mod. Phys. **A4**, 861 (1989); D.H. Boal, C.K. Gelke and B.K. Jennings, Rev. Mod. Phys. **62**, 553 (1990); I.V. Andreev, M. Plümer and R.M. Weiner, Int. J. Mod. Phys. **8**, 4577 (1993); S. Pratt, in Quark-Gluon-Plasma 2, ed. R. C. Hwa (World Scientific Publ. Co. Singapore 1995) p. 700; U. Heinz; in: *Correlations and Clustering Phenomena in Subatomic Physics*, ed. by M.N. Harakeh, O. Scholten, and J.H. Koch, NATO ASI Series **B359** (Plenum, New York, 1997) p.137.
- [2] C.S. Lam and S.Y. Lo, Phys. Rev. Lett. **52** 1184 (1984); Phys. Rev. **D33** 1336 (1986).
- [3] W. A. Zajc, Phys. Rev. **D 35**, 3396 (1987).
- [4] S. Pratt, Phys. Lett. **B301** 159 (1993); S. Pratt and V. Zelevinsky, Phys. Rev. Lett. **72**, 816 (1994).
- [5] W.Q. Chao, C.S. Gao and Q.H. Zhang, J. Phys. **G21**, 847 (1995); Q.H. Zhang, W.Q. Chao, and C.S. Gao, Phys. Rev. **C52**, 2064 (1995).
- [6] Y. Sinyukov and B. Lörstand, Z. Phys. **C61**, 587 (1994); N. Amelin and R. Lednicky, SUBATECH-95-8.
- [7] N. Suzuki, M. Biyajima and I. V. Andreev, Phys. Rev. **C56**, 2736 (1997).
- [8] J. Wosiek, Phys. Lett. **B399**, 130 (1997).
- [9] J. Zimányi and T. Csörgő, hep-ph/9705432
- [10] T. Csörgő and J. Zimányi, Phys. Rev. Lett. **80**, 916 (1998), T. Csörgő, Phys. Lett. **B 409**, 11 (1997),
- [11] Q. H. Zhang, Nucl. Phys. **A634**, 190 (1998); Phys. Rev. **C57**, 877 (1998); Phys. Lett. **B406**, 366 (1997); Q. H. Zhang et.al, J. Phys. **G24**, 175 (1998).
- [12] Q.H. Zhang, Phys. Rev. **C58**, R18 (1998).
- [13] R. L. Ray, Phys. Rev. **C57**, 2523 (1998); Urs. Wiedemann, nucl-th/9801009.
- [14] A.Z. Mekjian, B. R. Schlei and D. Strottman, nucl-th/9808018.
- [15] K. Fialkowski, R. Wit and J. Wosiek, hep-ph/9803399.
- [16] A. Bialas and K. Zalewski, hep-ph/9806435.
- [17] R. M. Weiner, nucl-th/9809094.
- [18] Q.H. Zhang, hep-ph/9807257.
- [19] A. Bialas, hep-ph/9808373; A. Bialas and K. Zalewski, hep-ph/9810945.
- [20] M. Anderson et al, Science **269**, 198 (1995); K.B. Davis et al., Phys. Rev. Lett. **75**, 3969 (1995); C.C. Bradley et al., Phys. Rev. Lett. **75**, 1687 (1995).
- [21] D. Miskowiec and S. Voloshin, nucl-ex/9704006
- [22] Q.H. Zhang, P. Scotto and U. Heinz, nucl-th/9805046.
- [23] D. Miśkowiec, private communication.
- [24] H.C. Eggers, P. Lipa, and B. Buschbeck, Phys. Rev. Lett. **79**, 197 (1997).
- [25] U. Heinz and Q. H. Zhang, Phys. Rev. **C56** 426 (1997); J. G. Cramer and K. Kadija, Phys. Rev. **C53**, 908 (1996); Q.H. Zhang, Phys. Rev. **D57** 287 (1998).

Figure Captions

1. Multipion BE correlation effects on pion multiplicity distribution. The thin solid line, dashed line and dotted line correspond to the unsymmetrized pion multiplicity distribution of states D1, D2 and D3 re-

spectively. The input values of n_0 for D1, D2 and D3 are 18, 4.183 and 37.38 which ensure the mean unsymmetrized pion multiplicity $\langle n \rangle_{D1} = \langle n \rangle_{D2} = \langle n \rangle_{D3} = 18$. The wider solid line, dashed line and dotted line corresponds to the BE symmetrization effects on D1,D2 and D3 respectively. The input values of R and Δ are $5.3fm$ and $0.18GeV$.

2. Multipion correlation effects on pion momentum distribution. The solid line, dashed line and dotted line correspond to multipion BE correlation effects on the pion spectrum distribution of pion state D3, D1 and D2 respectively. The mean pion multiplicity $\langle n \rangle = 19$ for the above three cases. The dashed dotted line corresponds to the input momentum distribution $\int g(x, p)d^4x$. The input value of R and Δ is $5fm$ and $0.16GeV$ respectively.
3. Multipion correlation effects on two-pion interferometry. The solid line,dashed line and dotted line corresponds to multipion BE correlation effects on two-pion interferometry for pion state D1,D2 and D3 respectively. The mean-pion multiplicity for three cases are 17.7. The input value of R and Δ are $5fm$ and $0.16GeV$.