

# Nuclear Corrections in Neutrino Deep Inelastic Scattering and the Extraction of the Strange Quark Distribution

C. BOROS

*Department of Physics and Mathematical Physics, and Special Research Center for the Subatomic Structure of Matter, University of Adelaide, Australia*

E-mail: cboros@physics.adelaide.edu.au

Recent measurement of the structure function  $F_2^\nu$  in neutrino deep inelastic scattering allows us to compare structure function measured in neutrino and charged lepton scattering for the first time with reasonable precision. The comparison between neutrino and muon structure functions made by the CCFR Collaboration indicates that there is a discrepancy between these structure functions at small Bjorken  $x$  values. In this talk I examine two effects which might account for this experimental discrepancy: nuclear shadowing corrections for neutrinos and contributions from strange and anti strange quarks.

## 1 Introduction

Recently, there has been much interest in the structure function  $F_2^\nu$  measured by the CCFR Collaboration<sup>1</sup> in neutrino deep inelastic scattering. This measurement makes it possible to compare structure functions extracted from neutrino-induced reactions with those measured in charged lepton-induced ones, to test the universality of parton distribution functions and to determine the strange quark density of the nucleon.

The CCFR Collaboration compared the neutrino structure function  $F_2^\nu$  extracted from their data taken on an iron target<sup>1</sup> with  $F_2^\mu$  measured for the deuteron by the NMC Collaboration<sup>2</sup>. They found that, while there is a very good agreement between the two structure functions for intermediate values of Bjorken  $x$  ( $0.1 \leq x \leq 0.4$ ), in the small  $x$ -region ( $x < 0.1$ ), the two structure functions differ by as much as 10-15%.

However, there are many corrections which have to be applied to the data for such a comparison to be sensible. Since the data have been already corrected for charm threshold effects and non-isoscalarity of the iron target, in this talk, I focus on two remaining important corrections:

(i) The neutrino structure function is measured on an iron target and therefore it has to be corrected for nuclear effects. Nuclear corrections are usually applied by assuming that heavy target effects are the same in neutrino and charged lepton induced reactions. However, there is *a priori* no reason why this should be the case. Hence, it is important to investigate the role played by shadowing in neutrino reactions *before* concluding that the two structure

functions are *really* different in the small  $x$ -region.

(ii) Apart from heavy target corrections, uncertainties in the strange and anti strange quark distributions can also effect the comparison of the two structure functions.

## 2 Comparison of neutrino and muon structure functions

Comparisons of structure functions measured in neutrino deep-inelastic scattering with those measured in charged lepton deep-inelastic scattering are based on the interpretation of these structure functions in terms of parton distribution functions in the quark parton model. Assuming the validity of charge symmetry and neglecting the contributions from charm quarks, the structure functions  $F_2^{\nu N_0}(x, Q^2)$  and  $F_2^{\ell N_0}(x, Q^2)$  on iso-scalar targets ( $N_0$ ) are given by the following expressions:

$$F_2^{\ell N_0}(x, Q^2) = \frac{5}{18}x[u(x) + \bar{u}(x) + d(x) + \bar{d}(x) + \frac{2}{5}(s(x) + \bar{s}(x))] \quad (1)$$

$$F_2^{\nu N_0}(x, Q^2) = x[u(x) + \bar{u}(x) + d(x) + \bar{d}(x) + 2s(x)]. \quad (2)$$

Thus, they can be related to each other by

$$F_2^{\ell N_0}(x, Q^2) = \frac{5}{18}F_2^{\nu N_0}(x, Q^2) - \frac{3x[s(x) + \bar{s}(x)] + 5x[s(x) - \bar{s}(x)]}{18}. \quad (3)$$

This means that, once the charged lepton and neutrino structure functions and the strange quark distributions are known, one can test the validity of this relation, or one can use the above relation to extract the strange quark distribution from the measured structure functions.

A quantity which is very sensitive to any deviations of the two structure functions from each other is the ‘‘charge ratio’’ defined as

$$R_c(x, Q^2) \equiv \frac{F_2^{\mu N_0}(x, Q^2)}{\frac{5}{18}F_2^{\nu N_0}(x, Q^2) - \frac{x(s(x)+\bar{s}(x))}{6}} \approx 1 - \frac{s(x) - \bar{s}(x)}{Q_s(x)}, \quad (4)$$

where I introduced the notation  $Q_s(x) \equiv \sum_{q=u,d,s}[q(x) + \bar{q}(x)] - 3(s(x) + \bar{s}(x))/5$ . Assuming charge symmetry and that heavy target correction are under control and expanding the ‘‘charge ratio’’ in first order in small quantities it is clear from Eq.4 that any deviation from unity is proportional to the difference between the strange and anti strange quark distributions. The possibility of different strange and anti strange quark distributions should be explored later. Let us focus on nuclear corrections, first.

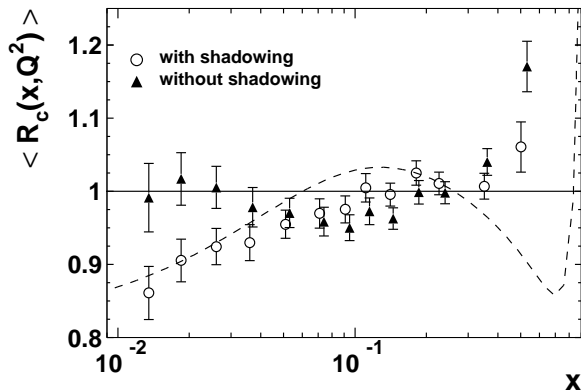


Figure 1: The “charge ratio”  $R_c$  of Eq. 4 as a function of  $x$  calculated using the CCFR<sup>1</sup> data for neutrino and NMC<sup>2</sup> data for muon structure functions. The data have been integrated over the overlapping kinematical regions and have been corrected for heavy target effects using a parametrization (dashed line) for heavy target corrections extracted from charged lepton scattering. The result is shown as open circles. The ratio obtained without heavy target corrections is shown as solid triangles. Statistical and systematic errors are added in quadrature.

In order to demonstrate the importance of the nuclear corrections we calculated the “charge ratio” using the neutrino and charged lepton structure functions extracted by the CCFR and NMC Collaborations, respectively. In correcting the neutrino structure function for nuclear effects we made two different assumptions and integrated the data over  $Q^2$  for fixed  $x$  in the overlapping kinematical regions of the two experiments. The result is shown in Fig.1. The solid triangles stand for the “charge ratio” assuming that there is no nuclear corrections in neutrino scattering and the open dots are the results assuming that the nuclear corrections are the *same* in neutrino and charged lepton scattering. The parametrization of the nuclear corrections in charged lepton scattering used in correcting the data is shown as dashed line. We see that while, *without* nuclear corrections, the two structure functions would be compatible with each other there is a considerable discrepancy between them in the small  $x$  region when nuclear corrections in neutrino reactions are comparable to those in charged lepton induced reactions.

### 3 Shadowing corrections

In calculating the shadowing corrections we use a two-phase model which has been successfully applied to the description of shadowing in charged-lepton deep inelastic scattering<sup>3,4</sup>. This approach uses vector meson dominance (VMD) to describe the low- $Q^2$ , virtual photon interactions, and Pomeron exchange for the approximate scaling region. It is ideally suited to describe the transition region between large and small  $Q^2$ . This is the kinematic region where the largest differences occur between the NMC and CCFR data sets.

In generalizing this approach to weak currents we found that the essential differences in shadowing between neutrino and charged lepton deep inelastic scattering are: (i) the axial-vector current is only partially conserved, in contrast to vector currents<sup>5</sup>; and (ii) the weak current couples not only to vector but also to axial vector mesons<sup>6,7,8,9</sup>.

Partial conservation of the axial current (PCAC) requires that the divergence of the axial current does not vanish but is proportional to the pion field for  $Q^2 = 0$ . This is Adler's theorem<sup>5</sup>, which relates the neutrino cross section to the pion cross section on the same target for  $Q^2 = 0$ . Thus, for low  $Q^2 \approx m_\pi^2$  shadowing in neutrino scattering is determined by the absorption of pions on the target. For larger  $Q^2$ -values the contributions of vector and axial vector mesons become important. The coupling of the weak current to the vector and axial vector mesons and that of the electro-magnetic current to vector mesons are related to each other by the "Weinberg sum rule"  $f_{\rho^+}^2 = f_{a_1}^2 = 2f_{\rho^0}^2$ . Since the coupling of the vector (axial vector) mesons to the weak current is twice as large as the coupling to the electro-magnetic current but the structure function is larger by a factor of  $\sim 18/5$  in the neutrino case, we expect that shadowing due to VMD in neutrino reactions is roughly half of that in charged lepton scattering. For larger  $Q^2$ -values, shadowing due to Pomeron exchange between the projectile and two or more constituent nucleons dominates. Since Pomeron-exchange models the interaction between partons in different nucleons and the scattering of the  $W$  takes place on only one parton, this process is of leading twist in contrast to the VMD and pion contributions. The coupling is given by the coupling of the photon or  $W$  to the quarks in the exchanged Pomeron. It changes in the same way as the structure function does in switching from neutrino to charged lepton scattering. Thus, for large  $Q^2$  values ( $> 10 \text{ GeV}^2$ ) shadowing in both cases should have approximately the same magnitude.

In summary, we expect no essential differences in shadowing between neutrino and muon scattering both for very small  $Q^2$  and for very large  $Q^2$ -values. However, in the intermediate  $Q^2$ -region ( $1 < Q^2 < 10 \text{ GeV}^2$ ), where VMD is relatively important, we expect to see differences in shadowing between neu-

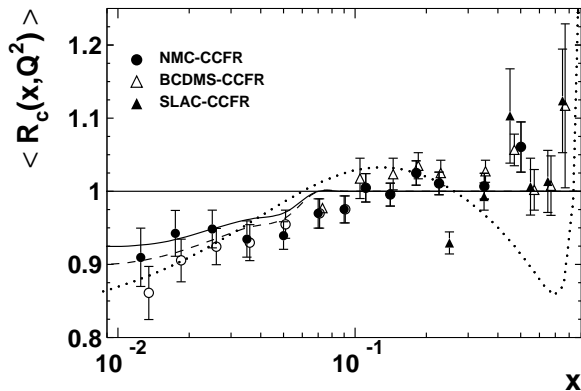


Figure 2: The charge ratio as a function of  $x$  calculated using the CCFR<sup>1</sup> data for neutrino and NMC<sup>2</sup>, SLAC<sup>11</sup> and BCDMS<sup>12</sup> data for muon induced structure functions. The data have been integrated above  $Q^2 = 2.5 \text{ GeV}^2$  over the overlapping kinematical regions and the statistic and systematical errors are added in quadrature. The heavy target corrections are calculated by using the “two phase-model” in the shadowing region and a fit to the experimental data on nuclear shadowing in the non-shadowing region (black circles) and by using the  $Q^2$  independent fit in the entire region (open circles). The ratio  $R = F_2^{F_e} / F_2^D$  calculated for neutrino and for charged lepton scattering, is shown as solid and dashed lines, respectively. They are calculated in the “two phase model” and are averaged over the same  $Q^2$ -regions as the data. The  $Q^2$  independent fit is represented by a dotted line.

trino and charge lepton scattering. We recall, that this is precisely the region where the discrepancy between CCFR and NMC is significant.

We calculated the shadowing corrections to the CCFR neutrino data using the two-phase model of Ref.<sup>3,4</sup>. For details of the calculation see Ref.<sup>10</sup>. With the corrected CCFR data, we calculated the charge ratio  $R_c$  of Eq. 4 between CCFR<sup>1</sup> and NMC<sup>2</sup>, the CCFR and SLAC<sup>11</sup>, and CCFR and BCDMS<sup>12</sup> data. The result is shown in Fig.2. The open circles show the charge ratio when heavy target shadowing corrections from charged lepton reactions are applied to the neutrino data, and the solid circles show the result when the neutrino shadowing corrections from our two-phase model are applied. The ratio  $R = F_2^{F_e} / F_2^D$  calculated for neutrino and for charged lepton scattering, is shown as solid and dashed lines, respectively. For  $x \geq 0.1$ , the two shadowing corrections give essentially identical results. At small  $x$ , using the “correct” neutrino shadowing corrections reduces the deviation of the charge ratio from unity. Furthermore, the  $Q^2$ -dependence of the shadowing corrections plays an

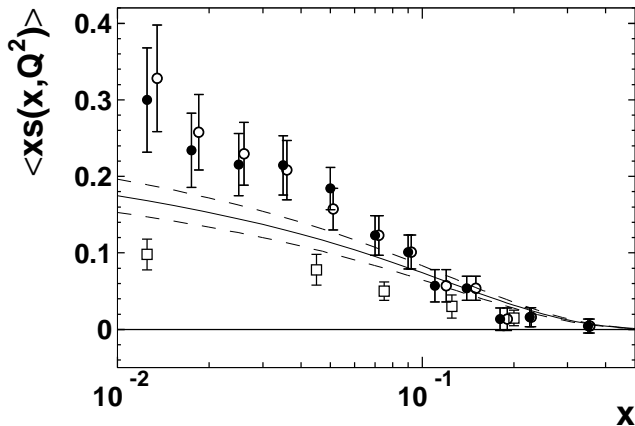


Figure 3: The strange quark distribution extracted from the CCFR and NMC data assuming the validity of charge symmetry and  $s(x) = \bar{s}(x)$ . The data have been integrated over the overlapping  $Q^2$  region to obtain better statistics. The solid (open) circles stand for  $5/6F_2^\nu - 3F_2^\mu$  using the two phase model (using the  $Q^2$ -independent parametrization) for the shadowing corrections. The open boxes stand for the LO CCFR determination of the strange quark density from dimuon production at  $Q^2 = 4 \text{ GeV}^2$ <sup>13</sup>. The solid line is the NLO CCFR determination at  $Q^2 = 4 \text{ GeV}^2$ <sup>14</sup>. The band around the NLO curve indicates the  $\pm 1\sigma$  uncertainty in the distribution.

important role in these corrections as can be seen from the solid, dashed and dotted lines in Fig.2. Nevertheless, the charge ratio is still not compatible with one at small  $x$ .

Our main conclusion is that properly accounting for shadowing corrections in the neutrino structure function decreases, but does not resolve, the low- $x$  discrepancy between the CCFR and the NMC data.

#### 4 Strange quark distribution

Shadowing corrections also influence the extraction of the strange quark distribution. Currently there are two viable methods for the extraction of strange quark parton distributions. The “direct” method utilizes charm-hadron production in neutrino deep-inelastic scattering. The triggering signal for this process is the measurement of opposite sign dimuons, one coming from the lepton vertex, while the other comes from the semi-leptonic decay of the charmed hadron<sup>13,14</sup>. The other method is to obtain the strange quark distribution by

comparing charged lepton deep inelastic scattering with neutrino deep inelastic scattering. In the second case the strange quark distribution can be extracted from the relation

$$\frac{5}{6}F_2^{\nu N_0}(x, Q^2) - 3F_2^{\mu N_0}(x, Q^2) = xs(x) + \frac{x}{3}[s(x) - \bar{s}(x)]. \quad (5)$$

Eq. 5 follows if we assume parton charge symmetry and neglect charm quark contributions. If one assumes that  $s(x) = \bar{s}(x)$ , the difference between the neutrino and muon structure functions measures the strange quark distribution in the nucleon. However, it is found that the two methods for determining the strange quark distribution are not compatible in the region of small  $x$ . This conflict is also reflected in the fact that the “charge ratio”  $R_c$  is different from one in this region using a strange quark distribution extracted from the dimuon experiment.

We converted the CCFR neutrino data on iron to deuteron data by applying our shadowing corrections. We then extracted the strange quark distribution according to Eq. 5. In order to get better statistics we integrated the structure functions over the overlapping  $Q^2$ -regions, as before. The result is shown in Fig.3, where the strange quark distributions extracted with the “two-phase” shadowing and the “ $Q^2$ -independent” shadowing corrections are shown as black and open circles, respectively. Statistical and systematic errors are added in quadrature. The strange quark distribution as determined by the CCFR Collaboration in dimuon production using a LO analysis<sup>13</sup> is shown as open boxes, while the distribution extracted in NLO analysis<sup>14</sup> from dimuon data is shown as a solid line. The band around the NLO curve indicates the  $\pm 1\sigma$  uncertainty. Although the strange quark distribution obtained from the difference between the neutrino and muon structure functions using the “two phase” model for shadowing is smaller in the small  $x$ -region than that obtained by applying the  $Q^2$ -independent shadowing, both distributions are incompatible with the strange quark distribution extracted from dimuon production.

The remaining discrepancy could be attributed to *different* strange and anti-strange quark distributions<sup>15,16,17,18,19</sup> in the nucleon. From Eqs. (4) and (5) and Fig. 3, we see that the difference  $s(x) - \bar{s}(x)$  should be positive for small  $x$ -values ( $x < 0.1$ ). This is in contradiction with the analysis of Ref. <sup>16</sup> but agrees qualitatively with that in Ref. <sup>17</sup>. Note in this connection that the experimentally determined structure function,  $F_2^{CCFR}$ , is a flux weighted average of the neutrino and anti neutrino structure functions<sup>1</sup>. Since neutrino events dominate over the anti neutrino events in the event sample of the CCFR experiment, it can be approximately regarded as neutrino structure function. In Fig.4 we extract the strange antiquark distribution vs.  $x$  using Eq. (5).

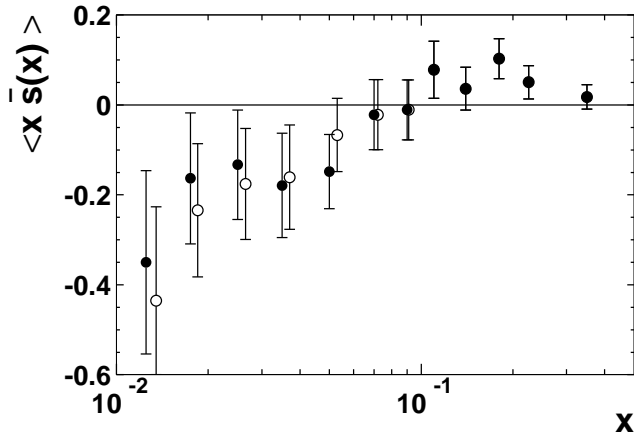


Figure 4: The (physically unacceptable) anti-strange quark distribution extracted from the data assuming that the discrepancy between the muon and neutrino structure function is due to different strange quark and anti-strange quark distributions and that the strange quark distribution is given by that extracted from di-muon experiments.

We use the experimental data for the muon and neutrino structure functions (with our calculated shadowing corrections), together with the strange quark distribution measured in dimuon production. Note that with this method we obtain a *negative* strange antiquark distribution for small  $x$ -values! This means that the two experiments (di-muon production and structure functions measurements in muon and neutrino scattering) are incompatible with each other even if the anti strange quark density is completely unconstrained<sup>20</sup>. (The small admixture of anti neutrino events does not influence this conclusion<sup>20</sup>.) Thus, the entire discrepancy cannot be attributed to different  $s(x)$  and  $\bar{s}(x)$  distributions.

## Conclusions

In conclusion, we have carefully re-examined shadowing corrections to the structure function  $F_2^\nu$  in deep inelastic neutrino scattering on an iron target. Although the shadowing corrections are not as large as one would naively expect, they are still sizable and similar to shadowing in charged lepton induced reactions in the small- $x$  region. Taking neutrino shadowing corrections into account properly resolves part of the discrepancy between the CCFR neu-



trino and the NMC muon data in the small  $x$ -region. Neutrino shadowing corrections also remove part of the corresponding discrepancy between the two different determinations of the strange quark densities. However, the charge ratio  $R_c$ , of Eq. 4, still deviates from unity at small  $x$ . Furthermore, the data rules out the possibility that the discrepancy is entirely due to the difference between the strange and anti-strange quark distributions. We are therefore forced to consider the possibility of a rather uncomfortably large charge symmetry violation in the sea quark distributions<sup>21,22,23,24,25</sup>. This is discussed in Ref. <sup>20</sup> in more detail.

### Acknowledgements

This research was performed in collaboration with J. T. Londergan and A. W. Thomas and was supported in part by the Australian Research Council and the NSF under contract nsf-phy/9722706. I would like to thank J. T. Londergan and A. W. Thomas for their stimulating and pleasant collaboration.

### References

1. CCFR-Collaboration, W.G.Seligman et al., *Phys. Rev. Lett.* **79**, 1213 (1997) and W.G.Seligman Ph.D. Thesis, Nevis Report 292.
2. NMC-Collaboration, M.Arneodo et al., *Nucl. Phys.* **B483**, 3 (1997).
3. J. Kwiecinski and B. Badelek, *Phys. Lett.* **B208**, 508 (1988).
4. W. Melnitchouk and A.W. Thomas, *Phys. Lett.* **B317**, 437 (1993).
5. S.L. Adler *Phys. Rev.* **B135**, 963 (1964).
6. C.A. Piketty and L. Stodolsky, *Nucl. Phys.* **B15**, 571 (1970).
7. T.H. Bauer, R.D. Spital, D.R. Yennie and F.M. Pipkin, *Rev. Mod. Phys.***50**, 261 (1978).
8. Nuclear shadowing in neutrino scattering was first discussed by J.S. Bell in the framework of the optical model. J.S. Bell, *Phys.Rev.Lett.* **13**, 57 (1964).
9. B.Z. Kopeliovich and P. Marage, *Int.J.Mod.Phys.* **A 8**, 1513 (1993).
10. C. Boros, J.T. Londergan and A.W. Thomas, *hep-ph/9804411*, to be published.
11. L.W.Whitlow, Ph.D. Thesis, SLAC-REPORT-357 (1990).
12. BCDMS-Collaboration, A.C.Benvenuti et al., *Phys. Lett.* **B237**, 592 (1989).
13. S.A.Rabinowitz et al., CCFR-Collaboration, *Phys. Rev. Lett.* **70**, 134 (1993).
14. CCFR-Collaboration, A.O. Bazarko et al., *Z. Phys.* **C65**, 189 (1995).
15. A. I. Signal and A. W. Thomas, *Phys. Lett.* **B191**, 205 (1987).

16. S.J.Brodsky and B.Q.Ma, *Phys. Lett.* **B381**, 317 (1996).
17. W. Melnitchouk and M. Malheiro, *Phys. Rev.* **C55**, 431 (1997).
18. X. Ji and J. Tang, *Phys. Lett.* **B362**, 182 (1995).
19. H. Holtmann, A. Szczurek and J. Speth, *Nucl. Phys.* **A596**, 631 (1996).
20. C. Boros, J.T. Londergan and A.W. Thomas, *hep-ph/9806249*, to be published.
21. E. Rodionov, A. W. Thomas and J. T. Londergan, *Mod. Phys. Lett.* **A9**, 1799 (1994).
22. E. Sather, *Phys. Lett.* **B 274**, 433 (1992).
23. J.T. Londergan and A.W. Thomas, to be published in *Progress in Particle and Nuclear Physics*, 1998.
24. C.J. Benesh and T. Goldman, *Phys. Rev.* **C55**, 441 (1997).
25. C.J. Benesh and J.T. Londergan, preprint *nucl-th/9803017*.