

## GLUON RESUMMATION IN VECTOR BOSON PRODUCTION AND DECAY<sup>a</sup>

C.-P. YUAN

*Department of Physics and Astronomy, Michigan State University,  
 East Lansing, MI 48824, USA*

After a brief review on the technique of resumming the large logarithmic terms  $\alpha_s^n \ln^m(Q^2/Q_T^2)$  due to the effects of multiple gluon emission predicted by the QCD theory, I discuss its application in the production of  $W^\pm$ ,  $Z$  and  $\gamma\gamma$  in hadron collision.

### 1 Introduction

It is the prediction of the QCD theory that at hadron colliders the production of Drell-Yan pairs or weak gauge bosons ( $W^\pm$  and  $Z$ ) are often accompanied by gluon radiation. Therefore, to test the QCD theory or to probe the electroweak properties in the vector boson productions, it is necessary to include the effects of multiple gluon emission. At the Tevatron (a  $p\bar{p}$  collider), we expect about  $2 \times 10^6$   $W^\pm$  and  $6 \times 10^5$   $Z$  bosons produced at  $\sqrt{S} = 1.8$  TeV, per  $100 \text{ pb}^{-1}$  of luminosity. This large sample of data is useful for (i) QCD studies (single and multiple scale cases), (ii) precision measurement of the  $W$  boson mass and width, and (iii) probing for new physics (e.g.,  $Z'$ ), *etc.* To achieve the above physics goals requires detailed information on the distributions of the rapidity and the transverse momentum of  $W^\pm/Z$  bosons and of their decay products.

Consider the production process  $h_1 h_2 \rightarrow VX$ . Denote  $Q_T$  and  $Q$  to be the transverse momentum and the invariant mass of the vector boson  $V$ , respectively. When  $Q_T \sim Q$ , there is only one hard scale in this problem, and the fixed-order perturbation calculation is reliable. When  $Q_T \ll Q$ , this becomes a two scale problem, and the convergence of the conventional perturbative expansion becomes impaired. Hence, it is necessary to apply the technique of QCD resummation to resum the *singular* terms:

$$\begin{aligned} \frac{d\sigma}{dQ_T^2} \sim \frac{1}{Q_T^2} \{ & \alpha_S(L+1) + \alpha_S^2(L^3+L^2) + \alpha_S^3(L^5+L^4) + \alpha_S^4(L^7+L^6) + \dots \\ & + \alpha_S^2(L-1) + \alpha_S^3(L^3+L^2) + \alpha_S^4(L^5+L^4) + \dots \\ & + \alpha_S^3(L-1) + \alpha_S^4(L^3+L^2) + \dots \}, \end{aligned}$$

where  $L$  denotes  $\ln(Q^2/Q_T^2)$  and the explicit coefficients multiplying the logs are suppressed.

Resummation of large logarithms yields a Sudakov form factor and cures divergence at  $Q_T \rightarrow 0$ . It was pioneered by Dokshitzer, D'yakonov and Troyan (DDT) who performed the analysis in  $Q_T$ -space which lead to the leading-log resummation formalism<sup>1</sup>. Later, Parisi-Petronzio showed<sup>2</sup> that for large  $Q$  the  $Q_T \rightarrow 0$  region can be calculated perturbatively by imposing the condition of the transverse momentum conservation,

$$\delta^{(2)}\left(\sum_{i=1}^n \vec{k}_{T_i} - \vec{q}_T\right) = \int \frac{d^2b}{4\pi^2} e^{i\vec{Q}_T \cdot \vec{b}} \prod_{i=1}^n e^{i\vec{k}_{T_i} \cdot \vec{b}},$$

<sup>a</sup>Talk given at the XXXIIIrd Rencontres de Moriond, "QCD and High Energy Hadronic Interactions", 21-28 March 1998, Les Arcs, France.

in the  $b$ -space (the impact parameter, the Fourier conjugate to  $Q_T$ ). This improved formalism sums also some subleading-logs. As  $Q \rightarrow \infty$ , events at  $Q_T \sim 0$  may be obtained asymptotically by the emission of at least two gluons whose transverse momenta are not small and add to zero. The intercept at  $Q_T = 0$  is predicted to be<sup>2</sup>

$$\left. \frac{d\sigma}{dQ_T^2} \right|_{Q_T \rightarrow 0} \sim \sigma_0 \left( \frac{\Lambda^2}{Q^2} \right)^{\eta_0},$$

where  $\eta_0 = A \ln \left[ 1 + \frac{1}{A} \right]$  with  $A = 12C_F/(33 - 2n_f)$ , and  $\eta_0 \simeq 0.6$  for  $n_f = 4$  and  $C_F = 4/3$ . Collins-Soper-Sterman (CSS) extended<sup>3</sup> the work by Parisi-Petronzio in  $b$ -space and applied the properties of the renormalization group invariance to set up a formalism that resums all the large log terms to all orders in  $\alpha_s$ . This is the formalism I will concentrate on in this talk.

Recently, there is another theory model in  $Q_T$ -space (extension of DDT) proposed by Ellis and Veseli<sup>4</sup>, which does not have either the exact transverse momentum conservation or the renormalization group invariance conditions. The reader can find a detailed discussion of this formalism in the talk by K. Ellis at this conference. Despite of the imperfectness of the formalism, it can still be useful for the  $W^\pm$  and  $Z$  physics program at the Tevatron. I shall come back to this point in the conclusion section.

## 2 Collins-Soper-Sterman (CSS) resummation formalism

In the resummation formalism by Collins, Soper and Sterman<sup>3</sup>, the cross section is written in the form

$$\frac{d\sigma(h_1 h_2 \rightarrow VX)}{dQ^2 dQ_T^2 dy} = \frac{1}{(2\pi)^2} \int d^2b e^{i\vec{Q}_T \cdot \vec{b}} \widetilde{W}(b, Q, x_1, x_2) + Y(Q_T, Q, x_1, x_2),$$

where  $Y$  is the *regular* piece which can be obtained by subtracting the *singular* terms from the exact fixed-order result.  $\widetilde{W}$  satisfies a renormalization group equation. Its solution is of the form

$$\widetilde{W}(Q, b, x_1, x_2) = e^{-S(Q, b, C_1, C_2)} \widetilde{W} \left( \frac{C_1}{C_2 b}, b, x_1, x_2 \right),$$

where the Sudakov exponent is defined as

$$S(Q, b, C_1, C_2) = \int_{C_1^2/b^2}^{C_2^2 Q^2} \frac{d\bar{\mu}^2}{\bar{\mu}^2} \left[ A(\alpha_s(\bar{\mu}), C_1) \ln \left( \frac{C_2^2 Q^2}{\bar{\mu}^2} \right) + B(\alpha_s(\bar{\mu}), C_1, C_2) \right],$$

and the  $x_1$  and  $x_2$  dependence of  $\widetilde{W}$  factorizes as

$$\widetilde{W} \left( \frac{C_1}{C_2 b}, b, x_1, x_2 \right) = \sum_j e_j^2 C_{jh_1} \left( \frac{C_1}{C_2 b}, b, x_1 \right) C_{jh_2} \left( \frac{C_1}{C_2 b}, b, x_2 \right),$$

where  $C_{jh}$  is a convolution of the parton distribution with a calculable Wilson coefficient, called  $C_{ja}$  function:

$$C_{jh}(Q, b, x) = \sum_a \int_x^1 \frac{d\xi}{\xi} C_{ja} \left( \frac{x}{\xi}, b, \mu = \frac{C_3}{b}, Q \right) f_{a/h} \left( \xi, \mu = \frac{C_3}{b} \right),$$

where  $a$  sums over incoming partons, and  $j$  denotes the quark flavors with (electroweak) charge  $e_j$ . A few comments about this formalism is listed below:

- The  $A$ ,  $B$  and  $C$  functions can be calculated order-by-order in  $\alpha_s$ .
- A special choice of the renormalization constants  $C_i$  can be made so that the singular terms obtained from the expansion of the CSS resummed calculation agrees with that from the fixed-order calculation. This is the canonical choice. It has  $C_1 = C_3 = 2e^{-\gamma_E} \equiv b_0$  and  $C_2 = C_1/b_0 = 1$ , where  $\gamma_E = 0.577\dots$  is Euler's constant.
- $b$  is integrated from 0 to  $\infty$ . For  $b \gg 1/\Lambda_{QCD}$ , the perturbative calculation is no longer reliable. Hence, a non-perturbative function is needed in this formalism to compare theory prediction with experimental data.

We refer the readers to Ref. <sup>5</sup> for a more detailed discussion on how to apply the CSS resummation formalism to phenomenological physics at hadron colliders.

### 2.1 Non-perturbative function

As noted in the previous section, it is necessary to include a non-perturbative function in the CSS resummation formalism to incorporate some long distance physics that is not accounted by the perturbative derivation. Collins-Soper postulated <sup>3</sup>

$$\widetilde{W}_{j\bar{k}}(b) = \widetilde{W}_{j\bar{k}}(b_*)\widetilde{W}_{j\bar{k}}^{NP}(b),$$

with

$$b_* = \frac{b}{\sqrt{1 + (b/b_{max})^2}},$$

so that  $b$  never exceeds  $b_{max}$  and  $\widetilde{W}_{j\bar{k}}(b_*)$  can be reliably calculated perturbatively. (In a numerical calculation,  $b_{max}$  is set to be, say,  $1/(2 \text{ GeV})$ .) Based upon a renormalization group analysis, they found that the non-perturbative function can be generally written as

$$\widetilde{W}_{j\bar{k}}^{NP}(b, Q, Q_0, x_1, x_2) = \exp \left[ -F_1(b) \ln \left( \frac{Q^2}{Q_0^2} \right) - F_{j/h_1}(x_1, b) - F_{\bar{k}/h_2}(x_2, b) \right],$$

where  $F_1$ ,  $F_{j/h_1}$  and  $F_{\bar{k}/h_2}$  must be extracted from data with the constraint

$$\widetilde{W}_{j\bar{k}}^{NP}(b=0) = 1.$$

Furthermore,  $F_1$  only depends on  $Q$ , while  $F_{j/h_1}$  and  $F_{\bar{k}/h_2}$  in general depend on  $x_1$  or  $x_2$ . Later, in Ref. <sup>6</sup>, it was shown that the  $F_1(b) \ln \left( \frac{Q^2}{Q_0^2} \right)$  dependence is also suggested by analyzing the infrared renormalon contribution in  $Q_T$  distribution.

### 2.2 Testing the universality of $\widetilde{W}_{j\bar{k}}^{NP}$

The CSS resummation formalism suggests the non-perturbative function to be universal. Its role is similar to the parton distribution function (PDF) in any fixed order perturbative calculation, and its value needs to be determined by data. The first attempt to determine such a universal non-perturbative function was done by Davies, Webber and Stirling (DWS)<sup>7</sup> in 1985 using Duke and Owens parton distribution function. In 1994, Ladinsky and Yuan (LY)<sup>8</sup> observed that the prediction of the DWS set of  $\widetilde{W}_{j\bar{k}}^{NP}$  largely deviates from the R209 data ( $p + p \rightarrow \mu^+ \mu^- + X$  at  $\sqrt{S} = 62 \text{ GeV}$ ) using the CTEQ2M PDF. To incorporate possible  $\ln(\tau)$  dependence, LY postulated

$$\widetilde{W}_{j\bar{k}}^{NP}(b, Q, Q_0, x_1, x_2) = \exp \left[ -g_1 b^2 - g_2 b^2 \ln \left( \frac{Q}{2Q_0} \right) - g_1 g_3 b \ln(100x_1 x_2) \right],$$

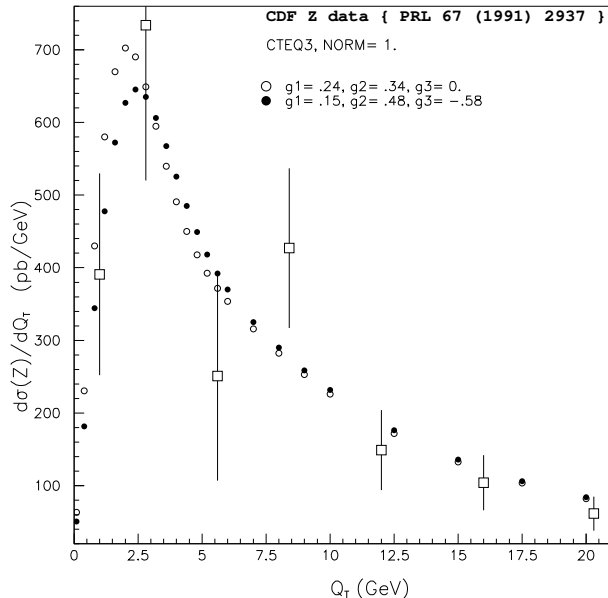


Figure 1: Comparison of  $4\text{pb}^{-1}$  CDF-Z data with two different theory model predictions.

where  $x_1 x_2 = \tau$ . A “two-stage fit” of the R209, CDF-Z ( $4\text{pb}^{-1}$  data) and E288 ( $p + Cu$ ) data gave  $g_1 = 0.11^{+0.04}_{-0.03} \text{GeV}^2$ ,  $g_2 = 0.58^{+0.1}_{-0.2} \text{GeV}^2$ , and  $g_3 = -1.5^{+0.1}_{-0.1} \text{GeV}^{-1}$ , for  $Q_0 = 1.6 \text{GeV}$  and  $b_{max} = 0.5 \text{GeV}^{-1}$ . Unfortunately, a fortran code error in calculating the parton densities inside the neutron lead to a wrong  $g_3$  value. (An erratum with corrected values will be submitted after the completion of our revised analysis.) Currently, Brock, Ladinsky, Landry, and Yuan<sup>9</sup> are revisiting this problem using the R209 ( $p + p$ ), CDF-Z ( $p + \bar{p}$  with  $4\text{pb}^{-1}$  data), E288 ( $p + Cu$ ), and E605 ( $p + Cu$ ) data, with CTEQ3M PDF. The preliminary results show that, for  $Q_0 = 1.6 \text{GeV}$  and  $b_{max} = 1/(2 \text{GeV})$ , two forms for  $\widetilde{W}_{jk}^{NP}(b, Q, Q_0, x_1, x_2)$  give good fits ( $\chi^2/dof \simeq 1.4$ ): (i)  $g_1 = 0.24$ ,  $g_2 = 0.34$  and  $g_3 = 0.0$  (DWS form, pure Gaussian form in  $b$ -space, without  $x$  dependence), and (ii)  $g_1 = 0.15$ ,  $g_2 = 0.48$  and  $g_3 = -0.58$  (LY form, with a linear  $b$  term and  $x$  dependence). We are in the process of determining the uncertainties of these fitted parameters  $g_i$ .

### 2.3 Run-1B $W/Z$ data at the Tevatron

The Run-1B  $W/Z$  data at the Tevatron can be useful to test the universality and the  $x$  dependence of the non-perturbative function  $\widetilde{W}_{jk}^{NP}(b, Q, Q_0, x_1, x_2)$ . In Fig. 1, we show the prediction of the two different global fits (2-parameter and 3-parameter fits) obtained in the previous section using the CTEQ3M PDF. (The CTEQ4M PDF gives the similar results.)

We note that for  $Q_T > 10 \text{GeV}$ , the non-perturbative function has little effect on the  $Q_T$  distribution although in principle it affects the whole  $Q_T$  range (up to  $Q$ ). This is also clearly shown in the figures of Ref. <sup>5</sup>. (Because of the limited space of this article, I will not reproduce here the figures that can be found in Ref. <sup>5</sup>.) To study the resolution power of the Tevatron Run-1B  $Z$  data on determining the non-perturbative function, we have performed a “toy global fit” as follows. First, we generate a set of “fake Run-1B  $Z$  data” (assuming 5,000 reconstructed  $Z$  bosons) using the original LY fit ( $g_1 = 0.11$ ,  $g_2 = 0.58$  and  $g_3 = -1.5$ ). Then, we combine this set of “fake” data with the low energy Drell-Yan data as listed above to perform a global fit. Using the 3-parameter form (the LY form), we get back the  $g_1$  and  $g_2$  values from the fit but the

$g_3$  value is smaller by a factor of 2. The best fit gives  $g_1 = 0.11$ ,  $g_2 = 0.57$  and  $g_3 = -0.88$ . (This amounts to shift the prediction on the mass and the width of the  $W$  boson by about 5 MeV and 10 MeV, respectively <sup>10</sup>.) With this large sample of  $Z$  data, it can be clearly illustrated that a single parameter without  $Q$  dependence (i.e. the parameter  $g_1$  alone) cannot yield a good global fit.

### 3 $W/Z$ Production and Decay at the 1.8 TeV Tevatron

In Ref. <sup>5</sup>, we have presented the results of a detailed study on the distributions of the decay leptons from the  $W/Z$  boson produced at the Tevatron. Here, we shall only present a few of the most interesting results.

#### 3.1 “Matching” from low to high $Q_T$

First of all, let us examine the distribution of the transverse momentum of  $W$  boson produced at the 1.8 TeV Tevatron. It is obvious that the CSS formalism gives automatic matching in the  $Q_T$  distribution if  $A, B, C$  and  $Y$  functions were known to all orders in  $\alpha_s$ . However, in practice we only calculate those functions to some fixed order in  $\alpha_s$ , therefore, some “switching” procedure (to switch from the total resummed result to the fixed-order perturbative result) should be applied to have a continuous distribution that would match the fixed-order result in the large transverse momentum  $Q_T$  (of the order  $Q$ ) where  $\ln(Q^2/Q_T^2)$  is small and the resummed result is less accurate. Our matching prescription is to switch from the resummed prediction to the fixed-order perturbative calculation as they cross around  $Q_T \sim Q$ . This switching procedure is done for any given  $Q$  (invariant mass) and  $y$  (rapidity) of the  $W/Z$  boson. We note that this procedure is different from that proposed in Ref. <sup>11</sup>. As shown in the figures of Ref. <sup>5</sup>, including a higher order  $Y$  term, as expected, improves the “matching” between the resummed and the fixed-order results. At  $O(\alpha_s)$ , that crossing occurs at about 50 GeV, while at  $O(\alpha_s^2)$ , it occurs at about 70 GeV for  $W$  boson production.

#### 3.2 Total cross section

It was shown by an analytical calculation in Ref. <sup>5</sup> that if “matching” (switching) is chosen to be at  $Q_T = Q$ , then the CSS resummed rate is the same as the NLO rate. However, in that case, the  $Q_T$  distribution is not smoothly continuous for  $Q_T$  close to  $Q$ . Since the region of  $Q_T > 50$  GeV only contributes to the total rate by less than 2%, and the CSS resummed formalism includes also some even higher order contributions beyond NLO, we regard the difference between the resummed rate and the NLO rate as a gauge of the uncalculated higher order contribution which is shown to be small at the Tevatron.

Total cross sections of  $p\bar{p} \rightarrow (W^+ \text{ or } Z)X$  at the Tevatron, calculated in different prescriptions, in units of nb.

$V$	$E_{cm}$ (TeV)	Fixed Order		Res. (1,1,1)		Res. (2,1,1)		Res. (2,1,2)		Experiment
		$\mathcal{O}(\alpha_S^0)$	$\mathcal{O}(\alpha_S)$	$\oplus$ Pert.	$\mathcal{O}(\alpha_S)$	$\oplus$ Pert.	$\mathcal{O}(\alpha_S)$	$\oplus$ Pert.	$\mathcal{O}(\alpha_S^2)$	
$W^+$	1.8	8.81	11.1		11.3		11.3		11.4	$11.5 \pm 0.7$
$W^+$	2.0	9.71	12.5		12.6		12.6		12.7	
$Z^0$	1.8	5.23	6.69		6.79		6.79		6.82	
$Z^0$	2.0	6.11	7.47		7.52		7.52		7.57	

In the above Table, the values of the strong coupling constants used with the CTEQ4L and CTEQ4M PDF’s are  $\alpha_S^{(1)}(M_Z) = 0.132$  and  $\alpha_S^{(2)}(M_Z) = 0.116$ , respectively. (Res. (2,1,2) denotes the result with  $A$  and  $B$  calculated to  $\alpha_S^2$  order,  $C$  to  $\alpha_S$ , and  $Y$  to  $\alpha_S^2$  order, etc.)

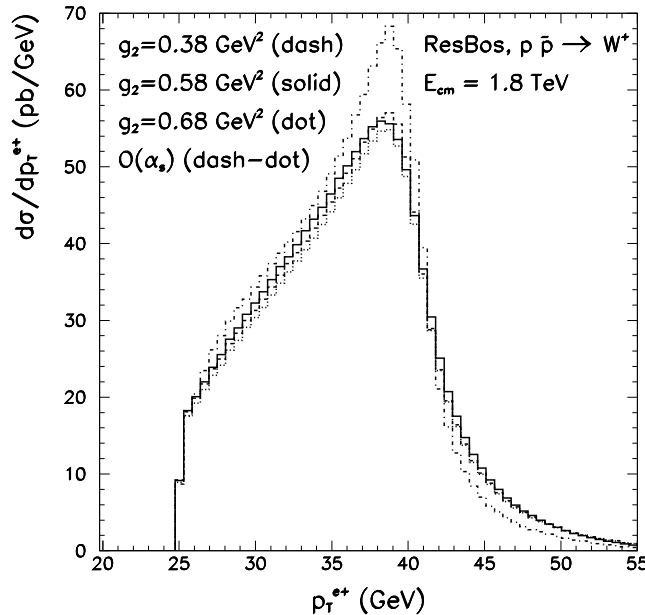


Figure 2: NLO (dashed) and resummed  $\mathcal{O}(\alpha_S)$  (solid) calculations Using the LY fit with cuts ( $Q_T < 30$  GeV,  $p_T^{e^+, \nu} > 25$  GeV).

We note that the total rate is not sensitive to either non-perturbative function or matching prescription.

### 3.3 Lepton transverse momentum

At the Run-2 of Tevatron, the number of interactions per crossing increases, and the transverse mass measurement becomes less accurate. It is useful to also measure the inclusive lepton  $P_T^{e^+}$  spectrum. In Fig. 2, we show that the difference between the resummed and the NLO results is much larger than the dependence on the non-perturbative function in the resummed calculation (although its dependence is not negligible).

### 3.4 Lepton charge asymmetry

The distribution of the rapidity of the charged lepton from  $W^\pm$  boson decay provides useful information to determine the ratio of the up and down quark parton distribution functions. It was shown in Ref. <sup>5</sup> that without imposing the kinematic cuts, the prediction of the resummed calculation is the same as that of the NLO. This is obvious because an integration over the entire  $Q_T$  space in the CSS formalism reproduces the NLO rate as discussed above. However, with kinematic cuts, the rapidity distribution of the charged lepton or the  $W$  boson is different between the resummed and the NLO calculations. Furthermore, for this distribution, the dependence on the non-perturbative function is negligible.

The resummed calculation also predicts different correlations between the two decay leptons from  $Z$  boson. A couple of examples are the distribution showing the balance in transverse momentum  $\Delta p_T = |\vec{p}_T^{\ell_1}| - |\vec{p}_T^{\bar{\ell}_2}|$ , and the angular correlation  $z = -\vec{p}_T^{\ell_1} \cdot \vec{p}_T^{\bar{\ell}_2} / [\max(p_T^{\ell_1}, p_T^{\bar{\ell}_2})]^2$ . We refer the reader to Ref. <sup>5</sup> for more details.

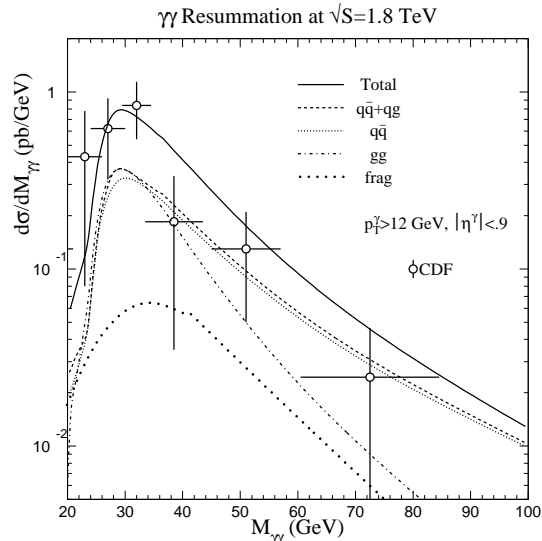


Figure 3: The predicted distribution for the invariant mass of the photon pair  $M_{\gamma\gamma}$  from the resummed calculation compared to the CDF data, with the CDF cuts imposed in the calculation.

#### 4 Di-photon rates and distributions

It is straightforward to extend the above CSS formalism to calculate the distribution of photons from  $h_1 h_2 \rightarrow \gamma\gamma X$ . In Ref. <sup>12</sup>, we have included the full content of NLO contributions from  $q\bar{q}$  and  $gg$  subprocesses. The accuracy of the resummed result is similar to that for the Drell-Yan and  $W/Z$  productions. In addition, we also included part of the higher order contribution from the  $gg$  process whose lowest order contribution comes from one-loop box diagrams. This was done by including  $A^{(2)}$  term in the Sudakov factor to resum higher order large logs due to initial state radiation, and the NLO contribution, of  $\mathcal{O}(\alpha_{em}^2 \alpha_s^3)$ , to the hard scattering subprocess is added in an approximate fashion.

We found that the  $gg \rightarrow \gamma\gamma X$  rate is not small at the Tevatron. Including part of the NLO  $gg \rightarrow \gamma\gamma$  approximately doubles the LO  $gg$  box contribution to the cross section. This is clearly seen in the distribution of the invariant mass of the photon pair, as shown in Fig. 3. The other distributions, such as the distribution of the transverse momentum of the photon pair  $Q_T$ , compared with CDF and  $D\bar{O}$  data, can be found in Ref. <sup>12</sup>. We note that to accurately predict the production rates of the di-photon pairs at the CERN Large Hadron Collider (LHC) requires a better calculation of the  $gg$  fusion rate. Namely, a full NLO result is needed to predict the distribution of the di-photon pair with large  $Q_T$  or small  $\Delta\phi$ .

In Ref. <sup>12</sup>, we also presented our results for the di-photon production rate and distributions at the fixed-target experiment (E706 at Fermilab):  $p + Be \rightarrow \gamma\gamma + X$  at  $\sqrt{S}=31.5$  GeV. In this case, we found that the  $gg$  rate is small, and the distribution of the transverse momentum of the photon pair  $Q_T$  is dominated by the non-perturbative contribution. Therefore, this data can be useful for determining the non-perturbative function associated with the  $gg$  initiated processes in the CSS formalism. We refer the readers to Ref. <sup>12</sup> for more details.

#### 5 Conclusion

In conclusion, the effects of QCD gluon resummation are important in many precision measurements. A Monte Carlo package ResBos ( (Resummed Boson Production and Decay)) is available <sup>13</sup> for studying the effects of gluon resummation (with NLO hard part corrections) in

hadron collisions.

Before closing, I would like to comment on the  $Q_T$  space resummation formalism proposed in Ref. <sup>4</sup>, and compare that with the  $b$  space resummation formalism (CSS formalism) discussed in this article. Despite of its imperfectness in the theory structure, in practice, the  $Q_T$  space resummation formalism may still prove to be useful because it does not require a “switching” in the large  $Q_T$  region and its calculation takes much less CPU time due to the fact that there is no need to perform a Fourier transformation from the  $b$  space to the  $Q_T$  space. This is obvious for  $Q_T$  above 10 GeV where the non-perturbative contribution is not important, as discussed above. However, in the small  $Q_T$  region, it is not obvious that both formalisms will give the same prediction of the  $Q_T$  distribution of the  $W^\pm$  boson after the non-perturbative part is fit by the  $Q_T$  of the  $Z$  boson using the Tevatron Run-1B and Run-2 data. Nevertheless, if one is not interested in testing the universality of the non-perturbative function, as suggested by the CSS formalism, then it seems likely that it is possible to choose a proper form of the non-perturbative function in the  $Q_T$  space resummation formalism to reproduce (within the experimental uncertainties) the prediction of the  $b$  space formalism when considering the Tevatron  $W/Z$  data alone. If one is interested in the universality property of the formalism<sup>b</sup> so that one can use the same values of the non-perturbative function to predict future data at different hadron colliders (such as the LHC), then it becomes unclear whether these two formalisms will always give the same physics prediction.

## Acknowledgments

This was the first time I participated the Moriond meeting, and I enjoyed it very much. I would like to thank the organizers for inviting me to present such a short review talk. I would also like to thank my collaborators: C. Balázs, E. Berger, R. Brock, G. Ladinsky, F. Landry, S. Mrenna, and J.W. Qiu for the fruitful collaborations. From them and my CTEQ colleagues, I have learned a great deal of QCD physics. Finally, I thank K. Ellis for discussion on the  $Q_T$  space formalism. This work was supported in part by the NSF grant No. PHY-9507683.

## References

1. Y.I. Dokshitzer, D.I. D’Yakonov, S.I. Troyan, Phys. Lett. **B79** (1978) 269.
2. G. Parisi, R. Petronzio, Nucl. Phys. **B154** (1979) 427.
3. J. Collins, D. Soper, Nucl. Phys. **B193** (1981) 381; Erratum **B213** (1983) 545; **B197** (1982) 446;  
J. Collins, D. Soper, G. Sterman, Nucl. Phys. **B250** (1985) 199.
4. R.K. Ellis and S. Veseli, Nucl. Phys. **B511** (1998) 649.
5. C. Balázs and C.–P. Yuan, Phys. Rev. **D56** (1997) 5558, and the references therein.
6. G.P. Korchemsky and G. Sterman, Nucl. Phys. **B437** (1995) 415.
7. C. Davies, B. Webber, W. Stirling, Nucl. Phys. **B256** (1985) 413.
8. G.A. Ladinsky, C.–P. Yuan, Phys. Rev. **D50** (1994) 4239.
9. R. Brock, G. Ladinsky, F. Landry, and C.–P. Yuan, in preparation.
10. E. Flattum, private communication;  
B. Ashmanskas, private communication.
11. P.B. Arnold, R.P. Kauffman, Nucl. Phys. **B349** (1991) 381.
12. C. Balázs, E.L. Berger, S. Mrenna, and C.–P. Yuan, Phys. Rev. **D57** (1998) 6934, and the references therein.
13. It can be obtained from <http://www.pa.msu.edu/~balazs/ResBos/>.

---

<sup>b</sup> Needless to say, this postulation has to be further tested by data.