

Drell-Yan Cross Section and J/ψ Production in High-Energy Nucleus-Nucleus Collisions

Cheuk-Yin Wong

Physics Division, Oak Ridge National Laboratory, Oak Ridge, TN 37831, USA

E-mail: wongc@ornl.gov

We use the Drell-Yan differential distribution dN_{DY}^{AB}/dE_T in high-energy nucleus-nucleus collisions to obtain a relation between the transverse energy E_T and the impact parameter b . Such a relation is then utilized to study the transverse-energy dependence of J/ψ production in Pb-Pb collisions, using the J/ψ absorption model presented previously. The anomalous Pb-Pb suppression data at 158A GeV can be explained if one assumes the occurrence of a new phase of strong J/ψ absorption when the energy density exceeds $4.2 \text{ GeV}/\text{fm}^3$. The results are extended to make predictions for J/ψ production at higher collision energies. It is found that J/ψ survival probabilities reach the lowest survival limit when the nucleon-nucleon center-of-mass energies \sqrt{s} is greater than about 35 GeV.

1 Introduction

Following the initial suggestion by Matsui and Satz¹ that J/ψ production is suppressed in a quark-gluon plasma, the NA50 experimental observation²⁻⁵ of an anomalous J/ψ absorption in Pb-Pb collisions has led to a flurry of theoretical activity⁶⁻¹⁴. The absorption is anomalous in the systematics of the total normalized yields as a function of the sum of the radii of the colliding nuclei. It is also anomalous in the differential J/ψ survival probability, which shows a discontinuity as a function of the transverse energy. A central question is whether these discontinuities indicate the occurrence of a new phase of strong J/ψ absorption, as expected when a quark gluon plasma is produced.

Theoretical studies on J/ψ suppression require the relation between the transverse energy E_T and the impact parameter b of a collision. We shall first show how we can obtain such a relationship from the Drell-Yan distribution. We shall use the J/ψ absorption model presented previously¹⁵ to study J/ψ absorption in Pb-Pb collisions at $p_{\text{lab}} = 158A \text{ GeV}$ ($\sqrt{s} = 17.3 \text{ GeV}$). The results are then utilized to predict J/ψ production at higher energies where we find interesting trends as the collision energy increases.

2 Drell-Yan Cross Section

In NA50 experiments, the transverse energy is measured in coincidence with the detection of Drell-Yan and J/ψ dimuon pairs. Based on the assumption of a monotonic dependence, the relation between E_T and b can be easily obtained from the Drell-Yan differential cross section $d\sigma_{DY}^{AB}/dE_T$ or the Drell-Yan dis-

tribution dN_{DY}^{AB}/dE_T which is equal to $(d\sigma_{DY}^{AB}/dE_T)[N_{DY}^{AB}(total)/\sigma_{DY}^{AB}(total)]$. One relies here on the experimental nuclear mass dependences^{16,3} which indicate that initial- and final-state interactions have only very small effects on the Drell-Yan cross section in nuclear collisions. Neglecting initial- and final-state interactions, the Drell-Yan cross section element in the collision of nucleus A with nucleus B is given by

$$d\sigma_{DY}^{AB} = AB T_{AB}(\mathbf{b}) d\mathbf{b} \sigma_{DY}^{pp}, \quad (1)$$

where $T_{AB}(\mathbf{b})$ is the thickness function,

$$T_{AB}(\mathbf{b}) = \int d\mathbf{b}_A T_A(\mathbf{b}_A) T_B(\mathbf{b} - \mathbf{b}_A), \quad (2)$$

and $T_A(\mathbf{b}_A)$ and $T_B(\mathbf{b}_B)$ are the thickness functions for nucleus A and B respectively¹⁷. Therefore, we have

$$\frac{d\sigma_{DY}^{AB}}{dE_T} = AB \sigma_{DY}^{pp} T_{AB}(\mathbf{b}) \frac{d\mathbf{b}}{dE_T}. \quad (3)$$

From these relations, we can get a relation between E_T and b given by

$$\Sigma(E_T) \equiv \frac{1}{\sigma_{DY}^{AB}(total)} \int_0^{E_T} \frac{d\sigma_{DY}^{AB}}{dE'_T} dE'_T = \int_b^\infty T_{AB}(\mathbf{b}') d\mathbf{b}' \equiv \Sigma(b), \quad (4)$$

where $\Sigma(E_T \rightarrow \infty) = \Sigma(b = 0) = 1$ and

$$\sigma_{DY}^{AB}(total) = \int_0^\infty \frac{d\sigma_{DY}^{AB}}{dE'_T} dE'_T. \quad (5)$$

If the Drell-Yan distribution dN_{DY}^{AB}/dE_T is measured instead, the function $\Sigma(E_T)$ can be expressed in terms of dN_{DY}^{AB}/dE_T by

$$\Sigma(E_T) = \frac{1}{N_{DY}^{AB}(total)} \int_0^{E_T} \frac{dN_{DY}^{AB}}{dE'_T} dE'_T \quad (6)$$

where

$$N_{DY}^{AB}(total) = \int_0^\infty \frac{dN_{DY}^{AB}}{dE'_T} dE'_T. \quad (7)$$

To obtain E_T as a function of b , one can use a graphical method where one obtains $\Sigma(E_T)$ from experimental data and $\Sigma(b)$ from $T_{AB}(b)$ which can be calculated from the known geometry of the colliding nuclei. One then uses b and E_T as the abscissa, and plots Σ as the ordinate, resulting in the curves

of $\Sigma(E_T)$ and $\Sigma(b)$. From Eq. (4), the horizontal line of constant Σ then intercepts the two curves at b and its corresponding $E_T(b)$. Alternatively, one can parameterize $E_T(b)$ as

$$E_T(b) = \frac{E_{T0}}{1 + \exp[(b - b_0)/a]}, \quad (8)$$

which gives db/dE_T . One then uses Eq. (3) to determine $d\sigma_{DY}^{AB}/dE_T$. The Drell-Yan distribution for Pb-Pb collisions calculated with $E_{T0} = 135$ GeV, $b_0 = 6.7$ fm, and $a = 3$ fm is shown as the dashed curve in Fig. 1.

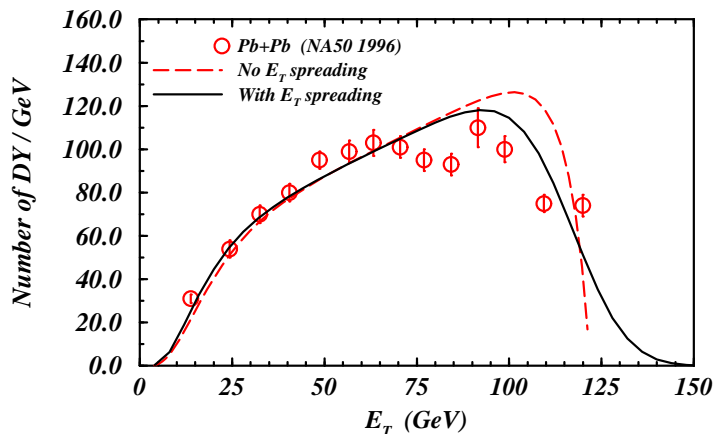


Fig. 1. The Drell-Yan distribution as a function of the transverse energy in Pb-Pb collisions at 158A GeV. The data points are preliminary data from NA50^{4,18}.

One notes that for a given value of b , the E_T value cannot be a sharp distribution. One can consider the righthand side of Eq. (8) as defining the mean value $\bar{E}_T(b)$, and include the spreading of E_T about this mean value by introducing a distribution function $D(b, E_T)$,

$$D(b, E_T) = \frac{1}{\sqrt{2\pi}\sigma(b)} e^{-[E_T - \bar{E}_T(b)]^2 / 2[\sigma(b)]^2}. \quad (9)$$

Then, with the inclusion of the spreading of E_T , $d\sigma_{DY}^{AB}/dE_T$ is given by

$$\frac{d\sigma_{DY}^{AB}}{dE_T} = AB\sigma_{DY}^{pp} \int d\mathbf{b} T_{AB}(\mathbf{b}) D(b, E_T). \quad (10)$$

From the results of Ramello et al.^{4,18}, $\sigma(b)$ in Eq. (9) can be parameterized as

$$\sigma(b) = \frac{\sigma_0}{1 + \exp[(b - b_\sigma)/a_\sigma]}, \quad (11)$$

where $\sigma_0 = 11$ GeV, $b_\sigma = 10$ fm, and $a_\sigma = 2$ fm. The Drell-Yan distribution with the inclusion of E_T spreading is shown as the solid curve in Fig. 1, which agrees well with the preliminary NA50 data^{5,18}. The Drell-Yan distribution provides a relation between E_T and b which is needed to analyze the transverse-energy dependence of J/ψ and ψ' production.

3 Model of J/ψ and ψ' Absorption

We can use the J/ψ absorption model presented previously in [15] to study J/ψ and ψ' absorption. In this model, a produced J/ψ (or its precursor) meets the projectile and target nucleon at high energies and is absorbed with a cross section $\sigma_{\text{abs}}(J/\psi-N)$. It also collides with produced hadrons (comovers) at low relative energies and is absorbed with a cross section $\sigma_{\text{abs}}(J/\psi-h)$. In a nucleus-nucleus collision, each nucleon-nucleon collision is a possible source of J/ψ and ψ' precursors. It is also the source of a fireball of produced hadrons which can absorb J/ψ and ψ' precursors produced by other nucleon-nucleon collisions. One follows the space-time trajectories of precursors, baryons, and the centers of the fireballs of produced hadrons. Absorption occurs when the space-time trajectories of the precursors cross those of other particles. Using a row-on-row picture in the center-of-mass system and assuming straight-line space-time trajectories, we obtain the differential cross section for J/ψ production in an AB collision as¹⁵

$$\frac{d\sigma_{J/\psi}^{AB}(\mathbf{b})}{\sigma_{J/\psi}^{NN} d\mathbf{b}} = \int \frac{d\mathbf{b}_A}{\sigma_{\text{abs}}^2(J/\psi-N)} \left\{ 1 - \left[1 - T_A(\mathbf{b}_A)\sigma_{\text{abs}}(J/\psi-N) \right]^A \right\} \\ \times \left\{ 1 - \left[1 - T_B(\mathbf{b} - \mathbf{b}_A)\sigma_{\text{abs}}(J/\psi-N) \right]^B \right\} F(\mathbf{b}_A, \mathbf{b}), \quad (12)$$

where $F(\mathbf{b}_A, \mathbf{b})$ is the survival probability due to soft particle collisions. To calculate $F(\mathbf{b}_A, \mathbf{b})$, we sample the target transverse coordinate \mathbf{b}_A for a fixed impact parameter \mathbf{b} in a row with the nucleon-nucleon inelastic cross section σ_{in} . In this row, $BT_B(\mathbf{b} - \mathbf{b}_A)\sigma_{in}$ projectile nucleons will collide with $AT_A(\mathbf{b}_A)\sigma_{in}$ target nucleons. We construct the space-time trajectories of these nucleons to locate the position of their nucleon-nucleon collisions. These collisions are the sources of J/ψ and ψ' precursors and the origins of the fireballs of produced particles. For each precursor source from the collision j and each absorbing fireball from the collision i at the same spatial location, we determine the time t_{ij}^h when the precursor source coexists with the absorbers in the state of produced hadrons. The survival probability due to this combination of precursor source and absorber is then $\exp\{-k_{\psi h}t_{ij}^h\}$, where the rate constant $k_{\psi h}$ is

$$k_{\psi h} = \rho_h^{NN} v_h \sigma_{\text{abs}}(J/\psi-h), \quad (13)$$

v_h is the average (J/ψ) - h relative velocity, ρ_h^{NN} is the average produced hadron number density per NN collision,

$$\rho_h^{NN} = \frac{dN_h^{NN}}{dy} \frac{1}{\sigma_{in}(d/\gamma)}, \quad (14)$$

dN_h^{NN}/dy is the particle multiplicity per unit of rapidity at $y_{CM} = 0$ for an NN collision, $d \sim 2.46$ fm is the internucleon spacing, and $\gamma = \sqrt{s}/2m_{\text{nucleon}}$ is the Lorentz contraction factor. We can use the parametrization of Eq. (2.4) in Reference [19] to obtain dN_h^{NN}/dy as a function of the collision energy.

When we include all possible precursor sources and absorbers, $F(\mathbf{b}_A, \mathbf{b})$ becomes

$$F(\mathbf{b}_A, \mathbf{b}) = \sum_{n=1}^{N_<} \frac{a(n)}{N_>N_<} \sum_{j=1}^n \exp\{-\theta \sum_{i=1, i \neq j}^n k_{\psi h} t_{ij}^h\}, \quad (15)$$

where $N_>(\mathbf{b}_A)$ and $N_<(\mathbf{b}_A)$ are the greater and the lesser of the (rounded-off) nucleon numbers $AT_A(\mathbf{b}_A)\sigma_{in}$ and $BT_B(\mathbf{b} - \mathbf{b}_A)\sigma_{in}$, $a(n) = 2$ for $n = 1, 2, \dots, N_< - 1$, and $a(N_<) = N_> - N_< + 1$. The function θ is zero if $A = 1$ or $B = 1$ and is 1 otherwise.

We assume that the Bjorken-type longitudinal expansion occurs after the last nucleon-nucleon collision takes place at that spatial point. The survival probability F can be determined from $k_{\psi h}$ and

$$t_{ij}^h = t_n + t_f - \text{Max}(t_i + t_h, t_j + t_{c\bar{c}}). \quad (16)$$

Here we shall set the $c\bar{c}$ production time $t_{c\bar{c}}$ equal to 0.06 fm/c, the hadronization time t_h equal to 1.2 fm/c, and t_f is related to the freezeout time $t_{\text{freezeout}}$ by

$$t_f = t_h + t_h \ln(t_{\text{freezeout}}/t_h) = t_h + t_h \ln(\rho_h^{NN}/\rho_{\text{freezeout}}^{NN}). \quad (17)$$

We use a freezeout density of $\rho_{\text{freezeout}}^{NN} = 0.5$ hadrons/fm³, corresponding to a produced hadron freezeout separation of 1.3 fm. The ψ' production cross section can be obtained from the above equations by changing J/ψ into ψ' .

We have used this absorption model to study the experimental J/ψ and ψ' data in p -A and nucleus-nucleus collisions^{6,10}. We found that J/ψ absorption by produced hadrons, as revealed by O-Cu, O-U, and S-U collisions, is small, and the experimental Pb-Pb yield is much smaller than the extrapolated results if one assumes J/ψ absorption by nucleons and produced hadrons only.

The deviation of the J/ψ data in Pb-Pb collisions from the conventional theoretical extrapolations of p -A, O-A, and S-U collisions suggests that there is a transition to a new phase of strong absorption which sets in when the

local energy density exceeds a certain threshold. We have extended the absorption model to describe this transition in terms of the critical number of NN collisions at a spatial point^{6,10}. We can reformulate the model here in terms of the critical energy density. Evaluated in the nucleon-nucleon center-of-mass system, the energy density at the spatial point, which has had ν prior nucleon-nucleon collisions, is approximately

$$\epsilon = \nu \rho_h^{NN} m_t \quad (18)$$

where m_t is the average transverse mass of a produced hadron.

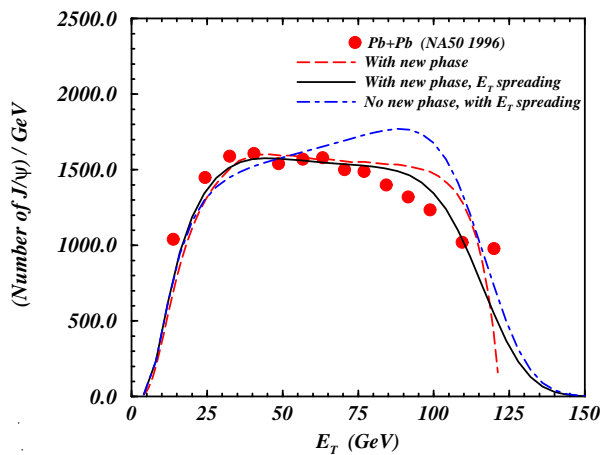


Fig. 2. The J/ψ distribution as a function of the transverse energy in Pb-Pb collisions at 158A GeV. The data points are preliminary data from NA50^{4,18}.

We postulate that soft particles make a transition to a new phase with stronger J/ψ absorption at a spatial point if the energy density at that point exceeds ϵ_{crit} . When this happens, the matter in the new phase absorbs J/ψ with a greater strength. To keep track of the same matter density, we still use the same number of particles in the new phase as in the hadron matter, but the particles in the new phase absorb J/ψ with an effective cross section $\sigma_{\text{abs}}(J/\psi-x)$. The quantity $k_{\psi h} t_{ij}^h$ in Eq. (15) becomes $k_{\psi h} t_{ij}^h + k_{\psi x} t_{ij}^x$, where the new rate constant $k_{\psi x}$ is

$$k_{\psi x} = \rho_h^{NN} v_x \sigma_{\text{abs}}(J/\psi-x), \quad (19)$$

and the quantity t_{ij}^x is the time for a J/ψ produced in collision j to coexist at the same spatial location with the absorbing soft particles produced in collision

i in the form of the new phase. The duration when the matter is in the new phase can be inferred by assuming that the matter undergoes Bjorken-type longitudinal expansion after all the nucleon-nucleon collisions have occurred at that point. Because the soft particles are relativistic, we take all relevant velocities v in Eqs. (13) and (19) to be 1.

We obtain good agreement with Pb-Pb data using the following parameters: $\sigma_{\text{abs}}(\psi-N) = \sigma_{\text{abs}}(\psi'-N) = 6.36$ mb, $\epsilon_{\text{crit}} = 4.2$ GeV/fm³, $\sigma_{\text{abs}}(J/\psi-h) = 0.15$ mb, $\sigma_{\text{abs}}(J/\psi-x) = 3.7$ mb, and $\sigma_{\text{abs}}(\psi'-h) = 11$ mb. Note that $\sigma_{\text{abs}}(J/\psi-x) \gg \sigma_{\text{abs}}(J/\psi-h)$. We show in Fig. 2 the J/ψ distribution in Pb-Pb collisions at 158A GeV. The solid curve is the result when one assumes a new phase and E_T spreading, the dashed curve is the result with the new phase but without E_T spreading. The dashed-dot curve is the result without the new phase, but the E_T spreading is included. There is good agreement of the theoretical curve with the preliminary NA50 data⁵ when one assumes a new phase of strong J/ψ absorption and takes into account the E_T spreading.

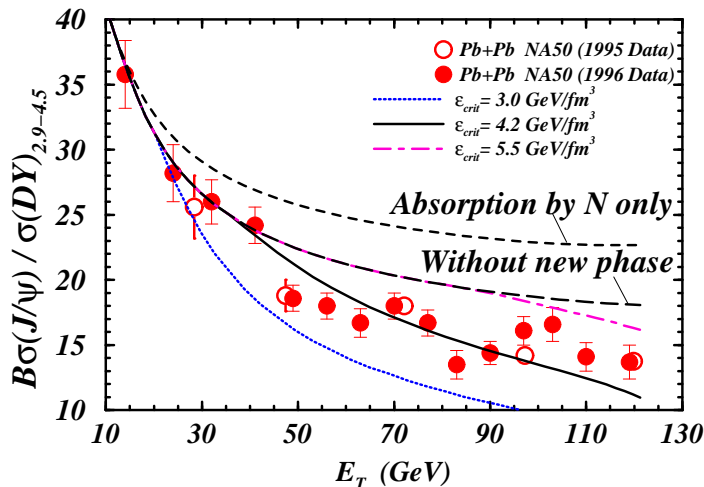


Fig. 3. The ratio of $\mathcal{B}\sigma(J/\psi)/\sigma(DY)$ for Pb-Pb collisions at 158A GeV as a function of E_T . The data points are preliminary data from NA50⁵.

In Fig. 3 we show $\mathcal{B}\sigma^{AB}(J/\psi)/\sigma^{AB}(DY)$ for Pb-Pb collisions at 158A GeV. The short-dashed curve gives the results when there is absorption by nucleons only, while the long-dashed curve gives the results when one assumes absorption by nucleons and produced hadrons. Depending on the critical energy density, the ratio $\mathcal{B}\sigma^{AB}(J/\psi)/\sigma^{AB}(DY)$ deviates from the long-dashed curve (for no

new phase) at different transverse energies. For $\epsilon_{\text{crit}} = 4.2 \text{ GeV}/\text{fm}^3$, the break occurs at $E_T \sim 40 \text{ GeV}$ which is close to the break observed experimentally⁵. For $\epsilon_{\text{crit}} = 3.0 \text{ GeV}/\text{fm}^3$, it occurs at $E_T \sim 20 \text{ GeV}$, and for $\epsilon_{\text{crit}} = 5.5 \text{ GeV}/\text{fm}^3$, it occurs at $E_T \sim 90 \text{ GeV}$. However, the discontinuity in the theoretical results is much smoother than the discontinuity in the preliminary NA50 data⁵ shown in Fig. 3.

4 Dependence of J/ψ Survival Probability on Collision Energy

The above formulation allows one to calculate the J/ψ survival probabilities, represented by $S(b) = [\mathcal{B}\sigma^{AB}(J/\psi)/\sigma^{AB}(DY)]/[\mathcal{B}\sigma^{pp}(J/\psi)/\sigma^{pp}(DY)]$, as a function of the impact parameter for different collision energies. The results are shown in Fig. 4. The short-dashed curve is the survival probability when J/ψ is absorbed by nucleons only. The dash-dot and the solid curves are the results when there is a new phase. The dashed curves are the survival probabilities when there is no new phase. The numbers label the collision energy, \sqrt{s} .

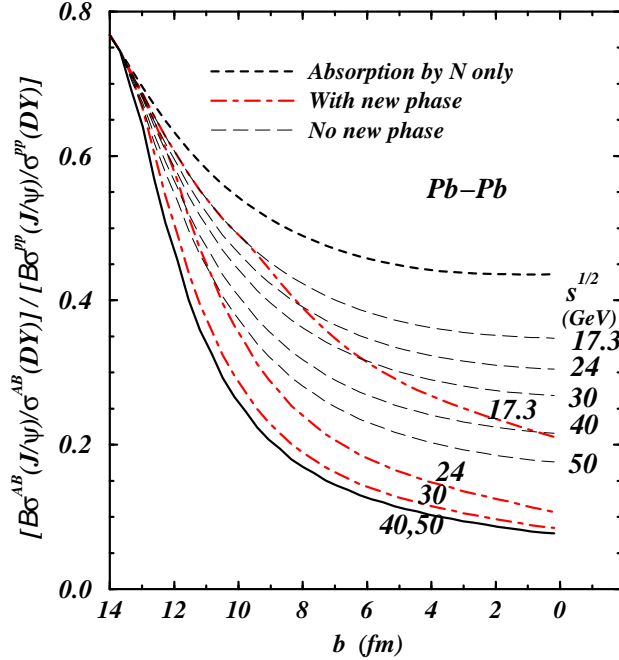


Fig. 4. The ratio $[\mathcal{B}\sigma^{AB}(J/\psi)/\sigma^{AB}(DY)]/[\mathcal{B}\sigma^{pp}(J/\psi)/\sigma^{pp}(DY)]$ for Pb-Pb collisions at different collision energies as a function of the impact parameter.

Figure 4 shows that if a new phase of strong J/ψ absorption is assumed, the J/ψ survival probability reaches the “lowest survival” (LS) limit (the solid curve) when the nucleon-nucleon center-of-mass energy \sqrt{s} reaches about 35 GeV. This is the limit at which the energy density of the produced matter is so large that no J/ψ particles, except those produced at the peripheral region of the collision, can survive the nucleus-nucleus collision. If there is no phase transition, the lowest survival limit is reached at about $\sqrt{s} \sim 70$ GeV.

The existence of this lowest J/ψ survival limit shows up as a universal curve when one plots the J/ψ survival probability as a function of b for different energies. This can be obtained by transforming $S(E_T)$ to $S(b)$, utilizing the method of Section 2 to make a correspondence between E_T and b by means of the Drell-Yan distribution. Upon verification of the existence of the lowest survival limit, the energy at which this LS limit is reached then gives a good indication as to whether the new phase of strong absorption occurs or not.

The above results have an important implication for the RHIC collider. At the energy $\sqrt{s} = 200$ GeV, one expects that the J/ψ survival probability, as measured by $S(b) = [\mathcal{B}\sigma^{AB}(J/\psi)/\sigma^{AB}(DY)]/[\mathcal{B}\sigma^{pp}(J/\psi)/\sigma^{pp}(DY)]$, will be in the lowest survival limit. However, such a limit can also be reached by the absorption of J/ψ by collisions with produced hadrons alone, as one can see from Fig. 4. It will be difficult to distinguish the two cases at such a high energy. It is therefore important to perform experiments at lower energies where such a distinction can be observed.

5 Conclusions

Using the relation between E_T and b obtained from the Drell-Yan distribution, we have analyzed the transverse-energy dependence of J/ψ production. We found that the anomalous suppression of J/ψ in Pb-Pb collisions can be explained by a model in which a new phase of strong absorption sets in when the local energy density exceeds 4.2 GeV/fm³. The critical energy density ϵ_{crit} which corresponds to the onset of the new phase is close to the quark-gluon plasma energy density, $\epsilon_c \sim 4.17$ GeV/fm³, calculated from the lattice gauge theory result²⁰ of $\epsilon_c/T_c^4 \sim 20$ with $T_c \sim 0.2$ GeV. Therefore, it is interesting to speculate whether the new phase of strong absorption may be the quark-gluon plasma. However, other signatures are needed to corroborate whether the quark-gluon plasma has been produced.

Our formulation of the absorption model in terms of produced hadron densities allows us to calculate J/ψ survival probabilities at higher energies. We found interesting new results that the J/ψ survival probability reaches the lowest survival limit when the collision energy \sqrt{s} reaches about 35 GeV. At

the energy of $\sqrt{s} = 200$ GeV, it will become difficult to distinguish absorption by the new phase or absorption by produced soft particles, as both effects will lead to the lowest survival limit.

Acknowledgments

This research was supported by the Division of Nuclear Physics, U.S. D.O.E. under Contract DE-AC05-96OR22464 managed by Lockheed Martin Energy Research Corp.

References

1. T. Matsui and H. Satz, Phys. Lett. B178 (1986) 416.
2. M. Gonin, NA50 Collaboration, Nucl. Phys. A610 (1996) 404c.
3. C. Lourenço, NA50 Collaboration, Nucl. Phys. A610 (1996) 552c.
4. L. Ramello *et al.*, NA50 Collaboration, in Proceedings of Quark Matter '97 Conference, Tsukuba, December 1-5, 1997.
5. A. Romana *et al.*, NA50 Collaboration, in Proceedings of the XXXIII Recontres de Moriond, Les Arcs, France, 21-28 March, 1998.
6. C. Y. Wong, Nucl. Phys. A610 (1996) 434c.
7. D. Kharzeev, Nucl. Phys. A610 (1996) 418c.
8. J.-P. Blaizot and J.-Y. Ollitrault, Nucl. Phys. A610 (1996) 452c.
9. S. Gavin and R. Vogt, Nucl. Phys. A610 (1996) 442c.
10. C. Y. Wong, Phys. Rev. C55 (1997) 2621; C. Y. Wong, Nucl. Phys. A630, 487 (1998); C. Y. Wong, hep-ph/9712332.
11. A. Capella, A. Kaidalov, A. K. Akil, and C. Gerschel, Phys. Lett. B393 (1997) 431; N. Armesto, A. Capelle, and E. G. Ferreira, hep-ph/9807258.
12. W. Cassing and C. M. Ko, Phys. Lett. B396 (1997) 39.
13. D. Kharzeev, C. Lourenço, M. Nardi, and H. Satz, Z.Phys. C74, 307 1997; D. Kharzeev, nucl-th/9802037.
14. N. Armesto, M. A. Braun, E. G. Ferreira, and C. Pajares, Phys. Rev. Lett. 77 (1996) 3736.
15. C. Y. Wong, Phys. Rev. Lett. 76 (1996) 196.
16. D. M. Alde *et al.*, E772 Collaboration, Phys. Rev. Lett. 66, 133 (1991).
17. C. Y. Wong, *Introduction to High-Energy Heavy-Ion Collisions*, World Scientific Publishing Company, 1994.
18. The transverse energies in Ref. [4] need to be rescaled by a factor of 0.81 to give the transverse energies in Ref. [5] (M. Gonin, Charmonium Workshop, Institute of Nuclear Theory, Seattle, May 18-22, 1998). Therefore, we multiply the transverse energies of Ref. [4] by 0.81 in our analysis.
19. C. Y. Wong and Z. D. Lu, Phys. Rev. D39, 2606 (1989).
20. T. Blum *et al.*, Phys. Rev. D51 (1995) 5153.