

Searching for Strongly Interacting Massive Particles (SIMPs)

R. N. Mohapatra¹, F. Olness², R. Stroynowski², V. L. Teplitz²

¹*Department of Physics, University of Maryland, College Park, MD, 20742*

²*Department of Physics, Southern Methodist University, Dallas, TX 75275*

(May, 1999)

Abstract

We consider laboratory experiments that can detect stable, neutral strongly interacting massive particles (SIMPs). We explore the SIMP annihilation cross section from its minimum value (restricted by cosmological bounds) to the barn range, and vary the mass values from a GeV to a TeV. We calculate, as a function of the SIMP-nucleon cross section, the minimum nucleon number A for which there should be binding in a nucleus. We consider accelerator mass spectrometry with a gold ($A = 200$) target, and compute the likely abundance of anomalous gold nuclei if stable neutral SIMPs exist. We also consider the prospects and problems of detecting such particles at the Tevatron. We estimate optimistically that such detection might be possible for SIMPs with SIMP-nucleon cross sections larger than 0.1 millibarn and masses between 25 and 50 GeV.

I. INTRODUCTION

The nature of the dark matter in the universe is a question of great interest for particle physics since the successful standard model has no candidate with the right properties to qualify as one. It is, therefore, hoped that determining the properties of the dark matter particle can provide important information about the nature of new physics beyond the standard model. One intriguing candidate that has been discussed in literature is a stable massive strongly interacting neutral particle (SIMP) [1]. Such particles arise in many gauge models [2], and their existence is of interest even if they do not constitute dark matter. While there already exist several severe constraints from cosmology and astrophysics on these particles, [1,4] they can still be viable if their strong interaction parameters are appropriately chosen. It is therefore of interest to explore all possible avenues to “tighten the noose” on them. In this paper we discuss two experiments of interest in this connection.

The essential property of the SIMPs (henceforth denoted as X) that determines their possible experimental signature is the nature of their interaction with ordinary nucleons. It is not easy to guess the interactions of such unknown particles; however, we have some guide from nucleon-hyperon interactions. In addition, as detailed in Section II, we make use of

an approximate relation between σ_{XN} and $\sigma_{X\bar{X}}$. Furthermore, cosmology provides a lower bound on $\sigma_{X\bar{X}}$. In considering binding of X in nuclei, we will assume the XN potential to be attractive at low energies, as should be the case whenever XN scattering is a result of two particle exchange. [6]

In a recent publication [4] two of us (RNM and VLT) investigated constraints on SIMPs from searches for anomalous nuclei containing them. We considered two cases. First we built on the work of Dicus and Teplitz, [5] assuming that the depth of binding potential V_{XN} is of the order of a few MeV's, as is the case for the Λ particles. That work showed that the anomalous nucleus ${}^9Be_X^*$ would be formed during big bang nucleosynthesis (BBN) if the X - N potential is attractive and large enough (*i.e.*, 10 MeV or more) for X -binding in light nuclei. Using a plausible model for the $X\bar{X}$ annihilation cross section, Ref. [4] estimated that the concentration of the X particles relative to the baryons must be bigger than $\sim 10^{-5}$, which then leads to a concentration of ${}^9Be_X^*$ in the present universe which is several orders of magnitude higher than the present upper limits on anomalous Be obtained in experiments by Hemmick *et al.* [7]

Second, Reference [4] pointed out that, for a given attractive X - N potential, binding is more likely in the more massive high Z nuclei than in low Z nuclei. This is because, by the uncertainty principle, there is less kinetic energy for the SIMP in the high Z nucleus. We noted, however, the absence of data for anomalous nuclei with Z above that of sodium ($A=23$, $Z=11$), and urged that experiments be undertaken in high Z nuclei. Since publication of Ref. [4], we have been informed [8] that one group hopes to look for anomalous gold ($A=200$, $Z=79$) nuclei using accelerator mass spectrometry.

The purpose of this paper is to build upon Ref [4] in two directions. First we compute X binding and abundance in gold as a function of M_X and σ_{XN} . We choose gold in view of the experiment of Ref. [8]. Results for other heavy nuclei will be similar. Second, we make an initial estimate for detection of X - \bar{X} pairs at the Fermilab Tevatron. The plan of the paper is as follows: in Section II we estimate the abundance of anomalous gold as a function of M_X and σ_{XN} for the region of the $\{M_X, \sigma_{XN}\}$ plane for which there is binding. In Section III we consider Tevatron detection. Section IV gives our conclusions.

II. SEARCHING IN GOLD

We perform two calculations in this section. First, we compute X - A binding as a function of nucleon number A and M_X for a range of σ_{XN} . Second, we compute the abundance of anomalous gold, relative to normal gold, as a function of M_X and σ_{XN} .

We consider first the nuclei in which the X -particle will bind. As in Ref. [4] and works cited therein, we take the X - A binding energy to be:

$$B_X = V_{XN} - \frac{\pi^2}{2\mu R^2} \quad (1)$$

where V_{XN} is the average X - N potential at rest, μ is the reduced mass of the X - A system, and R is the size of the nucleus in which X is bound. We have used a simple particle in a box model. We take $R \simeq R_0 A^{1/3}$ with $R_0 \simeq 1.4 \text{ fermi}$, and A is the atomic number of the nucleus. The reduced mass of the X - A system is given by the usual expression:

$$\frac{1}{\mu} = \frac{1}{M_A} + \frac{1}{M_X} \quad (2)$$

The average X-N potential, V_{XN} , is defined implicitly via:

$$\frac{V_{XN}}{V_{NN}} = \sqrt{\frac{\sigma_{XN}}{\sigma_{NN}}} \quad (3)$$

If we take the low energy NN scattering cross section σ_{NN} to be on the order of 1 barn , use $V_{NN} \simeq 50 \text{ MeV}$, and assume $B_X \ll V_X$, we can write equation (1) as

$$\frac{2R_0^2}{\pi^2} V_{NN} \sqrt{\frac{\sigma_{XN}}{\sigma_{NN}}} A^{2/3} = \frac{1}{M_A} + \frac{1}{M_X} \quad (4)$$

which numerically reduces to

$$\frac{1}{2 \text{ GeV}} \sqrt{\frac{\sigma_{XN}}{1 \text{ barn}}} A^{2/3} = \frac{1}{M_A} + \frac{1}{M_X} \quad (5)$$

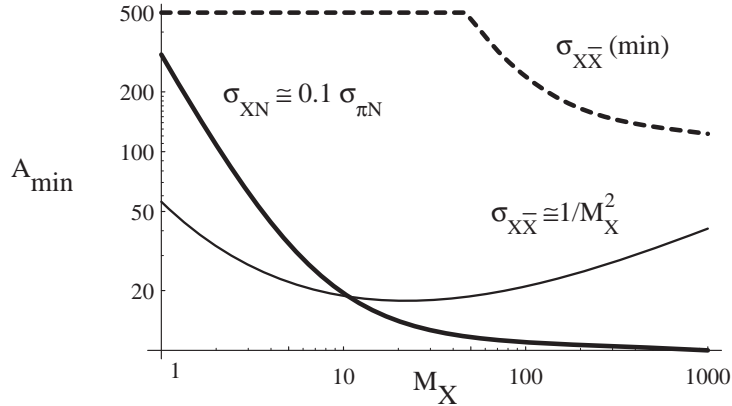


FIG. 1. The results of solving equation (5) for three choices for σ_{XN} . The dotted line is for $\sigma_{X\bar{X}}(\text{min})$, the thin line is for $\sigma_{X\bar{X}} \simeq 1/M_X^2$, and the thick line is for $\sigma_{XN} \simeq \sigma_{\pi N}$.

In Figure 1, we give the results of solving equation (5) for three choices for σ_{XN} . We determine the minimum value of A for which there is binding as a function of M_X . We assume an approximate factorization hypothesis of ref. [4],

$$\beta \sigma_{X\bar{X}} \sigma_{NN} \simeq \sigma_{XN}^2 \quad (6)$$

where $\beta \sim 1$.

To be definite, we shall consider three values for $\sigma_{X\bar{X}}$.

1. We consider $\sigma_{X\bar{X}} \sim 3 \times 10^{-13} \text{ barn}$ as a lower bound. This is the minimum cross section allowed which does not overclose the universe, (assuming $M_X \gtrsim \text{ GeV}$).
2. We use the estimate of ref. [3], $\sigma_{X\bar{X}} \simeq 1/M_X^2 = 0.4 \text{ mb}/M_X^2(\text{ GeV})$

3. Finally we look at the estimate of ref. [9], $\sigma_{XN} \simeq 0.1\sigma_{\pi N} \sim 2\text{mb}$. This estimate takes X to be the particle responsible for ultra-high energy cosmic ray (UHECR) events [10], the UHECRON.

For case (1), the minimum $\sigma_{X\bar{X}}$, we see in Figure 1 that gold will only capture X 's for $M_X \gtrsim 80$, (assuming the interaction is attractive). For case (2), $\sigma_{X\bar{X}} \sim 1/M_X^2$, we estimate there is always binding in relatively light nuclei, In particular, much of the M_X range (15~150 GeV, roughly) would have binding in sodium, and hence is likely ruled out by current experiments. For case (3), the UHECRON, there is binding in gold for M_X above a few GeV.

We turn now to the less straightforward problem of estimating the abundance of anomalous gold. Our first requirement is a capture scenario. Two possibilities present themselves. First, the gold on Earth was likely made by a supernova in the giant molecular cloud (GMC) in which the sun was bound. GMC's live for tens of million of years, so one could assume capture in the GMC before formation with an exposure time on the order of 10^7 years. There are complications, however. The X needs to be slowed from the galactic virial velocity down to thermal velocities, and then captured. In addition, both the capture reaction, $X + A \rightarrow {}^X A + \gamma$, and the dissociation reaction, $\gamma + {}^X A \rightarrow X + A$ from γ 's generated by hot stars and supernova in the GMC, must be considered. There appear to be too many unknown parameters for a reliable estimate. The second, more conservative and more easily estimated scenario is to assume SIMP capture after formation of the Earth.

The key to the second scenario is that gold nuclei be close enough to the surface for galactic halo SIMPs to reach them. Geologists say, with some confidence, [11] that there are selected gold deposits that should have had long exposure to any cosmic SIMPs. These are deposits found at the surface of the earth, in particular, in the gravel of streams (“placer gold”) in regions that are sufficiently inactive geologically that one can be reasonably confident of an exposure for over $\sim 10^7$ years. The Sierra Nevada Mountains are such a region. Placer gold from the California gold rush would have a lesser exposure time, on the order of $\sim 10^4$ years. For such placer gold, the results discussed below on the abundance of anomalous gold should be decreased by a factor of 10^3 .

Given an exposure time of $\sim 10^7$ years, we must then calculate how deep into the Earth the X particle penetrates, and how many nuclei are in the region penetrated. We make the conservative approximation that the gold is uniformly mixed with other elements so X can be captured by any $A > A_{min}$. We assume all X 's are captured since scattering slows them to thermal velocities.

Range of A	A_M	Element	C_M in ($\mu\text{gm}/\text{gm}$)
≤ 20	20	<i>Ar</i>	5×10^5
$10 \leq A \leq 26$	26	<i>Al</i>	8.3×10^4
$26 \leq A \leq 137$	137	<i>Ba</i>	425
$137 \leq A \leq 200$	207	<i>Pb</i>	12.5

TABLE I. Abundances of the most abundant nuclei in a given A-interval.

We now compute the fraction f of gold that has captured an X:

$$f(M_X, \sigma_{XN}) \simeq n_X v t \frac{f_{Au}}{N_{Au}} \quad (7)$$

Here n_X is the galactic halo abundance at the solar distance from the galactic center, v is the galactic virial velocity (300 km), t is the exposure time, f_{Au} is the fraction of the stopped X's captured in gold, and N_{Au} is the number of Au nuclei (per cm^2) in the stopping length λ_X of X.

The fraction f_{Au} is taken to be:

$$f_{Au} = \frac{C_{Au}}{C_M} \sqrt[3]{\frac{A_M}{A_{Au}}} \quad (8)$$

where the C 's are concentrations by weight in the Earth's crust, and we expect the capture cross to be proportional to $A^{2/3}$. The index M designates the most abundant element with a nucleus heavier than A_{min} . We choose A_M from Table I.

N_{Au} in equation (7), the number of Au nuclei (per cm^2) in the stopping length λ_X of X, is given by

$$N_{Au} = \lambda_X \frac{M_E}{m_p} \frac{C_{Au}}{A_{Au}} \quad (9)$$

where M_E is the mass of the earth, and $m_p \sim 1$ GeV is the mass of an ordinary nucleon.

For λ_X we take

$$\lambda_X = \left\{ \frac{\rho_E}{\tilde{A}m_p} \tilde{A}^{2/3} \sigma_{XN} \left[1 - \left(\frac{M_X}{M_X + \tilde{A}m_p} \right)^2 \right] \right\}^{-1} \quad (10)$$

where $\tilde{A} \sim 20$ is the A value for an "average nucleus," and the last factor ($\equiv \Delta E_X/E_X$) assumes that XA scattering in the C.M. is isotropic. Note, as a sanity check, that the C_{Au} factor in equation(9) cancels with that in f_{Au} , equation(8), as one would expect.

Finally, to get n_X in equation(8) we compute the primordial X freeze-out abundance, \tilde{n}_X , precisely as specified in Kolb and Turner [12], using (in their notation) $n=1$ and $g=1$, and making use of the factorization approximation relating $\sigma_{X\bar{X}}$ to σ_{NX} . We then assume that X's are concentrated in the galaxy to the same extent as baryons, but are distributed in an isothermal spherical halo of 70 kpc radius. This gives $n_X/n_B = 3.7 \times 10^{-3} \tilde{n}_X/\tilde{n}_B$ with, the tilde denoting the cosmic average.

The result of the calculation for $\log_{10}(1/f)$ is shown with quiet drama in Table 2. σ_{XN} ranges from $5 \times 10^{-7}b$ (corresponding to $\sigma_{X\bar{X}} = \sigma_{min} = 3 \times 10^{-37}cm^2$) to 1 barn, while M_X ranges from 1 GeV to 1 TeV. In the first column we see that the X does not bind in gold until $M_X \in [80, 130]$ GeV, which is consistent with Figure 1. As σ_{XN} increases, the abundance falls because [12] $Y_\infty \propto 1/(M_X \sigma_{X\bar{X}})$ and $\sigma_{X\bar{X}} \sim \sigma_{NX}^2$. This fact also plays a major role in the decrease of f as M_X increases. Note from the table that the boundary between binding and no-binding can be approximated by the implicit relation $M_X^2 \sigma_{XN} \sim 5mb \text{ GeV}^2$.

The result of Table 2 is optimistic in that previous experiments have reached abundance fractions approaching $f \sim 10^{-20}$. Therefore, it is likely to be possible to explore the entirety

of the parameter space of Table 2 in which there is binding of the X. For the UHECR case of Ref. [9] ($\sigma_{XN} \gtrsim 0.1\sigma_{\pi N}$, $M_X \lesssim 50$ GeV), it is only necessary to go to 10^{-16} , not 10^{-20} . This is because Table 2 shows that, even for the largest XN cross sections, if the value of M_X is below 50 GeV, $\log_{10}(f) > -15.7$.

While Table 2 shows the fraction f is a relatively smoothly varying function of σ_{NX} and M_X over most of the range, closer examination shows some regions of large variation. For example, the first column shows a change by 2 orders of magnitude between $M_X=350$ and 570 GeV. In Figure 1 this corresponds to $M_X \simeq 530$ where A_{min} goes from above 137 to below 137. This corresponds to A_M in equation(5) falling from 207 (Pb) to 137 (Ba) which shifts C_M in equation(8) by a factor of 35. To see this effect more clearly, we plot in Figure 2 abundance fraction f as a function of M_X for the 3 cross section choices of Figure 1. The curve for $\sigma_{X\bar{X}}(min)$ has a steep rise just past $M_X = 100$ where A_M in Figure 2 first falls below 200 (so that there is binding in gold). The discontinuous behavior at $M_X = 530$ GeV is seen clearly. The curve for $\sigma_{XN} \simeq \sigma_{\pi N}$ is monotonic (after its initial rise when binding occurs) corresponding to the monotonic behavior of Au in Figure 1 for the corresponding curve. The curve for $\sigma_{X\bar{X}} \simeq 1/M_X^2$ has discontinuities of both signs corresponding to the fall of this same curve in Figure 1 to below 26 and 20, and subsequent rise above these points.

	0.0005	0.0015	0.0042	0.012	0.032	0.09	0.25	0.69	1.9	5.3	15	41	110	310	860
1.0	–	–	–	–	–	–	–	–	–	6.3	8.3	8.7	12.5	12.9	13.4
1.6	–	–	–	–	–	–	–	–	6.1	8.1	8.5	12.3	12.7	13.1	13.6
2.7	–	–	–	–	–	–	–	5.9	7.9	8.3	12.1	12.5	12.9	13.3	13.8
4.3	–	–	–	–	–	–	5.7	7.7	8.1	11.1	12.3	12.7	13.1	13.6	14.0
7.1	–	–	–	–	–	5.5	7.5	7.9	10.9	12.1	12.5	12.9	13.4	13.8	14.2
12	–	–	–	–	5.6	7.6	8.1	8.5	12.2	12.7	13.1	13.5	13.9	14.3	14.8
19	–	–	–	–	7.5	7.9	8.3	11.3	12.5	12.9	13.3	13.8	14.2	14.6	15.0
31	–	–	–	7.4	7.8	8.2	8.6	12.4	12.8	13.2	13.6	14.1	14.5	14.9	15.3
50	–	–	5.7	7.7	8.1	8.5	11.5	12.7	13.1	13.6	14.0	14.4	14.8	15.3	15.7
81	–	5.7	7.7	8.1	8.5	8.9	11.9	13.1	13.5	14.0	14.4	14.8	15.2	15.6	16.1
132	5.7	7.7	8.1	8.5	8.9	9.3	12.2	13.5	13.9	14.3	14.7	15.2	15.6	16.0	16.4
220	6.0	8.0	8.4	8.9	9.3	9.7	12.6	13.9	14.3	14.7	15.1	15.5	16.0	16.4	16.8
350	6.4	8.4	8.8	9.3	9.7	10.1	13.8	14.3	14.7	15.1	15.5	15.9	16.4	16.8	17.2
570	8.4	8.8	9.2	9.7	10.1	10.5	14.3	14.7	15.1	15.5	15.9	16.4	16.8	17.2	17.6
930	8.9	9.3	9.7	10.1	10.5	10.9	14.7	15.1	15.5	16.0	16.4	16.8	17.2	17.6	18.1

TABLE II. M_X (vertical) is in units of GeV, and σ_{XN} (horizontal) is in units of mb . Table entries are $\log_{10}(1/f)$, and the – indicates those cases for which X does not bind at all.

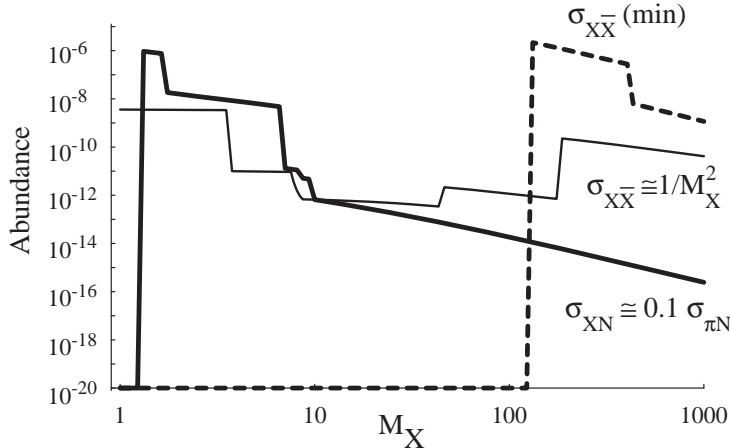


FIG. 2. The abundance fraction f as a function of M_X for the 3 cross section choices. The dotted line is for $\sigma_{X\bar{X}}(\min)$, the thin line is for $\sigma_{X\bar{X}} \simeq 1/M_X^2$, and the thick line is for $\sigma_{XN} \simeq \sigma_{\pi N}$.

It is also of interest to make a connection with the experiments searching for weakly interacting massive particles (WIMPs). For $\sigma_{XN} \gtrsim 4 \times 10^{-6} b$, which corresponds to $\sigma_{X\bar{X}}$ a factor of 50 above $\sigma_{X\bar{X}}(\min)$, the contribution of X to the local galactic dark matter density ($4 \times 10^{-25} g/cm^3$) is less than 2 percent.

It is important to note that we only assume that the mass density of SIMPs is less than or equal to the dark matter constraint; we do not assume, as did Starkman *et al.*, [1], that it saturates the constraint.

In summary, we see from the above discussion that: i) we have binding in gold for $M_X^2 \sigma_{XN} \gtrsim 5 mb \text{ GeV}^2$; ii) a SIMP of mass up to a TeV satisfying this condition, and having an attractive interaction with nucleons, should form anomalous gold nuclei of sufficient abundance to be seen by accelerator mass spectrometer experiments sensitive to one part in 10^{20} ; and iii) UHECRs could be detected in an experiment with a sensitivity of one part in 10^{16} for the mass range from a few GeV to their 50 GeV maximum, (assuming a target of gold with 10^7 years' exposure).

III. SEARCHING AT THE TEVATRON

If neutral, stable SIMPs were actually to exist, it might be possible to produce and detect them at the Tevatron. Although such detection might be difficult, further study is required before one can decide whether it is impossible. In this section, we make an optimistic estimate of the most promising ranges of M_X and σ_{XN} for observing these SIMPs. While the region accessible to the Tevatron is quite restricted, it includes a portion of a particularly interesting region – the region relevant to the explanation of the Ultra High Energy Cosmic Ray (UHECRs) events proposed by Farrar, Kolb and coworkers. [9]

We consider $X\bar{X}$ production in one of the Tevatron detectors. Assuming that the SIMP has colored constituents (*e.g.*, gluon, gluino, ...), its pair production will be accompanied by soft hadrons. A neutral, stable SIMP particle will not generate a signal in the central tracker, and is unlikely to interact in the electromagnetic calorimeter of the Tevatron detectors. It may, however, interact with material in the denser hadronic calorimeter. Such an interaction

will have kinematical characteristics that can be used to distinguish it on a statistical basis from neutron and K_L^0 interactions. The distinction is based on the assumption that at the Tevatron energies, the mass of a SIMP represents a substantial fraction of its total energy. We then need to ask how much energy the SIMP is likely to deposit in the hadron calorimeter, whether we can distinguish a SIMP shower from that from a neutron or K_L^0 , and what overall event rate might be expected.

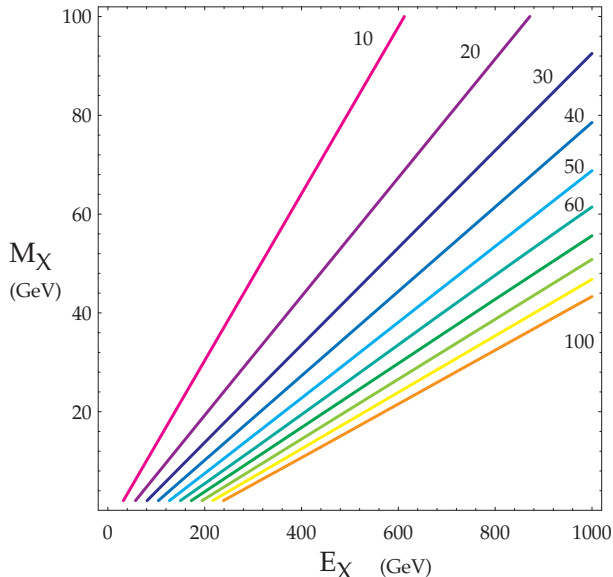


FIG. 3. Contours for energy loss as a function of $\{M_X, E_X\}$. The contours displayed are in steps of 10 GeV.

With regard to energy deposition in the hadron calorimeter, we make a qualitative estimate. Assume that, in interacting with a nucleon in one of the steel plates, the X loses half of its C.M. kinetic energy into particle production. We can then transform back to the lab system and estimate the energy lost by X as a function of E_X and M_X . Figure 3 shows the results. It has contours for energy losses (into hadron showers) of 10, 20, ... 100 GeV. We see that 400 GeV partons could, triggering on multiple ~ 10 GeV showers, permit discovery of SIMPs with masses up to 60 GeV. Similarly 600 GeV partons could push the SIMP discovery limit up to 100 GeV. At 300 GeV, we can get up to 50 GeV masses, which is the upper limit, in the analysis of Farrar et al [9], of a SIMP that would explain the UHECR events.

If σ_{XN} is too small, there will be no showers at all. In $1m$ of steel, we get about 5 interactions for a cross section of a few mb , but only 0.001 for our minimum σ_{XN} ($\sim 5 \times 10^{-31} cm^2$). We might detect one jet from the SIMP pair at a sufficient rate if we had a cross section on the order of at least a tenth of a millibarn, and both jets for a cross section over a millibarn. The estimate of reference [9] states that a cross section of more than a millibarn is needed if the SIMP is to reproduce the UHECR events.

We estimate the production rate of SIMPs by scaling the production rate of jets by the ratio of XN to the Meson-N cross sections. We observe that the total cross section for πp and Kp scattering is approximately $\sim 30mb$ for \sqrt{s} of a few hundred GeV, with a mild (logarithmic) variation with \sqrt{s} . With this perspective, we can now turn from the t -channel

$Xp \rightarrow Xp$ process to the s -channel $p\bar{p} \rightarrow X\bar{X}$ to estimate a scaled cross section. In the low energy region, X -production will be suppressed relative to jet production by the X mass. However, for E_X larger than a few times M_X , there is no more phase space suppression, and we therefore expect scaling to work well (for $M_X = 50 \text{ GeV}$) in the region $E_X \gtrsim 200 \text{ GeV}$. The cross section for producing jets with $E_T \gtrsim 200 \text{ GeV}$ is $\sim 100 \text{ pb}$. This gives $\sim 3 \text{ pb}$ for any one quark (to be compared with a t -quark production cross section of $\sim 5 \text{ pb}$), corresponding to ~ 300 events in Run I and ~ 6000 events in Run II. Again, reference [9] estimates that the UHECR would need a cross section of about a tenth the meson nucleon cross section. Scaling the production cross section by that amount gives a good number of events in Run II.

Turning to the question of whether we would recognize a SIMP shower in a hadron calorimeter if we saw one, the best available discriminant would appear to be the opening angle of the shower. A pion moving transverse in the SIMP-nucleon C.M. system will have a laboratory angle of

$$\tan \theta = \frac{1}{\gamma} = \frac{\sqrt{2m_p E_X + M_X^2}}{E_X + m_p} \quad (11)$$

Comparing a 500 GeV SIMP with a 500 GeV neutron, we see that the SIMP shower will be ~ 40 percent wider if $M_X \gtrsim 25 \text{ GeV}$.

In summary, an optimistic scenario finds the Tevatron discovery potential in the range $\sigma_{XN} \gtrsim 0.1 \text{ mb}$ and $25 \text{ GeV} \lesssim M_X \lesssim 50 \text{ GeV}$. Consequently, it might be possible to resolve the UHECR puzzle at Fermilab.

IV. CONCLUSIONS

We emphasize here that, as discussed in Ref. [4], searches for SIMPs in anomalous nuclei are much better carried out in high Z nuclei. In such nuclei, the SIMP kinetic energy is minimized so that the chances of binding are maximized. Table 2 shows that a proposed accelerator mass spectrometry experiment in gold is capable of discovering or eliminating SIMPs over ~ 80 percent of the relevant portion of the (σ_{XN}, M_X) plane so long as the low energy X - N potential is attractive, (the likely event). [9]

Looking for X at the Tevatron is difficult. One needs events in which there are no high energy particles at the vertex or in the electromagnetic calorimeter, but there are showers in the hadron calorimeter. The range of M_X values for which the hadron calorimeter showers are sufficiently energetic goes up to 50 or 100 GeV for the M_X mass. The range for which the shower opening angles are sufficiently wide to distinguish them from neutron or Kaon showers begins around 25 GeV for the M_X mass. Although this region is limited, it includes at least half the region of interest for a possible UHECR explanation. [9]

Acknowledgments: We thank D. Berley, K. Brockett, K. De, D. Dicus, M.A. Doncheski, R. Ellsworth, G. Farrar, E. T. Herrin, D. Rosenbaum, R. Scalise, and G. Yodh. The work of RNM has been supported by the National Science Foundation grant under no. PHY-9802551. The work of Olness, Stroynowski, and Teplitz is supported by DOE.

REFERENCES

- [1] G. Starkman, A. Gould, R. Esmilzadeh and S. Dimopoulos, Phys. Rev. **D 41**, 3594 (1990); E. Nardi and E. Roulet, Phys. Lett. **B245**, 105 (1990); S. Chivukula et al. Phys. Rev. Lett. **65**, 957 (1990); R. N. Mohapatra and S. Nussinov, Phys. Rev. **D 57**, 1940 (1997).
- [2] R. N. Mohapatra and S. Nandi, Phys. Rev. Lett. **79**, 181 (1997); Z. Chacko, B. Dutta, R. N. Mohapatra and S. Nandi, Phys. Rev. **D 56**, 5466 (1997); S. Raby, Phys. Rev. **D 56**, 2852 (1997); S. Barr, D. Chang and G. Senjanović, Phys. Rev. Lett. **67**, 2765 (1991); Z. Chacko, M. Luty, E. Ponton and I. Maksymyk, hep-ph/9905390; For tests of such models in colliders, see C. S. Li, P. Nadolsky, C. P. Yuan and H. Y. Zhou, Phys.Rev. **D58**, 095004,(1999); H. Baer, K. Cheung and J. Gunion, Phys.Rev. **D59**, 075002, (1999);
- [3] R. N. Mohapatra and S. Nussinov, Phys. Rev. **D 57**, 1940 (1997).
- [4] R. N. Mohapatra and V. L. Teplitz, Phys. Rev. Lett. **81**, 3079 (1998).
- [5] D. A. Dicus and V. L. Teplitz, Phys. Rev. Lett. **44**, 218 (1990).
- [6] We appreciate a conversation with Professor Farrar in which she emphasized the fact that two particle exchange dominance makes XN scattering attractive rather generally.
- [7] T. Hemmick, *et al.*, Phys. Rev. **D 41**, 2074 (1990).
- [8] E. Fishbach, private communication.
- [9] D. Chung, G. Farrar and E. W. Kolb, Phys.Rev. **D57**, 4606, (1998); I.F.M. Albuquerque , G. Farrar, and E. W. Kolb, Phys.Rev. **D59**, 015021 (1999).
- [10] For recent reviews, see N. Hayashida et al. Proc. of International symposium on *Extremely High Energy Cosmic Rays*, Tokyo, Japan, September (1996); V. Berezhinsky, Nucl. Phys. Proc. Suppl. **70**, 419 (1999).
- [11] E.T. Herrin, private communication.
- [12] E. W. Kolb and M. Turner, *The Early Universe*, Addison-Wesley, Menlo Park, Ca. (1990).