

APPLICATIONS OF QUANTUM INTEGRABLE SYSTEMS

OLALLA A. CASTRO-ALVAREDO AND ANDREAS FRING

*Institut für Theoretische Physik, Freie Universität Berlin,
Arnimallee 14, D-14195 Berlin, Germany
E-mail: olalla/fring@physik.fu-berlin.de*

We present two applications of quantum integrable systems. First, we predict that it is possible to generate high harmonics from solid state devices by demonstrating that the emission spectrum of a minimally coupled laser field of frequency ω to an impurity system of a quantum wire, contains multiples of the incoming frequency. Second, by evaluating expressions for the conductance in the high temperature regime we show that the characteristic filling fractions of the Jain sequence, which occur in the fractional quantum Hall effect, can be obtained from quantum wires which are described by minimal affine Toda field theories.

Dedicated to A.A. Belavin on his 60th birthday

1 Introduction

In the context of conformal and massive integrable quantum field theories an impressive amount of non-perturbative techniques has been developed during the last 25 years. Needless to say that the contributions of the Landau school has always been vital for that progress. The original motivation for considering such theories was to use the lower dimensional set up as a testing ground for general conceptual ideas and possibly to apply them in the context of string theory. As a consequence, most of the work in this area is often of a rather formal mathematical nature and lacks a link to direct physical application. So far this has not been a major issue, but lately the experimental techniques have advanced to such an extent that one can realistically hope to measure various physical quantities which can be predicted based on the developed approaches.

Here we want to present two examples of such quantities. The first is concerned with the prediction of harmonic spectra when a three dimensional laser field is coupled to a one dimensional quantum wire¹. To observe interesting phenomena in this context one needs to consider impurity systems and the concepts of integrability are so constraining that they lead one to consider mostly free systems with impurities.

The second application we shall present is related to the computation of particular values of the conductance of a quantum wire². There exist two established theoretical descriptions to compute the conductance, the Kubo formula^{3,4}, which is the outcome of a dynamical linear-response theory and the Landauer-Büttlinger theory⁵, which is a semi-classical transport theory. In both descriptions one can make full use of different non-perturbative techniques developed in the 1+1 dimensional quantum field theory context. In the first approach one of the key quantities involved is the current-current correlation function which can be obtained from a form factor expansion^{6,7,8} and in the second approach one requires the density

distributions which are accessible from a thermodynamic Bethe ansatz⁹ (TBA) analysis. Here we will concentrate on the latter and show that the characteristic Jain filling fractions¹⁰, which occur in the fractional quantum Hall effect¹¹, can be obtained from quantum wires which are described by minimal affine Toda field theories¹².

2 Harmonic generation

We commence by briefly explaining what harmonics are. The first experimental evidence can be traced back to the early sixties¹³. Franken et al found that when hitting a crystalline quartz with a weak ultraviolet laser beam of frequency ω , it emits a frequency which is 2ω . Generalizing this phenomenon to higher multiples, one says nowadays that high harmonic generation is the non-linear response of a medium (a crystal, an atom, a gas, ...) to a laser field. The importance of harmonic generation is related to the fact that it allows to convert infrared input radiation of frequency ω into light in the extreme ultraviolet regime whose frequencies are multiples of ω (even up to order ~ 1000 , see e.g.¹⁴ for a recent review). A typical experimental spectrum is presented in figure 1.

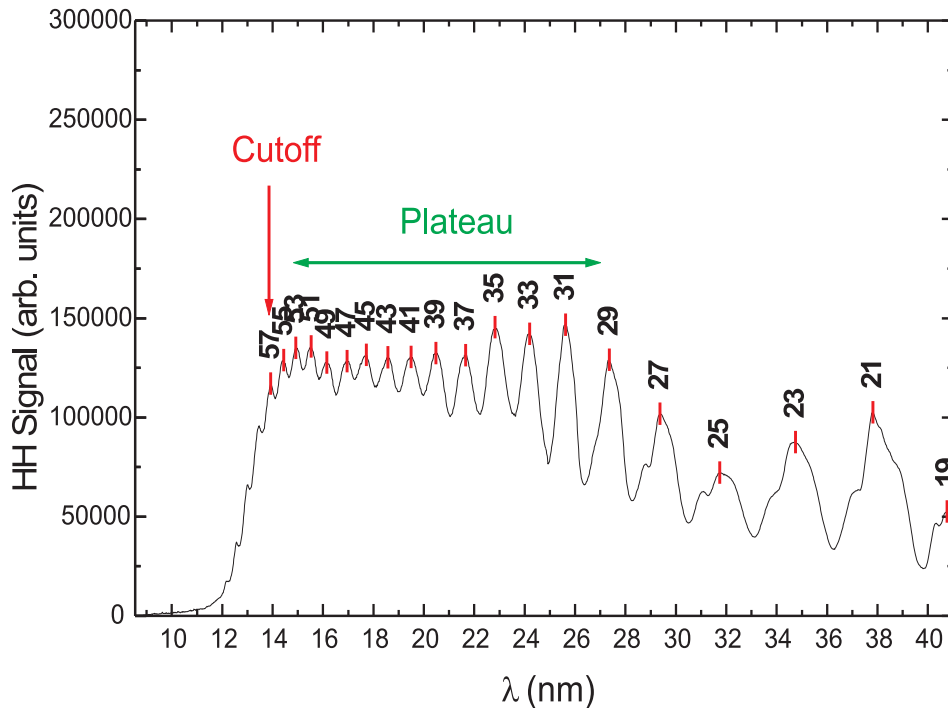


Figure 1. Harmonic spectrum for Neon for a Ti:Sa laser with $\lambda = 795\text{nm}$. Measured at the Max Born Institut Berlin [15].

In gases, composed of atoms or small molecules, this phenomenon is well-understood and, to some extent, even controllable in the sense that the frequency of the highest harmonic, the so-called “cut-off”, visible in figure 1, can be tuned as well as the intensities of particular groups of harmonics. In more complex systems, however, for instance solids, or larger molecules, high-harmonic generation is still an open problem. This is due to the fact that, until a few years ago, such systems were expected not to survive the strong laser fields one needs to produce such effects. However, nowadays, with the advent of ultrashort pulses, there exist solid-state materials whose damage threshold is beyond the required¹⁶ intensities of $10^{14}\text{W}/\text{cm}^2$. As a direct consequence, there is an increasing interest in such materials as potential sources for high-harmonics. In fact, several groups are currently investigating this phenomenon in systems such as thin crystals^{17,18}, carbon nanotubes¹⁹, or organic molecules^{20,21}.

We will therefore try to answer here the question, whether it is possible to generate harmonics from solid state devices and as a prototype of such a system we study a quantum wire coupled to a laser field.

2.1 Constraints from integrability

In order to couple the laser field to the wire we need some seeds to attach the field and therefore we are naturally led to consider impurity systems. Essential quantities to compute are the transmission amplitudes. We commence by demonstrating how integrability puts severe constraints onto them. One exploits here one of the great advantages of integrability in 1+1 dimensional models, which is the well-known fact that the n-particle scattering matrix factorises into two-particle S-matrices, which can be determined by some constraining equations which are central to the entire subject, the Yang-Baxter²² and bootstrap equations²³. Similar equations hold in the presence of a boundary^{24,25,26} or a defect^{27,28}. It is clear that with regard to the conductance a situation with a pure boundary, i.e. non-trivial effects on the constrictions, or purely transmitting defects will be rather uninteresting and we would like to consider the case when R and T are simultaneously non-vanishing. It will turn out that for that situation the Yang-Baxter equations are so constraining that not many integrable theories will be left to consider. Thus this section serves essentially to motivate the study of the free Fermion, which after all is very close to a realistic system of electrons propagating in quantum wires.

We label now particle types by Latin and degrees of freedom of the impurity by Greek letters, the bulk scattering matrix by S , and the left/right reflection and transmission amplitudes of the defect by R/\tilde{R} and T/\tilde{T} , respectively. Then the transmission and reflection amplitudes are constrained by the “unitarity” relations

$$R_{i\alpha}^{j\beta}(\theta)R_{j\beta}^{k\gamma}(-\theta) + T_{i\alpha}^{j\beta}(\theta)\tilde{T}_{j\beta}^{k\gamma}(-\theta) = \delta_i^k \delta_\alpha^\gamma, \quad (1)$$

$$R_{i\alpha}^{j\beta}(\theta)T_{j\beta}^{k\gamma}(-\theta) + T_{i\alpha}^{j\beta}(\theta)\tilde{R}_{j\beta}^{k\gamma}(-\theta) = 0, \quad (2)$$

and the crossing-hermiticity relations

$$R_{\bar{j}}^\alpha(\theta) = \tilde{R}_{\bar{j}}^\alpha(-\theta)^* = S_{j\bar{j}}(2\theta)\tilde{R}_{\bar{j}}^\alpha(i\pi - \theta), \quad (3)$$

$$T_{\bar{j}}^\alpha(\theta) = \tilde{T}_{\bar{j}}^\alpha(-\theta)^* = \tilde{T}_{\bar{j}}^\alpha(i\pi - \theta). \quad (4)$$

The equations (1) and (2) also hold after performing a parity transformation, that is for $R \leftrightarrow \tilde{R}$ and $T \leftrightarrow \tilde{T}$.

Depending now on the choice of the initial asymptotic condition one can derive the following two non-equivalent sets of generalized Yang-Baxter equations by exploiting the associativity of the extended Zamolodchikov-Faddeev algebra^{24,25,26,27,28}

$$S(\theta_{12})[\mathbb{I} \otimes R_\alpha^\beta(\theta_1)]S(\hat{\theta}_{12})[\mathbb{I} \otimes R_\beta^\gamma(\theta_2)] = [\mathbb{I} \otimes R_\alpha^\beta(\theta_2)]S(\hat{\theta}_{12})[\mathbb{I} \otimes R_\beta^\gamma(\theta_1)]S(\theta_{12}), \quad (5)$$

$$S(\theta_{12})[\mathbb{I} \otimes R_\alpha^\beta(\theta_1)]S(\hat{\theta}_{12})[\mathbb{I} \otimes T_\beta^\gamma(\theta_2)] = R_\beta^\gamma(\theta_1) \otimes T_\alpha^\beta(\theta_2), \quad (6)$$

$$S(\theta_{12})[T_\alpha^\beta(\theta_2) \otimes T_\beta^\gamma(\theta_1)] = [T_\alpha^\beta(\theta_1) \otimes T_\beta^\gamma(\theta_2)]S(\theta_{12}), \quad (7)$$

and

$$R_\alpha^\beta(\theta_1) \otimes \tilde{R}_\beta^\gamma(\theta_2) = R_\beta^\gamma(\theta_1) \otimes \tilde{R}_\alpha^\beta(\theta_2), \quad (8)$$

$$[T_\alpha^\beta(\theta_2) \otimes \mathbb{I}]S(\hat{\theta}_{12})[\tilde{R}_\beta^\gamma(\theta_1) \otimes \mathbb{I}]S(\theta_{12}) = T_\beta^\gamma(\theta_2) \otimes \tilde{R}_\alpha^\beta(\theta_1), \quad (9)$$

$$[\mathbb{I} \otimes \tilde{T}_\alpha^\beta(\theta_2)]S(\hat{\theta}_{12})[\mathbb{I} \otimes R_\beta^\gamma(\theta_1)]S(\theta_{12}) = R_\alpha^\beta(\theta_1) \otimes \tilde{T}_\beta^\gamma(\theta_2), \quad (10)$$

$$[T_\alpha^\beta(\theta_1) \otimes \mathbb{I}]S(\hat{\theta}_{12})[\tilde{T}_\beta^\gamma(\theta_2) \otimes \mathbb{I}] = [\mathbb{I} \otimes \tilde{T}_\alpha^\beta(\theta_2)]S(\hat{\theta}_{12})[\mathbb{I} \otimes T_\beta^\gamma(\theta_1)]. \quad (11)$$

We used here the convention $(A \otimes B)_{ij}^{kl} = A_i^k B_j^l$ for the tensor product and abbreviated the rapidity sum $\hat{\theta}_{12} = \theta_1 + \theta_2$ and difference $\theta_{12} = \theta_1 - \theta_2$. Once again the same equations also hold for $R \leftrightarrow \tilde{R}$ and $T \leftrightarrow \tilde{T}$.

Apart from some discrepancies in the indices the equations (5)-(7) correspond to a more simplified, in the sense that there were no degrees of freedom in the defect and parity invariance is assumed, set of equations considered previously in²⁷. For diagonal scattering it was argued in²⁷ that one can only have reflection and transmission simultaneously when $S = \pm 1$. In²⁸ a more general set up which includes all degrees of freedom was studied. A second set of equations (8)-(11), which is not equivalent to (5)-(7) was found. It was shown that in the absence of degrees of freedom in the defect no theory which has a non-diagonal bulk scattering matrix admits simultaneous reflection and transmission. This result even holds for the completely general case including degrees of freedom in the defect upon a mild assumption on the commutativity of R and T in these variables. It was further shown that besides $S = \pm 1$ also the Federbush model²⁹ and the generalized coupled Federbush models³⁰ allow for $R \neq 0$ and $T \neq 0$. However, when treating non-relativistic theories, the amplitudes depend only on the individual rapidities, such that one can find non-trivial solutions with $R \neq 0$ and $T \neq 0$ even when the bulk theory is not free³¹.

2.1.1 Multiple impurity systems

The most interest situation in impurity systems arises when instead of a single one considers multiple defects, since that leads to the occurrence of resonance phenomena and when the number of defects tends to infinity even to band structures. Assuming that the distance between the defects is small in comparison to the length of the wire one can easily construct the transmission and reflection amplitudes of

the multiple defect system from the knowledge of the corresponding quantities in the single defect system. For instance for two defects one obtains

$$T_i^{\alpha\beta}(\theta) = \frac{T_i^\alpha(\theta)T_i^\beta(\theta)}{1 - R_i^\beta(\theta)\tilde{R}_i^\alpha(\theta)}, \quad R_i^{\alpha\beta}(\theta) = R_i^\alpha(\theta) + \frac{R_i^\beta(\theta)T_i^\alpha(\theta)\tilde{T}_i^\alpha(\theta)}{1 - R_i^\beta(\theta)\tilde{R}_i^\alpha(\theta)}, \quad (12)$$

$$\tilde{T}_i^{\alpha\beta}(\theta) = \frac{\tilde{T}_i^\alpha(\theta)\tilde{T}_i^\beta(\theta)}{1 - R_i^\beta(\theta)\tilde{R}_i^\alpha(\theta)}, \quad \tilde{R}_i^{\alpha\beta}(\theta) = \tilde{R}_i^\beta(\theta) + \frac{R_i^\alpha(\theta)T_i^\beta(\theta)\tilde{T}_i^\beta(\theta)}{1 - R_i^\beta(\theta)\tilde{R}_i^\alpha(\theta)}. \quad (13)$$

These expressions allow for a direct intuitive understanding, for instance we note that the term $[1 - R_i^\beta(\theta)\tilde{R}_i^\alpha(\theta)]^{-1} = \sum_{n=1}^{\infty} (R_i^\beta(\theta)\tilde{R}_i^\alpha(\theta))^n$ simply results from the infinite number of reflections which we have in-between the two defects. This is of course well known from Fabry-Perot type devices of classical and quantum optics. For the case $T = \tilde{T}, R = \tilde{R}$ the expressions (12) and (13) coincide with the formulae proposed in³². When absorbing the space dependent phase factor into the defect matrices, the explicit example presented in²⁷ for the free Fermion perturbed with the energy operator agree almost for $T = \tilde{T}, R = \tilde{R}$ with the general formulae (12). They disagree in the sense that the equality of $R_i^{\alpha\beta}(\theta)$ and $\tilde{R}_i^{\alpha\beta}(\theta)$ does not hold for generic α, β as stated in²⁷.

It is now straightforward to generalize the expressions for an arbitrary number of defects, say n , in a recursive manner

$$T_i^{\vec{\alpha}}(\theta) = \frac{T_i^{\alpha_1 \dots \alpha_k}(\theta)T_i^{\alpha_{k+1} \dots \alpha_n}(\theta)}{1 - \tilde{R}_i^{\alpha_1 \dots \alpha_k}(\theta)R_i^{\alpha_{k+1} \dots \alpha_n}(\theta)}, \quad 1 < k < n, \quad (14)$$

$$R_i^{\vec{\alpha}}(\theta) = R_i^{\alpha_1 \dots \alpha_k}(\theta) + \frac{R_i^{\alpha_{k+1} \dots \alpha_n}(\theta)T_i^{\alpha_1 \dots \alpha_k}(\theta)\tilde{T}_i^{\alpha_1 \dots \alpha_k}(\theta)}{1 - \tilde{R}_i^{\alpha_1 \dots \alpha_k}(\theta)R_i^{\alpha_{k+1} \dots \alpha_n}(\theta)}, \quad 1 < k < n. \quad (15)$$

We encoded here the defect degrees of freedom into the vector $\vec{\alpha} = \{\alpha_1, \dots, \alpha_n\}$. Similar expressions also hold for $\tilde{T}_i^{\vec{\alpha}}(\theta) = \tilde{T}_i^{\alpha_1 \dots \alpha_n}(\theta)$ and $\tilde{R}_i^{\vec{\alpha}}(\theta) = \tilde{R}_i^{\alpha_1 \dots \alpha_n}(\theta)$.

Alternatively, we can define, in analogy to standard quantum mechanical methods (see e.g.³³), a transmission matrix which takes the particle i from one side of the defect of type α to the other

$$\mathcal{M}_\alpha^i(\theta) = \begin{pmatrix} T_i^\alpha(\theta)^{-1} & -R_i^\alpha(\theta)T_i^\alpha(\theta)^{-1} \\ -R_i^\alpha(-\theta)T_i^\alpha(-\theta)^{-1} & T_i^\alpha(-\theta)^{-1} \end{pmatrix}. \quad (16)$$

Then alternatively to the recursive way (14) and (15), we can also compute the multi-defect transmission and reflection amplitudes as

$$T_i^{\vec{\alpha}}(\theta) = \left(\prod_{k=1}^n \mathcal{M}_{\alpha_k}^i(\theta) \right)_{11}^{-1}, \quad R_i^{\vec{\alpha}}(\theta) = - \left(\prod_{k=1}^n \mathcal{M}_{\alpha_k}^i(\theta) \right)_{12} \left(\prod_{k=1}^n \mathcal{M}_{\alpha_k}^i(\theta) \right)_{11}^{-1}. \quad (17)$$

This formulation has the virtue that it is more suitable for numerical computations, since it just involves matrix multiplications rather than recurrence operations. In addition, it allows for an elegant analytical computation of the band structures for $n \rightarrow \infty$, which we will however not comment upon any further.

2.2 Constraints from potential scattering theory

As we argued above, in order to obtain a non-trivial conductance we are led by integrability to consider free theories, possibly with some exotic statistics. Trying to be as close as possible to some realistic situation, i.e. electrons, we consider first the free Fermion, which, with a line of defect, was first treated in³⁴. Thereafter it has also been considered in^{35,27} and³⁶ from different points of view. In^{34,35,27} the defect line was taken to be of the form of the energy operator and in³⁶ also a perturbation in form of a single Fermion has been considered. In³⁷ we treated a much wider class of possible defects.

Let us consider the Lagrangian density for a complex free Fermion ψ with ℓ defects^a

$$\mathcal{L} = \bar{\psi}(i\gamma^\mu\partial_\mu - m)\psi + \sum_{n=1}^{\ell} \mathcal{D}^{\alpha_n}(\bar{\psi}, \psi, \partial_t\bar{\psi}, \partial_t\psi)\delta(x - x_n). \quad (18)$$

The defect is described here by the functions $\mathcal{D}^{\alpha_n}(\bar{\psi}, \psi, \partial_t\bar{\psi}, \partial_t\psi)$, which we assume to be linear in the Fermi fields $\bar{\psi}, \psi$ and their time derivatives. We can now proceed in analogy to standard quantum mechanical potential scattering theory (see also^{35,27,36}) and construct the amplitudes by adequate matching conditions on the field. We consider first a single defect at the origin which suffices, since multiple defect amplitudes can be constructed from the single defect ones, according to the arguments of the previous section. We decompose the fields of the bulk theory as $\psi(x) = \Theta(x)\psi_+(x) + \Theta(-x)\psi_-(x)$, with $\Theta(x)$ being the Heavyside unit step function, and substitute this ansatz into the equations of motion. As a matching condition we read off the factors of the delta function and hence obtain the constraints

$$i\gamma^1(\psi_+(x) - \psi_-(x))|_{x=0} = \frac{\partial\mathcal{D}}{\partial\bar{\psi}(x)}\Big|_{x=0} - \frac{\partial}{\partial t} \left[\frac{\partial\mathcal{D}}{\partial(\partial_t\bar{\psi}(x))} \right] \Big|_{x=0}. \quad (19)$$

We then use for the left (-) and right (+) parts of ψ the well-known Fourier decomposition of the free field

$$\psi_j^f(x) = \int \frac{d\theta}{\sqrt{4\pi}} \left(a_j(\theta)u_j(\theta)e^{-ip_j\cdot x} + a_j^\dagger(\theta)v_j(\theta)e^{ip_j\cdot x} \right), \quad (20)$$

with the Weyl spinors

$$u_j(\theta) = -i\gamma^5 v_j(\theta) = \sqrt{\frac{m_j}{2}} \begin{pmatrix} e^{-\theta/2} \\ e^{\theta/2} \end{pmatrix} \quad (21)$$

^aWe use the conventions:

$$x^\mu = (x^0, x^1), \quad p^\mu = (m \cosh \theta, m \sinh \theta), \quad g^{00} = -g^{11} = \varepsilon^{01} = -\varepsilon^{10} = 1, \\ \gamma^0 = \begin{pmatrix} 0 & 1 \\ 1 & 0 \end{pmatrix}, \quad \gamma^1 = \begin{pmatrix} 0 & 1 \\ -1 & 0 \end{pmatrix}, \quad \gamma^5 = \gamma^0\gamma^1, \quad \psi_\alpha = \begin{pmatrix} \psi_\alpha^{(1)} \\ \psi_\alpha^{(2)} \end{pmatrix}, \quad \bar{\psi}_\alpha = \psi_\alpha^\dagger \gamma^0.$$

We adopt relativistic units $1 = c = \hbar = m \approx e^2/137$ as mostly used in the particle physics context rather than atomic units $1 = e = \hbar = m \approx c/137$ more natural in atomic physics.

and substitute them into the constraint (19). Treating the equations obtained in this manner componentwise, stripping off the integrals, one can bring them thereafter into the form

$$a_{j,-}(\theta) = R_j(\theta)a_{j,-}(-\theta) + T_j(\theta)a_{j,+}(\theta), \quad (22)$$

which defines the reflection and transmission amplitudes in an obvious manner. When parity invariance is broken, the corresponding amplitudes from the right to the left do not have to be identical and we also have

$$a_{j,+}(-\theta) = \tilde{T}_j(\theta)a_{j,-}(-\theta) + \tilde{R}_j(\theta)a_{j,+}(\theta). \quad (23)$$

The creation and annihilation operators $a_i^\dagger(\theta)$ and $a_i(\theta)$ satisfy the usual fermionic anti-commutation relations $\{a_i(\theta_1), a_j(\theta_2)\} = 0$, $\{a_i(\theta_1), a_j^\dagger(\theta_2)\} = 2\pi\delta_{ij}\delta(\theta_{12})$. In this way one may construct the R 's and T 's for any concrete defect which is of the generic form as described in (18). After the construction one may convince oneself that the expressions found this way indeed satisfy the consistency equations like unitarity (1), (2) and crossing (3), (4). Unfortunately the equations (1)-(4) can not be employed for the construction, since they are not restrictive enough by themselves to determine the R 's and T 's. We consider now some concrete example:

2.2.1 Impurities of Luttinger liquid type $\mathcal{D}(\bar{\psi}, \psi) = \bar{\psi}(g_1 + g_2\gamma^0)\psi$

Luttinger liquids³⁸ are of great interest in condensed matter physics, which is one of the motivations for our concrete choice of the defect $\mathcal{D}(\bar{\psi}, \psi) = \bar{\psi}(g_1 + g_2\gamma^0)\psi$. When taking the conformal limit of the defect one obtains an impurity which played a role in this context, see e.g.³⁹, after eliminating the bosonic number counting operator. In the way outlined above, we compute the related transmission and reflection amplitudes

$$R_j(\theta, g_1, g_2, -y) = \tilde{R}_j(\theta, g_1, g_2, y) = \frac{4i(g_2 + g_1 \cosh \theta)e^{2iy m \sinh \theta}}{(4 + g_1^2 - g_2^2) \sinh \theta - 4i(g_1 + g_2 \cosh \theta)} \quad (24)$$

$$R_{\bar{j}}(\theta, g_1, g_2, -y) = \tilde{R}_{\bar{j}}(\theta, g_1, g_2, y) = \frac{4i(g_1 - g_2 \cosh \theta)e^{-2iy m \sinh \theta}}{(4 + g_1^2 - g_2^2) \sinh \theta - 4i(g_1 - g_2 \cosh \theta)} \quad (25)$$

$$T_j(\theta, g_1, g_2) = \tilde{T}_j(\theta, g_1, g_2) = \frac{(4 + g_2^2 - g_1^2) \sinh \theta}{(4 + g_1^2 - g_2^2) \sinh \theta - 4i(g_1 + g_2 \cosh \theta)}, \quad (26)$$

$$T_{\bar{j}}(\theta, g_1, g_2) = \tilde{T}_{\bar{j}}(\theta, g_1, g_2) = \frac{(4 + g_2^2 - g_1^2) \sinh \theta}{(4 + g_1^2 - g_2^2) \sinh \theta - 4i(g_1 - g_2 \cosh \theta)}. \quad (27)$$

In the limit $\lim_{g_2 \rightarrow 0} \mathcal{D}(\bar{\psi}, \psi) = g_1 \bar{\psi} \psi$, we recover the related results for the T/\tilde{T} 's and R/\tilde{R} 's for the energy defect operator. For this type of defect we present $|T|^2$ and $|R|^2$ in figure 2 with varying parameters in order to illustrate some of the characteristics of these functions.

Part (a) of figure 2 confirms the unitarity relation (1). Part (b) and (c) show the typical resonances of a double defect, which become stretched out and pronounced with respect to the energy when the distance becomes smaller and the coupling constant increases, respectively. Part (d) exhibits a general feature, that is when the number of defects is increased, for fixed distance between the outermost defects,

the resonances become more and more dense in that region such that one may speak of energy bands.

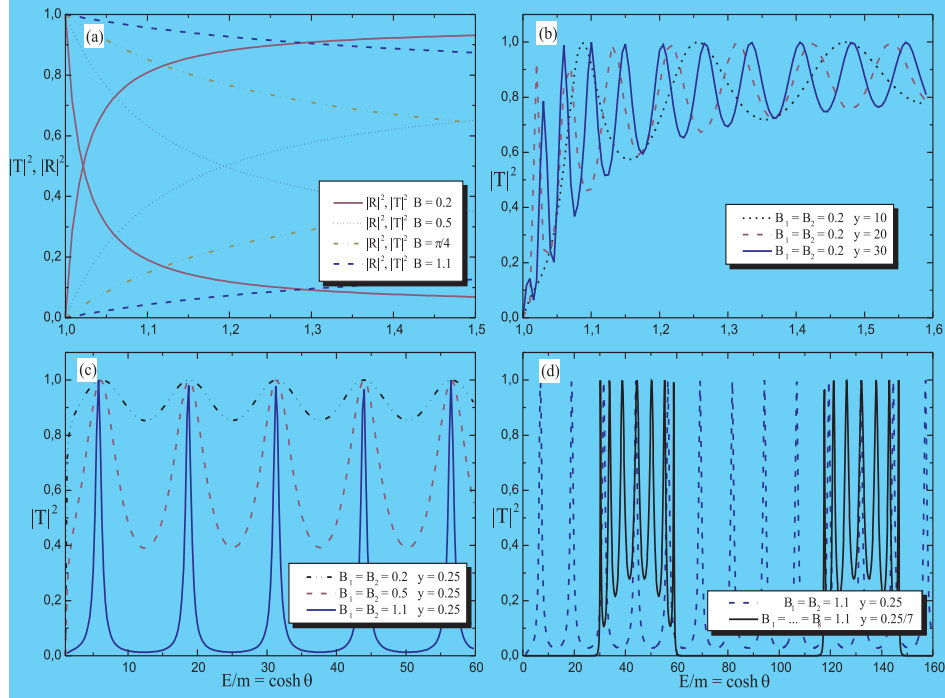


Figure 2. (a) Single defect with varying coupling constant. $|T|^2$ and $|R|^2$ correspond to curves starting at 0 and 1 of the same line type, respectively. (b) Double defect with varying distance y . (c) Double defect with varying effective coupling constant $B = \arcsin(-4g_1/(4+g_1^2))$. (d) Double defect \equiv dotted line, eight defects \equiv solid line.

2.3 Laser fields interacting with quantum wires

Let us now consider a more complex situation in which a three dimensional laser field hits the quantum wire polarized in such a way that it has a vector field component along the wire. Since the work of Weyl⁴⁰, one knows that matter may be coupled to light by means of a local gauge transformation, which reflects itself in the usual minimal coupling prescription, i.e. $\partial_\mu \rightarrow \partial_\mu - ieA_\mu$, with A_μ being the vector gauge potential. The free Fermions in the wire are then described by the Lagrangian density

$$\mathcal{L}_A = \bar{\psi}(i\gamma^\mu \partial_\mu - m + e\gamma^\mu A_\mu)\psi. \quad (28)$$

When the laser field is switched on, we can solve the equation of motion associated to (28)

$$(i\gamma^\mu \partial_\mu - m + e\gamma^\mu A_\mu)\psi = 0 \quad (29)$$

by a Gordon-Volkov type solution⁴¹

$$\psi_j^A(x, t) = \exp \left[ie \int_0^x ds A_1(s, t) \right] \psi_j^f(x, t) = \exp \left[ie \int_0^t ds A_0(x, s) \right] \psi_j^f(x, t). \quad (30)$$

Using now a linearly polarized laser field along the direction of the wire, the vector potential can typically be taken in the dipole approximation to be a superposition of monochromatic light with frequency ω , i.e.

$$A(t) := A_1(t) = \frac{1}{x} \int_0^t ds A_0(s) = -\frac{1}{2} \int_0^t ds E(s) = -\frac{E_0}{2} \int_0^t ds f(s) \cos(\omega s) \quad (31)$$

with $f(t)$ being an arbitrary enveloping function equal to zero for $t < 0$ and $t > \tau$, such that τ denotes the pulse length. In the following we will always take $f(t) = \Theta(t)\Theta(\tau - t)$, with $\Theta(x)$ being again the Heavyside unit step function. The second equality in (31), $A_0(x, t) = xA(t)$, follows from the fact that we have to solve (30).

We want to comment on the validity of the dipole approximation in this context. It consists usually in neglecting the spatial dependence of the laser field, which is justified when $x\omega < c = 1$, where x is a representative scale of the problem considered. In the context of atomic physics this is typically the Bohr radius. In the problem investigated here, this approximation has to hold over the full spatial range in which the Fermion follows the electric field. We can estimate this classically, in which case the maximal amplitude is eE_0/ω^2 and therefore the following constraint has to hold

$$\left(\frac{eE_0}{\omega} \right)^2 = 4U_p < 1, \quad (32)$$

for the dipole approximation to be valid. Due to the fact that x is a function of ω , we have now a lower bound on the frequency rather than an upper one as is more common in the context of atomic physics. We have also introduced here the ponderomotive energy U_p for monochromatic light, that is the average kinetic energy transferred from the laser field to the electron in the wire.

The solutions to the equations of motion of the free system and the one which includes the laser field are then related by a factor similar to the gauge transformation from the length to the velocity gauge

$$\psi_j^A(x, t) = \exp [ixeA(t)] \psi_j^f(x). \quad (33)$$

In an analogous fashion one may use the same minimal coupling procedure also to couple in addition the laser field to the defect. One has to invoke the equation of motion in order to carry this out. For convenience we assume now that the defect is linear in the fields $\bar{\psi}$ and ψ . The Lagrangian density for a complex free Fermion ψ with ℓ defects $\mathcal{D}^\alpha(\bar{\psi}, \psi, A_\mu)$ of type α at the position x_n subjected to a laser field then reads

$$\mathcal{L}_{AD} = \mathcal{L}_A + \sum_{n=1}^{\ell} \mathcal{D}^{\alpha_n}(\bar{\psi}, \psi, A_\mu) \delta(x - x_n). \quad (34)$$

Considering for simplicity first the case of a single defect situated at $x = 0$, the solution to the equation of motion resulting from (34) is taken to be of the form

$\psi_j^A(x, t) = \Theta(x)\psi_{j,+}^A(x, t) + \Theta(-x)\psi_{j,-}^A(x, t)$, which means as before we distinguish here by notation the solutions (33) on the left and right of the defect, $\psi_{j,-}^A(x, t)$ and $\psi_{j,+}^A(x, t)$, respectively. Proceeding as before, the matching condition reads now

$$i\gamma^1(\psi_{j,+}^A(x, t) - \psi_{j,-}^A(x, t))|_{x=0} = \frac{\partial \mathcal{D}_{AD}(\bar{\psi}, \psi, A_\mu)}{\partial \psi_j^A(x, t)} \Big|_{x=0}. \quad (35)$$

It is clear, that in this case the transmission and reflection amplitudes will in addition to θ and g also depend on the characteristic parameters of the laser field

$$T(\theta, g, E_0, \omega, t) \quad \text{and} \quad R(\theta, g, E_0, \omega, t). \quad (36)$$

It is clear that the laser field can be used to control the conductance. For instance defects which have transmission amplitudes of the form as the solid line in figure 1 (c), can be used as optically controllable switching devices. We can now turn to the central question which we address here, namely whether it is possible to generate harmonics in quantum wires.

2.4 Analysis of the transmission amplitudes

In order to answer that question, we first have to study the spectrum of frequencies which is filtered out by the defect while the laser pulse is non-zero. The Fourier transforms of the reflection and transmission probabilities provide exactly this information

$$\mathcal{T}(\Omega, \theta, E_0, \omega, \tau) = \frac{1}{\tau} \int_0^\tau dt |T(\theta, E_0, \omega, t)|^2 \cos(\Omega t), \quad (37)$$

$$\mathcal{R}(\Omega, \theta, E_0, \omega, \tau) = \frac{1}{\tau} \int_0^\tau dt |R(\theta, E_0, \omega, t)|^2 \cos(\Omega t). \quad (38)$$

When parity is preserved for the reflection and transmission amplitudes, that is for real defects with $\mathcal{D}^* = \mathcal{D}$, we have $|T|^2 + |R|^2 = 1$, and it suffices to consider \mathcal{T} in the following.

2.4.1 Type I defects

Many features can be understood analytically. Taking the laser field in form of monochromatic light in the dipole approximation (31), we may naturally assume that the transmission probability for some particular defects can be expanded as

$$|T_I(\theta, U_p, \omega, t)|^2 = \sum_{k=0}^{\infty} t_{2k}(\theta) (4U_p)^k \sin^{2k}(\omega t). \quad (39)$$

We shall refer to defects which admit such an expansion as ‘‘type I defects’’. Assuming that the coefficients $t_{2k}(\theta)$ become at most 1, we have to restrict our attention to the regime $4U_p < 1$ in order for this expansion to be meaningful for all t . Note that this is no further limitation, since it is precisely the same constraint as already encountered for the validity of the dipole approximation (32). The functional dependence of (39) will turn out to hold for various explicit defects considered below.

Based on this equation, we compute for such type of defect

$$\mathcal{T}_I(\Omega, \theta, U_p, \omega, \tau) = \sum_{k=0}^{\infty} \frac{(2k)!(U_p)^k \sin(\tau\Omega) t_{2k}(\theta)}{\tau\Omega \prod_{l=1}^k [l^2 - (\Omega/2\omega)^2]}. \quad (40)$$

It is clear from this expression that type I defects will preferably let even multiples of the basic frequency ω pass, whose amplitudes will depend on the coefficients $t_{2k}(\theta)$. When we choose the pulse length to be integer cycles, i.e. $\tau = 2\pi n/\omega$ for $n \in \mathbb{Z}$, the expression in (40) reduces even further. The values at even multiples of the basic frequency are simply

$$\mathcal{T}_I(2n\omega, \theta, U_p) = (-1)^n \sum_{k=0}^{\infty} t_{2k}(\theta) (U_p)^k \binom{2k}{k-n}, \quad (41)$$

which becomes independent of the pulse length τ . Notice also that the dependence on E_0 and ω occurs in the combination of the ponderomotive energy U_p . Further statements require the precise form of the coefficients $t_{2k}(\theta)$ and can only be made with regard to a more concrete form of the defect.

2.4.2 Type II defects

Clearly, not all defects are of the form (39) and we have to consider also expansions of the type

$$|T_{II}(\theta, E_0/e, \omega, t)|^2 = \sum_{k,p=0}^{\infty} t_{2k}^p(\theta) \frac{E_0^{2k+p}}{\omega^{2k}} \cos^p(\omega t) \sin^{2k}(\omega t). \quad (42)$$

We shall refer to defects which admit such an expansion as ‘‘type II defects’’. In this case we obtain

$$\begin{aligned} \mathcal{T}_{II}(\Omega, \theta, E_0/e, \omega, \tau) &= \sum_{k,p=0}^{\infty} \sum_{l=0}^p \binom{p}{l} \frac{\Omega \sin(\tau\Omega)}{(-1)^{l+1} \tau \omega^{2+2k}} E_0^{2k+2p} \\ &\times \left(\frac{(2k+2l)! t_{2k}^{2p}(\theta)}{\prod_{q=0}^{k+l} [(2q)^2 - (\frac{\Omega}{\omega})^2]} + \frac{(2k+2l)! t_{2k}^{2p+1}(\theta) E_0}{\prod_{q=1}^{k+l+1} [(2q-1)^2 - (\frac{\Omega}{\omega})^2]} \right). \end{aligned} \quad (43)$$

We observe from this expression that type II defects will filter out all multiples of ω . For the pulse being once again of integer cycle length, this reduces to

$$\mathcal{T}_{II}(2n\omega, \theta, U_p, E_0) = \sum_{k,p=0}^{\infty} \sum_{l=0}^p \frac{(-1)^{l+n} t_{2k}^{2p}(\theta)}{2^{2l-2p}} (U_p)^{k+p} E_0^{2p} \binom{p}{l} \binom{2k+2l}{k+l-n} \quad (44)$$

and

$$\begin{aligned} \mathcal{T}_{II}((2n-1)\omega, \theta, E_0/e) &= \sum_{k,p=0}^{\infty} \sum_{l=0}^p (-1)^{l+n+1} \frac{t_{2k}^{2p+1}(\theta)}{2^{2l-2p+1}} (U_p)^{k+p} \\ &\times \binom{p}{l} \frac{(2k+2l)!(2n-1)E_0^{2p+1}}{(l+k-n+1)!(l+n+k)!}, \end{aligned} \quad (45)$$

which are again independent of τ . We observe that in this case we can not combine the E_0 and ω into a U_p .

2.5 One particle approximation

In spite of the fact that we are dealing with a quantum field theory, it is known that a one particle approximation to the Dirac equation is very useful and physically sensible when the external forces vary only slowly on a scale of a few Compton wavelengths, see e.g.⁴². We may therefore define the spinor wavefunctions

$$\Psi_{j,u,\theta}(x,t) := \psi_j^A(x,t) \frac{|a_j^\dagger(\theta)\rangle}{\sqrt{2\pi^2 p_j^0}} = \frac{e^{-i\vec{p}_j \cdot \vec{x}}}{\sqrt{2\pi p_j^0}} u_j(\theta) \quad (46)$$

$$\Psi_{j,v,\theta}(x,t)^\dagger := \psi_j^A(x,t)^\dagger \frac{|a_j^\dagger(\theta)\rangle}{\sqrt{2\pi^2 p_j^0}} = \frac{e^{-i\vec{p}_j \cdot \vec{x}}}{\sqrt{2\pi p_j^0}} v_j(\theta)^\dagger. \quad (47)$$

With the help of these functions we obtain then for the defect system

$$\begin{aligned} \Psi_{i,u,\theta}^A(x,t) &:= \psi_i^A(x,t) \frac{|a_{i,-}^\dagger(\theta)\rangle}{\sqrt{2\pi^2 p_i^0}} = \Theta(-x) [\Psi_{i,u,\theta}(x,t) + \Psi_{i,u,-\theta}(x,t) R_i^*(\theta)] \\ &\quad + \Theta(x) T_i^*(\theta) [\Psi_{i,u,\theta}(x,t) + \Psi_{i,u,-\theta}(x,t) \tilde{R}_i^*(-\theta)] \end{aligned} \quad (48)$$

and the same function with $u \rightarrow v$. Since this expression resembles a free wave, it can not be normalized properly and we have to localize the wave in form of a wave packet by multiplying with an additional function, $\tilde{g}(p,t)$ in (20) and its counterpart $g(x,t)$ in (48), typically a Gaussian. Then for the function $\Phi_{i,u,\theta}^A(x,t) = g(x,t) \Psi_{i,u,\theta}^A(x,t)$, we can achieve that $\|\Phi\| = 1$.

2.6 Harmonic spectra

We are now in the position to determine the emission spectrum for which we need to compute the absolute value of the Fourier transform of the dipole moment

$$\mathcal{X}_{j,u,\theta}(\Omega) = \left| \int_0^\tau dt \langle \Phi_{j,u,\theta}^A(x,t)^\dagger x \Phi_{j,u,\theta}^A(x,t) \rangle \exp i\Omega t \right|. \quad (49)$$

We localize now the wave packet in a region much smaller than the classical estimate for the maximal amplitude the electron will acquire when following the laser field. We achieve this with a Gaussian $g(x,t) = \exp(-x^2/\Delta)$, where $\Delta \ll eE_0/\omega^2$.

2.7 An example: Impurity of energy operator type

As mentioned this type of defect, i.e. $\mathcal{D}(\bar{\psi}, \psi) = g\bar{\psi}\psi(x)$ can be obtained in a limit from the defect discussed in section 2.2.1. Coupling the vector potential minimally to it yields

$$\mathcal{D}_{AD}(\bar{\psi}, \psi, A_\mu) = g\bar{\psi}(1 + e/m\gamma^\mu A_\mu)\psi, \quad (50)$$

by invoking the equation of motion.

2.7.1 Transmission amplitudes

We can now determine the reflection and transmission amplitudes as outlined above

$$R_i(\theta, g, A/e, y) = \tilde{R}_i(\theta, g, -A/e, -y) = R_{\bar{i}}(\theta, g, A/e, -y) = \tilde{R}_{\bar{i}}(\theta, g, -A/e, y) = \frac{[y\dot{A} - \cosh \theta]e^{-2iy \sinh \theta}}{[1 - y\dot{A} \cosh \theta] - i\frac{g}{4}[\frac{4}{g^2} + 1 + A^2 - y^2\dot{A}^2] \sinh \theta}. \quad (51)$$

We denoted the differentiation with respect to time by a dot. The transmission amplitudes turn out to be

$$T_i(\theta, g, A/e, y) = \tilde{T}_i(\theta, g, -A/e, -y) = T_{\bar{i}}(\theta, g, -A/e, y) = \tilde{T}_{\bar{i}}(\theta, g, A/e, -y) = \frac{i \left[1 - y^2\dot{A}^2 + (A - \frac{2i}{g})^2 \right] \sinh \theta}{\frac{4}{g}[1 - y\dot{A} \cosh \theta] - i[\frac{4}{g^2} + 1 + A^2 - y^2\dot{A}^2] \sinh \theta}. \quad (52)$$

Locating the defect at $y = 0$, the derivative of A does not appear anymore explicitly in (51) and (52), such that it is clear that this defect is of type I and admits an expansion of the form (39). With the explicit expressions (51) and (52) at hand, we can determine all the coefficients $t_{2k}(\theta)$ in (39) analytically. For this purpose let us first bring the transmission amplitude into the more symmetric form

$$|T_i(\theta, g, A/e)|^2 = \frac{\tilde{a}_0(\theta, g) + a_2(\theta, g)A^2 + a_4(\theta, g)A^4}{a_0(\theta, g) + a_2(\theta, g)A^2 + a_4(\theta, g)A^4}, \quad (53)$$

with

$$a_0(\theta, g) = 16g^2 + (4 + g^2)^2 \sinh^2 \theta, \quad \tilde{a}_0(\theta, g) = (g^2 - 4)^2 \sinh^2 \theta, \quad (54)$$

$$a_2(\theta, g) = 2g^2(4 + g^2) \sinh^2 \theta, \quad a_4(\theta, g) = g^4 \sinh^2 \theta. \quad (55)$$

We can now expand $|T(\theta, g, A)|^2$ in powers of the field $A(t)$ and identify the coefficients $t_{2k}(\theta, g)$ in (39) thereafter. To achieve this we simply have to carry out the series expansion of the denominator in (53). The latter admits the following compact form

$$\frac{1}{a_0(\theta, g) + a_2(\theta, g)A^2 + a_4(\theta, g)A^4} = \sum_{k=0}^{\infty} c_{2k}(\theta, g)A^{2k}, \quad (56)$$

with $c_0(\theta, g) = 1/a_0(\theta, g)$ and

$$c_{2k}(\theta, g) = -\frac{c_{2k-2}(\theta, g)a_2(\theta, g) + c_{2k-4}(\theta, g)a_4(\theta, g)}{a_0(\theta, g)}, \quad (57)$$

for $k > 0$. We understand here that all coefficients c_{2k} with $k < 0$ are vanishing, such that from this formula all the coefficients c_{2k} may be computed recursively. Hence, by comparing with the series expansion (39), we find the following closed formula for the coefficients $t_{2k}(\theta, g)$

$$t_{2k}(\theta, g) = [\tilde{a}_0(\theta, g) - a_0(\theta, g)]c_{2k}(\theta, g) \quad k > 0. \quad (58)$$

The first coefficients then simply read

$$t_0(\theta, g) = \frac{\tilde{a}_0(\theta, g)}{a_0(\theta, g)} = |T(\theta, E_0 = 0)|^2, \quad (59)$$

$$t_2(\theta, g) = \frac{a_2(\theta, g)}{a_0(\theta, g)} [1 - t_0(\theta, g)] = \frac{8g^4(4 + g^2) \sinh^2 2\theta}{(16g^2 + (4 + g^2)^2 \sinh^2 \theta)^2}, \quad (60)$$

$$t_4(\theta, g) = \left[\frac{a_4(\theta, g)}{a_2(\theta, g)} - \frac{a_2(\theta, g)}{a_0(\theta, g)} \right] t_2(\theta, g), \quad (61)$$

and so on. It is now clear how to obtain also the higher terms analytically, but since they are rather cumbersome we do not report them here.

2.7.2 Transmission amplitudes

Having computed the coefficients t_{2k} , we can evaluate the series (40) and (41) in principle to any desired order. For some concrete values of the laser and defect parameters the results of our evaluations are depicted in figure 3.

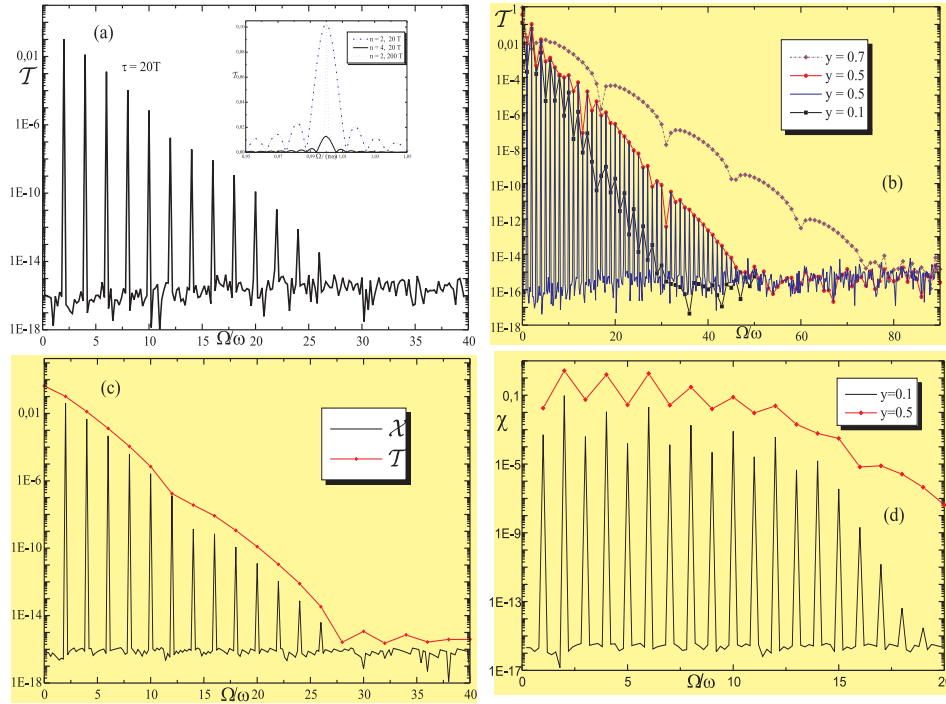


Figure 3. Fourier transform of the transmission probability for a single (a) and double (b) defect with $E_0 = 2.0$, $g = 3.5$, $\theta = 1.2$, $\omega = 0.2$. Harmonic emission spectrum for a single (c) and double (d) defect with $E_0 = 2.0$, $g = 3.5$, $\theta = 1.2$, $\omega = 0.2$, $\Delta = 6$.

The main observation from part (a) is that the defect acts as a filter selecting higher

harmonics of even order of the laser frequency. Furthermore, from the zoom of the peak regions, we see that there are satellite peaks appearing near the main harmonics. They reduce their intensity when τ is increased, such that with longer pulse length the harmonics become more and more pronounced. We also investigated that for different frequencies ω the general structure will not change. Increasing the field amplitude E_0 , simply lifts up the whole plot without altering very much its overall structure. We support these findings in two alternative ways, either by computing directly (37) numerically or, more instructively, by evaluating the sums (40) and (41).

Part (b) shows the analysis for a double defect system with one defect situated at $x = 0$ and the other at $x = y$. The double defect amplitudes are computed directly from (12) and (13) with the expression for the single defect (51) and (52). Since now both A and \hat{A} appear explicitly in the formulae for the R 's and T 's, it is clear that the expansion of the double defect can not be of type I, but it turns out to be of type II, i.e. of the form (42). Hence, we will now expect that besides the even also the odd multiples of ω will be filtered out, which is indeed visible in part (b) for various distances. Here we have only plotted a continuous spectrum for $y = 0.5$, whereas for reasons of clarity, we only drew the enveloping function which connects the maxima of the harmonics for the remaining distances. We observe that now not only odd multiples of the frequency emerge in addition to the ones in (a) as harmonics, but also that we obtain much higher harmonics and the cut-off is shifted further to the ultraviolet. Furthermore, we observe a regular pattern in the enveloping function, which appears to be independent of y . Similar patterns were observed before in the literature, as for instance in the context of atomic physics described by a Klein-Gordon formalism (see figure 2 in⁴³).

Coming now to the main point of our analysis we would like to see how this structure is reflected in the harmonic spectra. The result of the evaluation of (49) is depicted in figure 3 parts (c) and (d). We observe a very similar spectrum as we have already computed for the Fourier transform of the transmission amplitude, which is not entirely surprising with regard to the expression (49). The cut-off frequencies are essentially identical. From the comparison between \mathcal{X} and the enveloping function for \mathcal{T} we deduce, that the term involving the transmission amplitude clearly dominates the spectrum.

The important general deduction from these computations is of course that *harmonics of higher order do emerge in the emission spectrum of impurity systems, such that harmonics can be generated from solid state devices.*

2.7.3 Relativistic versus non-relativistic regime

In the previous sections we have been working in an intensity regime which is close to the damage threshold of a solid, according to the experimental observations in¹⁶. This allowed us to see the maximum effect with regard to harmonic generation which at present might be visible from experiments. However, it is also interesting to investigate situations which are not experimentally feasible at present and of course lower intensity regimes.

In order to judge in which regime we are working and whether there are rel-

ativistic effects, let us carry out various limits. First of all we recall a standard estimation according to which the relativistic kinetic energy is close to the classical one when one is dealing with velocities $v^2 \ll 3/4c^2$. This is the same as saying that the kinetic energy is much smaller than the rest mass $E_{\text{kin}} \ll m_0c^2$. Making now a rough estimation for the system under consideration, we assume that the total kinetic energy is the one obtained from the laser field, i.e. the ponderomotive energy U_p . We also ignore for this estimation any sophisticated corrections, such as possible Doppler shifts in the frequency, etc. Then the non-relativistic regime is characterized by the condition $U_p \ll 1$.

Based on our previous observation that \mathcal{T} and \mathcal{X} exhibit a very similar behaviour, it will be sufficient here to study only the \mathcal{T} in the different regimes, which will be easier than an investigation of the full emission spectrum (49). From our analytic expression (41), we see that for a type I defect the quantity \mathcal{T}_I becomes a function of U_p , such that the regime will be the same when we rescale simultaneously E_0 and ω . Accordingly we evaluate numerically the Fourier transform (11), or equivalently compare against our analytical expression (41), and depict our results in figure 4a.

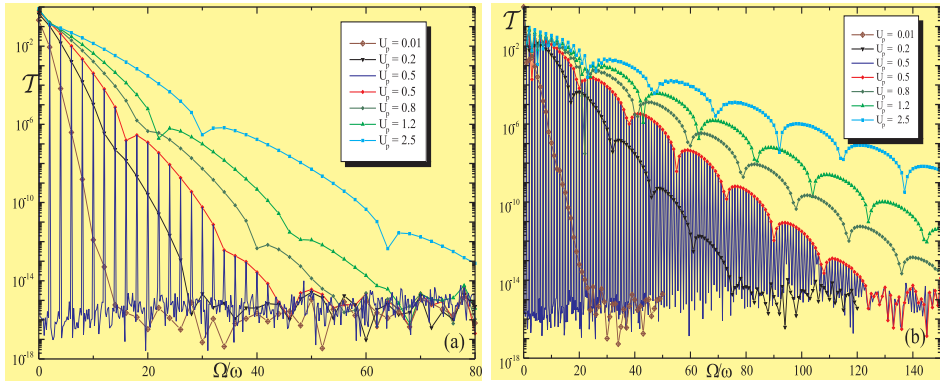


Figure 4. Absolute value squared of the Fourier transform of the transmission probability. (a) Single defect for various values of U_p with $g = 3.5$, $\theta = 1.2$. (b) Double defect for varying values of E_0 with $g = 3.5$, $\theta = 1.2$, $\omega = 0.2$.

We observe that when passing more and more towards the relativistic regime the cut-off is increased. The other feature one recognizes is that the modulating structure in the enveloping function of the harmonics becomes more pronounced. One should also note, in regard to (32), that the multipole structures might become more and more important in the relativistic regime.

Let us now perform a similar computation for the double defect. From the expressions (44) and (45) we see that now \mathcal{T}_{II} is not just a simple function of U_p and therefore even being in the same regime the behaviour will be different when E_0 and ω are rescaled. We alter in that case the regimes by rescaling E_0 and keeping the frequency fixed. Our results are depicted in figure 4b.

Similar as for the single defect we see that the cut-off is increased and the

modulating structure in the enveloping function becomes more emphasized when we move towards the relativistic regime. In addition we note that the difference between the even and odd harmonic becomes larger with increasing U_p . This effect is more extreme for the low order harmonics.

As a general observation we state that there are not any effects which seem to be special to the relativistic regime, but the transition to that regime seems to be rather smooth.

We will now consider a quite different application, which allows, however, to use integrability not only in a constraining but in a completely constructive manner.

3 Fractional quantum Hall systems

The quantum⁴⁴ and in particular the fractional¹¹ quantum Hall effect have attracted an enormous amount of attention both from theorist⁴⁵ and experimentalists (for some very recent experiments see e.g.⁴⁶). The key observation is that when subjecting an electron gas confined to two space dimensions to a strong uniform magnetic field, the transverse (Hall) conductance takes on preferably certain characteristic values $G = e^2/h\nu$, whereas the longitudinal conductance vanishes at these plateaux in complete analogy to the classical Hall effect⁴⁷. The filling fractions ν are distinct universal, in the sense that they are independent of the geometry or type of the material, rational numbers, which can be determined experimentally to an extremely high precision. Many, but not all, of the experimentally observed filling fractions are part of Jain's famous sequence (see¹⁰ and references therein)

$$\nu = \frac{m}{mp \pm 1} \quad m, p/2 = 1, 2, 3, \dots \quad (62)$$

which results as a theoretical prediction from a composite Fermion theory.

In the following we will show that these universal numbers also quantize the conductance of quantum wires when described by minimal affine Toda field theories¹².

3.1 Conductance in the high temperature regime

There exist two established theoretical descriptions to compute the conductance. The first is based on a linear response theory in which one essentially needs the Fourier transform of the current-current two-point correlation function. This so-called Kubo formula^{3,4} has been adopted to a situation with a boundary⁴⁸. However, since this set-up only captures effects coming from the constriction of the wire a generalization which includes defects was needed, which we proposed in³⁷ as

$$G^\alpha(1/T) = - \lim_{\omega \rightarrow 0} \frac{1}{2\omega\pi^2} \int_{-\infty}^{\infty} dt e^{i\omega t} \langle J(t) Z_\alpha J(0) \rangle_{T,m}. \quad (63)$$

Here the defect operator Z_α enters in-between the two local currents J within the temperature T and mass m dependent correlation function. The Matsubara frequency is denoted by ω .

The other possibility of determining the conductance is a generalization of the Landauer-Büttlinger transport theory picture. Within this framework a proposal

for the conductance through a quantum wire with a defect (impurity) has been made in^{49,50}

$$G^\alpha(1/T) = \sum_i \lim_{(\mu_i^l - \mu_i^r) \rightarrow 0} \frac{q_i}{2} \int_{-\infty}^{\infty} d\theta \left[\rho_i^r(\theta, T, \mu_i^l) |T_i^\alpha(\theta)|^2 - \rho_i^r(\theta, T, \mu_i^r) |\tilde{T}_i^\alpha(\theta)|^2 \right], \quad (64)$$

which we only modify to accommodate parity breaking³⁷. This means we allow the transmission amplitudes for a particle of type i with charge q_i passing with rapidity θ through a defect of type α from the left $T_i^\alpha(\theta)$ and right $\tilde{T}_i^\alpha(\theta)$ to be different. The density distribution function $\rho_i^r(\theta, T, \mu_i)$ depends on the temperature T , and the potential at the left μ_i^l and right μ_i^r constriction of the wire.

In both descriptions (63) and (64) one can employ non-perturbative methods of integrable models, leading in (63) to an exact expression for the current-current correlation functions $\langle \dots \rangle_{T,m}$ from a form factor^{6,7,8} expansion and in (64) for the density distributions ρ_i from a thermodynamic Bethe ansatz⁹ analysis.

Here we will not consider (63) and only present a more detailed study of (64) when impurities are absent and parity is preserved. In order to compute G in a one dimensional quantum wire, we simply have to determine the difference of the static charge distribution at the left and right constriction of the wire, which we assume to be at the potentials μ_i^l and μ_i^r , respectively. Then, to obtain the direct current I_i for each particle of type i with charge q_i , we have to integrate the density distribution functions $\rho_i^r(\theta, T, \mu_i)$ of occupied states over the full range of the rapidities θ and the conductance simply reads

$$G(1/T) = \sum_i \lim_{\Delta\mu_i \rightarrow 0} \frac{1}{\Delta\mu_i} I_i(1/T, \Delta\mu_i = \mu_i^l - \mu_i^r) \quad (65)$$

$$= \sum_i \lim_{\Delta\mu_i \rightarrow 0} \frac{q_i}{2\Delta\mu_i} \int_{-\infty}^{\infty} d\theta [\rho_i^r(\theta, T, \mu_i^l) - \rho_i^r(\theta, T, \mu_i^r)]. \quad (66)$$

Hence, the main task in this approach is to determine the density distribution functions $\rho_i^r(\theta, T, \mu_i)$ of occupied states. It is remarkable that in the context of integrable models, despite the fact that these functions are neither Fermi-Dirac nor Bose-Einstein, there exist approaches in which they can be computed non-perturbatively, i.e. the thermodynamic Bethe ansatz⁹.

We briefly recall how this works. The central equations of the TBA relate the total density of available states $\rho_i(\theta, r)$ for particles of type i with mass m_i as a function of the inverse temperature $r = 1/T$ to the density of occupied states $\rho_i^r(\theta, r)$

$$\rho_i(\theta, r) = \frac{m_i}{2\pi} \cosh \theta + \sum_j [\varphi_{ij} * \rho_j^r](\theta). \quad (67)$$

By $(f * g)(\theta) := 1/(2\pi) \int d\theta' f(\theta - \theta')g(\theta')$ we denote as usual the convolution of two functions. There are only two inputs into the entire TBA analysis: first the dynamical interaction, which enters via the logarithmic derivative of the scattering matrix $\varphi_{ij}(\theta) = -id \ln S_{ij}(\theta)/d\theta$ and an assumption on the statistical interaction g_{ij} amongst the particles i and j on which we comment further below. For the

moment we chose this interaction to be of fermionic type. The mutual ratio of the two types of densities serves as the definition of the so-called pseudo-energies $\varepsilon_i(\theta, r)$

$$\frac{\rho_i^r(\theta, r)}{\rho_i(\theta, r)} = \frac{e^{-\varepsilon_i(\theta, r)}}{1 + e^{-\varepsilon_i(\theta, r)}}, \quad (68)$$

which have to be positive and real. At thermodynamic equilibrium they can be computed from the non-linear integral equations

$$rm_i \cosh \theta = \varepsilon_i(\theta, r, \mu_i) + r\mu_i + \sum_j [\varphi_{ij} * \ln(1 + e^{-\varepsilon_j})](\theta), \quad (69)$$

where $r = m/T$, $m_l \rightarrow m_l/m$, $\mu_i \rightarrow \mu_i/m$, with m being the mass of the lightest particle in the model and chemical potential $\mu_i < 1$. As pointed out already in⁹ (here just with the small modification of a chemical potential), the comparison between (69) and (67) leads to the useful relation

$$\rho_i(\theta, r, \mu_i) = \frac{1}{2\pi} \left(\frac{d\varepsilon_i(\theta, r, \mu_i)}{dr} + \mu_i \right) \sim \frac{1}{2\pi r} \epsilon(\theta) \frac{d\varepsilon_i(\theta, r, \mu_i)}{d\theta}. \quad (70)$$

Here $\epsilon(\theta) = \Theta(\theta) - \Theta(-\theta)$ is the unit step function, i.e. $\epsilon(\theta) = 1$ for $\theta > 0$ and $\epsilon(\theta) = -1$ for $\theta < 0$. In equation (68), we assume that in the large rapidity regime the density $\rho_i^r(\theta, r, \mu_i)$ is dominated by the last expression in (70) and in the small rapidity regime by the Fermi distribution function. Therefore, from (68) follows

$$\rho_i^r(\theta, r, \mu_i) = \frac{e^{-\varepsilon_i(\theta, r, \mu_i)}}{1 + e^{-\varepsilon_i(\theta, r, \mu_i)}} \rho_i(\theta, r, \mu_i) \quad (71)$$

$$\sim \frac{1}{2\pi r} \epsilon(\theta) \frac{d}{d\theta} \ln [1 + \exp(-\varepsilon_i(\theta, r, \mu_i))] . \quad (72)$$

Using this expression in equation (66), we can approximate the direct current in the ultraviolet by

$$\lim_{r \rightarrow 0} I_i(r, \Delta\mu_i) \sim \frac{q_i}{4\pi r} \int_{-\infty}^{\infty} d\theta \ln \left[\frac{1 + \exp(-\varepsilon_i(\theta, r, \mu_i^l))}{1 + \exp(-\varepsilon_i(\theta, r, \mu_i^r))} \right] \frac{d\epsilon(\theta)}{d\theta}, \quad (73)$$

after a partial integration. Taking now the potentials at the end of the wire to be $\mu_i^r = -\mu_i^l = \mu_i/2$ we carry out the limit $\Delta\mu_i \rightarrow 0$ in (66) with the help l'Hospital's rule and the conductance becomes

$$\lim_{r \rightarrow 0} G_i(r) \sim \frac{q_i}{2\pi r} \int_{-\infty}^{\infty} d\theta \frac{1}{1 + \exp[\varepsilon_i(\theta, r, 0)]} \frac{d\varepsilon_i(\theta, r, \mu_i/2)}{d\mu_i} \Big|_{\mu_i=0} \frac{d\epsilon(\theta)}{d\theta}. \quad (74)$$

Noting that $d\epsilon(\theta)/d\theta = 2\delta(\theta)$, we obtain

$$\lim_{r \rightarrow 0} G_i(r) \sim \frac{q_i}{\pi r} \frac{1}{1 + \exp \varepsilon_i(0, r, 0)} \frac{d\varepsilon_i(0, r, \mu_i/2)}{d\mu_i} \Big|_{\mu_i=0}. \quad (75)$$

The derivative $d\varepsilon_i(0, r, \mu_i/2)/d\mu_i$ can be obtained by solving

$$\frac{d\varepsilon_i(0, r, \mu_i/2)}{d\mu_k} = -\frac{r}{2} \delta_{ik} + \sum_j N_{ij} \frac{1}{1 + \exp \varepsilon_j(0, r, \mu_i/2)} \frac{d\varepsilon_j(0, r, \mu_j/2)}{d\mu_k}, \quad (76)$$

which results from performing a constant TBA analysis on the μ_k -derivative of (69) in the spirit of⁹. At this point only the asymptotic phases of the scattering matrix enter via

$$N_{ij} = \frac{1}{2\pi i} \lim_{\theta \rightarrow \infty} [\ln[S_{ij}(-\theta)/S_{ij}(\theta)]] . \quad (77)$$

In principle we have now all quantities needed to compute the conductance, but to solve (76) for the derivatives of the pseudo-energies is somewhat cumbersome, see^{37,51} for such a computation. Nonetheless, we can elaborate more on equation (76) and simplify the procedure further. For this purpose we introduce the quantity

$$Y_{ij} := \frac{1}{r(1 + e^{\varepsilon_i})} \frac{d\varepsilon_i}{d\mu_j} , \quad (78)$$

such that we can re-write equation (76) equivalently as

$$M_{ij} Y_{jk} = \frac{\delta_{ik}}{2} \quad \text{with} \quad M_{ij} := N_{ij} - (1 + e^{\varepsilon_i}) \delta_{ij} \quad (79)$$

where the pseudoenergies satisfy the constant TBA equations

$$e^{-\varepsilon_i} = \prod_j (1 + e^{-\varepsilon_j})^{N_{ij}} . \quad (80)$$

Returning now to dimensional variables, i.e. replacing $1/2\pi \rightarrow e^2/h$, the conductance at high temperature in terms of the filling fraction ν then simply results to

$$G(0) = \frac{e^2}{h} \nu \quad \text{with} \quad \nu = \frac{1}{2} \sum_{i,j} q_i (M^{-1})_{ij} . \quad (81)$$

This means we have reduced the entire problem to compute filling fractions simply to the task of finding and inverting the matrix M . This is done in two steps: First from the asymptotic phases of the scattering matrix we compute N_{ij} and subsequently we solve the constant TBA equations (80). Then it is a simple matter of inverting the matrix (79) and performing the sums in (81).

In the context of the fractional quantum Hall effect one encounters very often particles which obey some exotic (anyonic) statistics. So far we have assumed our particles to obey fermionic type statistics as this choice is most natural for the investigated theories⁹. However, one can easily implement more general statistics by adding a matrix g_{ij} to the N -matrix⁵².

The formula (81) reminds of course on the well-known expressions for the conductance as may be found for instance in^{53,54}. In that context it was found^{53,55} that Jain's sequence (62) can be obtained simply from the $(m \times m)$ -matrix

$$M_{ij} = p \pm \delta_{ij} . \quad (82)$$

For this we have to take $q_i = 2 \forall i$ in our expression (81). We will now demonstrate that the sequence (62) can also be obtained in a more surprising way from fairly complicated matrices, even with non-rational entries, which result directly in the way indicated above, namely from a TBA analysis of minimal affine Toda field

theories¹². Each Toda theory is associated to a Lie algebra \mathfrak{g} of rank ℓ and it is well known⁵⁶ that in that case N is an $(\ell \times \ell)$ -matrix which is of the general form

$$N_{ij} = \delta_{ij} - 2(K_{\mathfrak{g}}^{-1})_{ij} , \quad (83)$$

where $K_{\mathfrak{g}}$ is the Cartan matrix related to \mathfrak{g} (see e.g. ⁵⁷). The solutions to the constant TBA equations are also known^{58,56} for most cases. In the ultraviolet limit these theories possess Virasoro central charge $c = 2\ell/(H + 2)$, with H being the Coxeter number of the Lie algebra \mathfrak{g} .

3.2 Fractional filling fractions from minimal affine Toda field theory

Here we only reproduce the most important and stable subsequence of Jain's hierarchy, that is (62) for $p = 2$. Let us start with some concrete examples to illustrate the working of our formulae. The first member of this series, that is filling fraction $\nu = 1/3$ is one of the best studied examples^{11,45,59} of the fractional quantum Hall effect. We show now that this particular filling fraction results in the ultraviolet limit from an A_3 -affine Toda field theory. Specializing the general expression (83) to the A_3 -case, the solutions to the constant TBA equations (80) are simply

$$e^{\varepsilon_1} = e^{\varepsilon_3} = 2, \quad e^{\varepsilon_2} = 3 . \quad (84)$$

Then, the inverse of the M -matrix

$$M_{ij} = \delta_{ij} - 2(K_{A_3}^{-1})_{ij} - \delta_{ij}(1 + e^{\varepsilon_i}) \quad (85)$$

is computed to

$$M^{-1} = \frac{1}{36} \begin{pmatrix} 11 & -2 & -1 \\ -2 & 8 & -2 \\ -1 & -2 & 11 \end{pmatrix} . \quad (86)$$

From the fact that the A_ℓ -minimal affine Toda field theories can also be viewed as complex sine-Gordon models⁶⁰, we know⁶¹ that the charges in this theory are $q_1 = q_3 = 1$, $q_2 = 2$, such that (81) yields

$$\nu_{A_3} = 1/3 . \quad (87)$$

This is not entirely surprising as it is known⁵⁴ that the fractional quantum Hall effect with this filling fraction can be described successfully in terms of a $c = 1$ conformal field theory (CFT), as in the case at hand. The next example, i.e. A_5 -minimal affine Toda field theory, yields a less expected answer, even more since the M -matrix contains non-rational entries. With (83) for A_5 the solutions to the constant TBA equations are^{58,56}

$$e^{\varepsilon_1} = e^{\varepsilon_5} = 1 + \sqrt{2}, \quad e^{\varepsilon_2} = e^{\varepsilon_4} = 2 + 2\sqrt{2}, \quad e^{\varepsilon_3} = 3 + 2\sqrt{2} . \quad (88)$$

Assembling this into the M -matrix, it is clear that it will contain non-rational entries. Evidently this matrix is not of the form (82) and certainly falls out of

the classification scheme based on integral lattices⁶². Nonetheless, it will lead to a distinct rational value for ν . We compute the inverse of M to

$$M^{-1} = \begin{pmatrix} \left(\frac{35}{4} - 6\sqrt{2}\right) & \left(\frac{31}{2\sqrt{2}} - 11\right) & \left(\frac{7-5\sqrt{2}}{4}\right) & \left(6 - \frac{17}{2\sqrt{2}}\right) & \left(3\sqrt{2} - \frac{17}{4}\right) \\ \left(\frac{31}{2\sqrt{2}} - 11\right) & \left(15 - \frac{21}{\sqrt{2}}\right) & \left(\frac{7\sqrt{2}-10}{4}\right) & \left(6\sqrt{2} - \frac{17}{2}\right) & \left(6 - \frac{17}{2\sqrt{2}}\right) \\ \left(\frac{7-5\sqrt{2}}{4}\right) & \left(\frac{7\sqrt{2}-10}{4}\right) & \left(\frac{9}{4} - \frac{3}{\sqrt{2}}\right) & \left(\frac{7\sqrt{2}-10}{4}\right) & \left(\frac{7-5\sqrt{2}}{4}\right) \\ \left(6 - \frac{17}{2\sqrt{2}}\right) & \left(6\sqrt{2} - \frac{17}{2}\right) & \left(\frac{7\sqrt{2}-10}{4}\right) & \left(15 - \frac{21}{\sqrt{2}}\right) & \left(\frac{31}{2\sqrt{2}} - 11\right) \\ \left(3\sqrt{2} - \frac{17}{4}\right) & \left(6 - \frac{17}{2\sqrt{2}}\right) & \left(\frac{7-5\sqrt{2}}{4}\right) & \left(\frac{31}{2\sqrt{2}} - 11\right) & \left(\frac{35}{4} - 6\sqrt{2}\right) \end{pmatrix}. \quad (89)$$

Remarkably when taking into account that⁶¹ $q_1 = q_5 = 1$, $q_2 = q_4 = 2$, $q_3 = 3$, we obtain by evaluating (81) for the matrix (89) the simple ratio

$$\nu_{A_5} = 3/8. \quad (90)$$

We will now turn to the generic case. Taking the general solutions of the constant TBA equations into account^{58,56} and using a generic expression for the inverse of the Cartan matrix $K_{A_\ell}^{-1} = \min(i, j) - ij/(\ell + 1)$ in (83), the M-matrix for an $A_{2\ell+1}$ -minimal affine Toda field theory can be written generically as

$$M_{ij} = \frac{ij}{\ell + 1} - 2 \min(i, j) - \delta_{ij} \frac{\sin\left(\frac{i\pi}{2\ell+4}\right) \sin\left(\frac{(i+2)\pi}{2\ell+4}\right)}{\sin^2\left(\frac{\pi}{2\ell+4}\right)}. \quad (91)$$

As already indicated by the previous example this matrix is not of the form (82) and does not fit into the classification scheme proposed in⁶². According to⁶¹ we have the charges

$$q_i = q_{2\ell+2-i} \quad \text{and} \quad q_i = i \quad \text{for} \quad i \leq \ell + 1. \quad (92)$$

As can be guessed from (89), it is not evident how to express the inverse in terms of a simple closed expression. We can, however, invert (91) case-by-case up to very high rank and we obtain from (81) together with (92) the sequence

$$\nu_{A_{2\ell+1}} = \frac{\ell + 1}{2\ell + 4}. \quad (93)$$

Taking now $\ell = 2m - 1$, we obtain as a subsequence of this the most stable part of Jain's sequence (62) with $p = 2$

$$\nu_{A_{4m-1}} = \frac{m}{2m + 1}. \quad (94)$$

In summary: *The conductance of a quantum wire which is described by a massive $A_{2\ell+1}$ -minimal affine Toda field theory possesses in the high temperature regime, in which the model turns into a conformal field theory with Virasoro central $c = (2\ell + 1)/(\ell + 2)$, a filling fraction equal to (93). In particular for $\ell = 2m - 1$, we obtain the Jain sequence (94).*

In order to illustrate the main idea we just presented here the most stable of the Jain sequence. To see how to obtain other sequences we refer the reader to².

4 Conclusions

We have presented two concrete applications in which non-perturbative methods developed in the context of integrable quantum field theories can be used to evaluate physical quantities. We predict the generation of harmonic spectra from solid state devices and show that filling fractions occurring in fractional quantum Hall systems can be obtained from minimal affine Toda field theories.

Acknowledgements

A.F. would like to thank the organizers for their kind invitation. We are grateful to the Deutsche Forschungsgemeinschaft (Sfb288) for financial support. We also acknowledge useful discussions with M. Mintchev, E. Ragoucy and P. Sorba.

References

1. O.A. Castro-Alvaredo, A. Fring and C. Figueira de Morisson Faria, *Relativistic treatment of harmonics from impurity systems in quantum wires*, cond-mat/0208128, to appear in *Phys. Rev. B*.
2. O.A. Castro-Alvaredo and A. Fring, *Fractional quantum Hall systems from Toda theories*, cond-mat/0212257.
3. R. Kubo, *Can. J. Phys.* **34** (1956) 1274.
4. R. Kubo, M. Toda and N. Hashitsume, *Statistical Physics*, 2-nd ed. (Springer, Berlin, 1995).
5. R. Landauer, *IBM J. Res. Dev.* **1** (1957) 223; *Philos. Mag.* **21** (1970) 863; M. Büttinger, *Phys. Rev. Lett.* **57** (1986) 1761.
6. P. Weisz, *Phys. Lett.* **B67** (1977) 179; M. Karowski and P. Weisz, *Nucl. Phys.* **B139** (1978) 445.
7. F.A. Smirnov, *Form Factors in Completely Integrable Models of Quantum Field Theory*, Advanced Series in Mathematical Physics, Vol. **14**, World Scientific, Singapore, 1992.
8. H. Babujian, O.A. Castro-Alvaredo, A. Fring and M. Karowski, *Correlation functions from form factors, an introduction*, in preparation.
9. Al.B. Zamolodchikov, *Nucl. Phys.* **B342** (1990) 695.
10. J.K. Jain, *Adv. in Phys.* **41** (1992) 105; *Science* **266** (1994) 1199.
11. D.C. Tsui, H.L. Störmer and A.C. Gossard, *Phys. Rev. Lett.* **48** (1982) 1559.
12. A.V. Mikhailov, M.A. Olshanetsky and A.M. Perelomov, *Commun. Math. Phys.* **79** (1981) 473; G. Wilson, *Ergod. Th. Dyn. Syst.* **1** (1981) 361; D.I. Olive and N. Turok, *Nucl. Phys.* **B257** [FS14] (1985) 277.
13. P.A. Franken, A.E. Hill, C.W. Peters and G. Weinrich, *Phys. Rev. Lett.* **7** (1961) 118; W. Kaiser and C. Garret, *Phys. Rev. Lett.* **7** (1961) 229.
14. T. Brabec and F. Krausz, *Rev. of Mod. Phys.* **72**, 545 (2002).
15. G. Sommerer, *private communication* (1999).
16. M. Lenzner, J. Krüger, S. Sartania, Z. Cheng, Ch. Spielmann, G. Mourou, W. Kautek, and F. Krausz, *Phys. Rev. Lett.* **80**, 4076 (1998).
17. O. E. Alon, V. Averbukh, and N. Moiseyev, *Phys. Rev. Lett.* **80**, 3743 (1998).

18. K.Z. Hatsagortsyan and C.H. Keitel, *Phys. Rev. Lett.* **86**, 2277 (2001); *J. Phys. B* **35**, L175 (2002).
19. O. E. Alon, V. Averbukh, and N. Moiseyev, *Phys. Rev. Lett.* **85**, 5218 (2000); G. Ya. Slepyan, S. A. Maksimenko, V. P. Kalosha, A.V. Gusakov, and J. Herrmann, *Phys. Rev. A* **63**, 053808 (2001).
20. N. Hay, R. de Nalda, E. Springate, K.J. Mendham and J.P. Marangos, *Phys. Rev. A* **61**, 053810 (2000); N. Hay, R. de Nalda, T. Halfmann, K.J. Mendham, M. B. Mason, M. Castillejo, and J.P. Marangos, *Phys. Rev. A* **62**, 041803 (2000).
21. V. Averbukh, O. E. Alon, and N. Moiseyev, *Phys. Rev. A* **64**, 033411 (2001).
22. C.N. Yang, *Phys. Rev. Lett.* **19** (1967) 1312; R.J. Baxter, *Ann. Phys.* **70** (1972) 323.
23. B. Schroer, T.T. Truong and P. Weisz, *Phys. Lett.* **B63** (1976) 422; M. Karowski, H.J. Thun, T.T. Truong and P. Weisz, *Phys. Lett.* **B67** (1977) 321; A.B. Zamolodchikov, *JETP Lett.* **25** (1977) 468.
24. I.V. Cherednik, *Theor. Math. Phys.* **61** (1984) 977.
25. E.K. Sklyanin, *J. Math. Phys.* **A21** (1988) 2375.
26. A. Fring and R. Köberle, *Nucl. Phys.* **B421** (1994) 159; *Nucl. Phys.* **B419** [FS] (1994) 647; *Int. J. of Mod. Phys.* **A10** (1995) 739.
27. G. Delfino, G. Mussardo and P. Simonetti, *Phys. Lett.* **B328** (1994) 123, *Nucl. Phys.* **B432** (1994) 518.
28. O.A. Castro-Alvaredo, A. Fring and F. Göhmann, *On the absence of simultaneous reflection and transmission in integrable impurity systems*, hep-th/0201142.
29. P. Federbush, *Phys. Rev.* **121** (1961) 1247; *Progress of Theo. Phys.* **26** (1961) 148; B. Schroer, T.T. Truong and P. Weisz, *Ann. of Phys.* **102** (1976) 156; S.N.M. Ruijsenaars, *Comm. of Math. Phys.* **87** (1982) 181.
30. O.A. Castro-Alvaredo and A. Fring, *Nucl. Phys.* **B618** [FS] (2001) 437.
31. M. Mintchev, E. Ragoucy and P. Sorba, *Phys. Lett.* **B547** (2002) 313.
32. R. Konik and A. LeClair, *Phys. Rev.* **B58** (1998) 1872.
33. C. Cohen-Tannoudji, *Quantum Mechanics*, (John Wiley & Sons, New York, 1977).
34. D. Cabra and C. Naón, *Mod. Phys. Lett.* **A9** (1994) 2107.
35. S. Ghoshal and A.B. Zamolodchikov, *Int. J. of Mod. Phys.* **A9** (1994) 3841.
36. R. Konik and A. LeClair, *Nucl. Phys.* **B538** (1999) 587.
37. O.A. Castro-Alvaredo and A. Fring, *Nucl. Phys.* **B649** (2003) 449.
38. A. Luther and I. Peschel, *Phys. Rev.* **B9** (1974) 2911; F.D.M. Haldane, *J. of Phys.* **C** (1981) 2585; C.L. Kane and M.P.A. Fisher, *Phys. Rev.* **B46** (1992) 15233.
39. I. Affleck and A.W.W. Ludwig, *J. Phys.* **A27** (1994) 5375.
40. H. Weyl, *Gruppentheorie und Quantenmechanik*, (Hirzel, Leipzig, 1928).
41. W. Gordon, *Zeit. für Physik* **40**, 117 (1926); D.M. Volkov, *Zeit. für Physik* **94**, 250 (1935).
42. C. Itzykson and J-B. Zuber, *Quantum Field Theory*, (McGraw-Hill, Singapore, 1980).
43. R. E. Wagner, Q. Su and R. Grobe, *Phys. Rev. A* **60**, 3233 (1999).

44. K. von Klitzing, G. Dorda and M. Pepper, *Phys. Rev. Lett.* **45** (1980) 494.
45. R.B. Laughlin, *Phys. Rev. Lett.* **50** (1983) 1395.
46. W. Pan, H.L. Stormer, D.C. Tsui, L.N. Pfeiffer, K.W. Baldwin and K.W. West, *Phys. Rev.* **B61** (2000) R5101; *Phys. Rev. Lett.* **88** (2002) 176802.
47. E.H. Hall, *Am. J. Math.* **2** (1879) 287.
48. F. Lesage, H. Saleur and S. Skorik, *Nucl. Phys.* **B474** (1996) 602.
49. P. Fendley, A.W.W. Ludwig and H. Saleur, *Phys. Rev.* **B52** (1995) 8934.
50. P. Fendley, A.W.W. Ludwig and H. Saleur, *Phys. Rev. Lett.* **74** (1995) 3005.
51. O.A. Castro-Alvaredo and A. Fring, *J. Phys.* **C14** (2002) L721.
52. A. Bytsko and A. Fring, *Nucl. Phys.* **B532** (1998) 588.
53. J. Fröhlich and A. Zee, *Nucl. Phys.* **B364** (1991) 517.
54. A. Cappelli, G.V. Dunne, C.A. Trugenberger and G.R. Zemba, *Nucl. Phys.* **B398** (1993) 531; A. Cappelli, C.A. Trugenberger and G.R. Zemba, *Nucl. Phys.* **B448** (1995) 470.
55. X.G. Wen and A. Zee, *Phys. Rev.* **B46** (1992) 2290.
56. T.R. Klassen and E. Melzer, *Nucl. Phys.* **B338** (1990) 485.
57. J.E. Humphreys, *Introduction to Lie Algebras and Representation Theory* (Springer, Berlin, 1972).
58. A.N. Kirillov and N.Y. Reshetikhin, *J. Sov. Math.* **52** (1990) 3156.
59. X.G. Wen, *Phys. Rev.* **B41** (1990) 12838; *Phys. Rev.* **B43** (1991) 11025; C.L. Kane and M.P.A. Fisher, *Phys. Rev.* **B46** (1992) 15233; K. Moon, H. Yi, C.L. Kane, S.M. Girvin and M.P.A. Fisher, *Phys. Rev. Lett.* **71** (1993) 4381.
60. K. Pohlmeier, *Commun. Math. Phys.* **46** (1976) 207; F. Lund and T. Regge, *Phys. Rev.* **D14** (1976) 1524; F. Lund, *Phys. Rev. Lett.* **38** (1977) 1175; B.S. Getmanov, *JETP Lett.* **25** (1977) 119.
61. N. Dorey and T.J. Hollowood, *Nucl. Phys.* **B440** (1995) 215.
62. J. Fröhlich and E. Thiran, *J. of Stat. Phys.* **76** (1994) 209.