

The Correlator Toolbox, Metrics and Moduli

Robert O. Bauer^a and Roland M. Friedrich^b

^a *Department of Mathematics*
University of Illinois at Urbana-Champaign
1409 West Green Street
Urbana, IL 61801, USA

^b *Max-Planck-Institut für Mathematik, D-53111 Bonn*

Abstract

We discuss the possible set of operators from various boundary conformal field theories to build meaningful correlators that lead via a Loewner type procedure to generalisations of $\text{SLE}(\kappa, \rho)$. We also highlight the necessity of moduli for a consistent kinematic description of these more general stochastic processes. As an illustration we give a geometric derivation of $\text{SLE}(\kappa, \rho)$ in terms of conformally invariant random growing compact subsets of polygons. The parameters ρ_j are related to the exterior angles of the polygons. We also show that $\text{SLE}(\kappa, \rho)$ can be generated by a Brownian motion in a gravitational background, where the metric and the Brownian motion are coupled. The metric is obtained as the pull-back of the Euclidean metric of a fluctuating polygon.

PACS 2003: 02.50.Ey, 05.50.+q, 11.25.Hf

MSC 2000: 60D05, 58J65, 81T40

Keywords: Probability Theory; Conformal Field Theory

Email: rbauer@math.uiuc.edu, rolandf@mpim-bonn.mpg.de

1 Initial Considerations

The similarity of expressions from $\text{SLE}(\kappa, \rho)$ [20, 11] with correlators in the Coulomb gas formalism was (probably) first noticed by S. Chakravarty [9]. His questions for an explanation of this “coincidence” led to some (almost) unpublished notes [14]. An independent explanation of $\text{SLE}(\kappa, \rho)$ from the CFT perspective was given in [7].

In this paper we will show, thereby relying on the results in [5], that $\text{SLE}(\kappa, \rho)$ arises naturally when one considers random growing compacts in polygons, and how this fits into the context of conformal field theories. We will also outline, that there are more meaningful stochastic processes of $\text{SLE}(\kappa, \rho)$ type, that can be derived from physical considerations.

For the mathematical details concerning the “fluctuating polygons”, see [5]. For the relations of SLE to diffusion processes on moduli spaces and / or general CFT, see [2, 4, 8, 13, 18].

1.1 $\text{SLE}(\kappa, \rho)$

$\text{SLE}(\kappa, \rho)$ was introduced on mathematical grounds, as a generalisation of “ordinary” SLE, in the landmark paper [20] by Lawler, Schramm and Werner, and further studied in [26, 11]. (Extensive mathematical details on SLE can be found, e.g. in [19]).

Stochastic Loewner evolution (or SLE) as introduced by Schramm in [24] describes random growing compacts, in simply connected planar domains, which correspond (supposedly) to the conformally invariant scaling limit of discrete random simple curves that also satisfy a Markovian-type property. Then by the two above properties (plus a reflection symmetry) SLE is canonical in the sense that there exists only a one-parameter family of random non-selfcrossing curves γ with these properties. The dynamical way to describe the measures, is by solving Löwner’s equation [21] with a driving function given in terms of Brownian motion. So for the upper half-plane \mathbb{H} , and $\kappa \geq 0$, consider for each $z \in \overline{\mathbb{H}}$ the ordinary differential equation

$$\partial_t g_t(z) = \frac{2}{g_t(z) - W_t}, \quad g_0(z) = z, \quad (1)$$

where $W_t = \sqrt{\kappa}B_t$, and B_t is a one-dimensional standard Brownian motion. Let T_z be the duration for which this equation is well defined, i.e. $T_z = \sup\{t : \inf_{s \in [0, t]} |g_t(z) - W_t| > 0\}$, and set $K_t = \{z : T_z \leq t\}$. Then one can show that g_t is a conformal map from $\mathbb{H} \setminus K_t$ onto \mathbb{H} with $\lim_{z \rightarrow \infty} (g_t(z) - z) = 0$. It can also be shown [23] that with probability one the random growing compact set K_t is generated by a random non-selfcrossing curve $t \mapsto \gamma_t$ in the sense that $\mathbb{H} \setminus K_t$ is the unbounded component of $\mathbb{H} \setminus \gamma[0, t]$. γ is a random curve connecting the boundary points 0 and ∞ and is called *chordal* SLE_κ in \mathbb{H} from 0 to ∞ .

For calculations involving SLE conformal invariance is a powerful tool as it is always permissible to choose the geometrically most convenient configuration to do a given

calculation, where the solution depends only on the conformal equivalence class, or the moduli, of the configuration.

Now, let $z_1 < z_2 < \dots < z_n$ be real numbers, all distinct from 0. Consider the system of stochastic differential equations

$$\begin{aligned} dW_t &= \sqrt{\kappa} dB_t + \sum_{k=1}^n \frac{\rho_k}{W_t - Z_t^k} dt \\ dZ_t^k &= \frac{2}{Z_t^k - W_t} dt, \quad k = 1, \dots, n, \end{aligned} \quad (2)$$

with $W_0 = 0, Z_0^1 = z_1, \dots, Z_0^n = z_n$, and where B_t is a one-dimensional standard

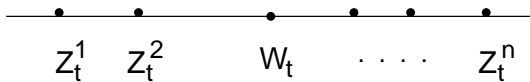


Figure 1: The $SLE(\kappa, \rho)$ random dynamical system on \mathbb{R} .

Brownian motion. Then, at least up to some small time t , the solution will exist. As above, let $g_t(z)$ be the solution to (1). Then the family of conformal maps g_t is called $SLE(\kappa, \rho)$ in the upper half-plane from $(0, z_1, \dots, z_n)$ to ∞ .

1.2 From Physics

Let us start with aspects of Liouville field theory [22], (for an early review [15]), that is related to the problem of quantum gravity. There, one of the major tasks is to properly integrate over all metrics modulo diffeomorphisms.

So, let us consider a two-dimensional surface M , possibly with boundary ∂M and a Riemannian metric g , i.e. a bordered Riemann surface. In the conformal gauge any metric can be written as

$$g = e^{\gamma\phi} g_0, \quad (3)$$

where γ is a parameter and g_0 is the “reference metric”, which also determines a point $[g_0]$ in the moduli space. The field ϕ is known as the Liouville mode.

For a closed surface M the underlying field theory is given by a bulk action

$$S[g_0, \phi] := \frac{1}{8\pi} \int_M \sqrt{g_0} \left((\nabla\phi)^2 + Q\phi R(g_0) + \frac{\mu}{\gamma^2} e^{\gamma\phi} \right) d^2z, \quad (4)$$

with the coupling constant $\gamma(\hbar = \gamma)$, $R(\cdot)$ the scalar curvature of (M, g_0) (in dimension two R is twice the sectional curvature) and the cosmological constant $\mu > 0$.

Let us point out, that in the above action (4), the Q -term represents the action in the Coulomb gas formalism (CGF) on closed Riemann surfaces, i.e. a Gaussian conformal field theory in the presence of an imaginary background charge with $Q = 2i\alpha_0$. Its presence leads to a modified stress-energy tensor

$$T = -\frac{1}{2}\partial\phi\partial\phi + i\alpha_0\partial^2\phi, \quad (5)$$

which generates a Virasoro algebra with central charge

$$c = 1 - 12\alpha_0^2.$$

Further, let us mention that (4) also represents a quantum conformal field theory. But contrary to “standard” CFT where we have the state-field correspondence, this does not hold any longer in Liouville field theory. Here the primary operators are of the form $e^{\alpha\phi}$ with conformal weight $-\frac{1}{2}(\alpha - \frac{Q}{2})^2 + \frac{Q^2}{8}$, and the set of operators and the set of states are distinct.

Now let us come to the case of surfaces with boundaries. There are two major new aspects. First the bulk action has to be extended by contributions from the boundary and second, one has to fix boundary conditions.

So, let us define the boundary action as

$$S_L \rightarrow S_{\text{bulk}} + \frac{Q}{8\pi} \int_{\partial M} \phi k |dz| + \frac{\lambda}{4\pi\gamma^2} \int_{\partial M} e^{\frac{1}{2}\gamma\phi} |dz|, \quad (6)$$

where k is the geodesic curvature of the boundary, $|dz|$ the line element and λ the boundary cosmological constant.

To have a well posed variational problem, the possible boundary conditions are Dirichlet or Neumann, or combinations of the two.

Then the bulk equation of motion $\frac{\delta S}{\delta\phi}$ is:

$$\begin{aligned} R(g) &= -\frac{\mu}{2}, \quad \text{which is equivalent to} \\ \Delta\gamma\phi &= \frac{\mu}{2}e^{\gamma\phi} + R(g_0), \end{aligned} \quad (7)$$

i.e. the metric $g = e^{\gamma\phi}g_0$ has constant negative curvature. The stress-energy tensor is found by varying the action with respect to the reference metric, i.e. $T_{ab} = 2\pi\frac{\delta S}{\delta g_0^{ab}}$, which results in

$$\begin{aligned} T_{z\bar{z}} &= 0, \\ T_{zz} &= -\frac{1}{2}(\partial\phi)^2 + \frac{1}{2}Q\partial^2\phi. \end{aligned} \quad (8)$$

As ϕ is a component of a metric as well, it transforms under conformal mappings $z \mapsto w = f(z)$ like

$$\phi \mapsto \phi + \frac{1}{\gamma} \log \left| \frac{dw}{dz} \right|^2. \quad (9)$$

In particular, the $U(1)$ current $\partial_z\phi$ transforms as

$$\partial_z\phi \mapsto \frac{dw}{dz}\partial_w\phi + \frac{d}{dz}\frac{1}{\gamma}\log\left|\frac{dw}{dz}\right|, \quad (10)$$

and the stress tensor T_{zz} as

$$T_{zz} \mapsto \left(\frac{dw}{dz}\right)^2 T_{ww} + \frac{1}{\gamma^2}\{w; z\}. \quad (11)$$

Here, $\{w; z\}$ denotes the Schwarzian derivative.

The equations of motion in the bordered case, with $(\delta\phi|_{\partial M} = 0)$ are:

$$\frac{\partial(\gamma\phi)}{\partial\mathbf{n}} + k + \frac{\lambda}{2}e^{\frac{1}{2}\gamma\phi} = 0, \quad (12)$$

where the \mathbf{n} -term denotes the normal derivative. We note, that like in the case of the bulk, there are also vertex operators on the boundary with some conformal weight $\Delta_{\partial M} = -2\alpha^2 + Q\alpha$.

In the above discussions we tacitly assumed, that the metric has no singularities neither in the bulk nor on the boundary. We shall shortly see, how that changes things.

1.3 The Uniformisation Problem

The solutions of the classical equations of motion (7) and (12), i.e. the Liouville equation, are intrinsically related to the uniformisation problem of Riemann surfaces. It states, that every Riemann surface is conformally equivalent to either the Riemann sphere, the upper half-plane \mathbb{H} or to a quotient of \mathbb{H} by some discrete subgroup $\Gamma \subset SL(2, \mathbb{R})$.

The ‘‘fundamental’’ solution of the Liouville equation for \mathbb{H} is the Poincaré metric with constant negative curvature -1 . The classical solutions in Euclidean space of the Liouville equations are of the form

$$e^{\gamma\phi}|dz|^2 = \frac{4}{\mu} \frac{\partial A \bar{\partial} B}{(A(z) - B(\bar{z}))^2} |dz|^2 \quad (13)$$

with A and B some (locally) defined functions of z, \bar{z} .

If $X = \mathbb{H}/\Gamma$ denotes the quotient by a discrete subgroup, then there exists a natural projection $\pi : \mathbb{H} \rightarrow X$ with an ‘‘inverse’’ map

$$f : X \rightarrow \mathbb{H}, \quad (14)$$

depending on the moduli of X . In terms of the inverse map f the solution of the field equation (13) has energy-momentum tensor (Fuchsian projective connection) satisfying:

$$T_{zz} = \frac{1}{\gamma^2} \{f; z\}. \quad (15)$$

So-far we have excluded metric singularities, whose presence either in the interior or on the boundary, we will now permit. Then, depending on the conjugacy classes of the monodromy of A and B and of the nature of the metric singularity, there are three classes of local solutions: elliptic, parabolic and hyperbolic. For the present paper the elliptic case is the important one.

1. Elliptic : the solution has a curvature singularity, and so (e.g. here with a curvature source at $z = 0$ and for $a \in \mathbb{R}$) the Liouville equation reads

$$\frac{1}{4\pi} \Delta \phi - \frac{\mu}{8\pi\gamma} e^{\gamma\phi} + \frac{1-a}{\gamma} \delta^{(2)}(z) = 0 , \quad (16)$$

Geometrically this is the situation corresponding to conical singularities / corners (orbifolds).

2. Parabolic : corresponds to punctured Riemann surfaces / surfaces with infinite cusps.
3. Hyperbolic : corresponds to a constant negative curvature metric on the annulus, i.e. “plumbing fixture metric”.

There is a simple way of producing conical singularities, more precisely corners. Let us consider some polygon (details will follow in later parts of the paper). Then by the inverse of the standard Schwarz-Christoffel mapping we can biholomorphically map the polygon onto the upper half-plane, such that the vertices get mapped onto the real axis. By pulling-back the reference metric on the polygon, we get a metric with corner singularities on \mathbb{R} .

1.4 Conical singularities and the space of Polygons

Let us consider a bordered Riemann surface M . A (real) divisor on M is the formal sum

$$\boldsymbol{\beta} = \sum_i \beta_i p_i$$

where the $p_i \in M$ are points and $\beta_i \in \mathbb{R}$. The discrete set $\{p_i\}$ is the support of $\boldsymbol{\beta}$ and the number $|\boldsymbol{\beta}| := \sum_i \beta_i$ is the degree of the divisor. We shall have the following conditions on the divisor:

$$\beta_i > -1 \quad \text{if } p_i \notin \partial M \quad \text{and} \quad \beta_i > -\frac{1}{2} \quad \text{if } p_i \in \partial M . \quad (17)$$

We shall call a simply connected domain D with a divisor $\{(p_1, \beta_1), \dots, (p_n, \beta_n)\}$, a weighted domain.

Then a conformal metric ds^2 on M represents the divisor $\boldsymbol{\beta}$ if ds^2 is a C^2 -Riemannian metric on $M \setminus \text{supp}(\boldsymbol{\beta})$ such that if z_i is a local coordinate on a neighbourhood U_i of

p_i , then there exists a continuous function $u : U_i \rightarrow \mathbb{R}$, of class C^2 on $U_i \setminus \{p_i\}$, such that on U_i :

$$\begin{cases} ds^2 = e^{2u} |z_i - a_i|^{2\beta_i} |dz_i|^2 & \text{if } p_i \notin \partial M, \\ ds^2 = e^{2u} |z_i - a_i|^{4\beta_i} |dz_i|^2 & \text{if } p_i \in \partial M, \end{cases} \quad (18)$$

where $a_i = z_i(p_i)$.

The point p_i is called a *conical singularity of angle* $\theta_i = 2\pi(\beta_i + 1)$ if $p_i \notin \partial M$ and a *corner* of angle $\varphi_i = 2\pi(\beta_i + \frac{1}{2})$ or of exterior angle $-2\pi\beta_i$ if $p_i \in \partial M$. In both cases, we shall say that ds^2 has a singularity of order β_i at p_i . Riemann surfaces with conical singularities are generalised Riemann surfaces (GRS) but the natural morphisms for GRS's are still conformal mappings, which topologically are covering maps in the sense of 2 dimensional orbifold theory. The problem of prescribing curvature for such surfaces, has been studied in [25].

Now, the Gauss-Bonnet formula does still hold in this situation, and it states for a GRS with divisor $(M, \boldsymbol{\beta})$ that:

$$\frac{1}{2\pi} \int_M R \, \text{dvol} + \frac{1}{2\pi} \int_{\partial M} k |dz| = \chi(M, \boldsymbol{\beta}) , \quad (19)$$

where the Euler characteristic of $(M, \boldsymbol{\beta})$ is defined by $\chi(M, \boldsymbol{\beta}) \equiv \chi(M) + |\boldsymbol{\beta}|$ with $\chi(M)$ the topological Euler characteristic of M . In a physical context this corresponds to some conservation law, e.g. charge conservation.

As the above discussion shows, polygons are natural objects to consider, if one wants to deal with conical singularities (corners).

Therefore let us briefly mention some facts about the set \mathcal{P}_n of all polygons with $n \geq 3$ distinguished vertices in the complex plane \mathbb{C} , whose sides have non-negative length. We shall allow for all possible degenerations of the polygons, with the exception of the degeneration to a single point. On the complex plane \mathbb{C} we shall consider the usual Euclidean metric $|dz|^2$.

Two polygons are called equivalent if there is an orientation preserving similarity of the complex plane, which maps vertices of one polygon to those of the other one. We know, that these conformal mappings are given by a global linear transformation of the form:

$$f(z) := az + b, \quad \text{where } (a, b) \in \mathbb{C}^* \times \mathbb{C} .$$

It is also well known that the infinitesimal generators of these transformations are the differential operators: ∂_z (translations) and $z\partial_z$ (dilatations and rotations)

If we denote the edges of the n -gon D by e_1, \dots, e_n and its vertices by v_1, \dots, v_n , then we have the basic relation from vector calculus $\vec{e}_j = v_{j+1} - v_j$. So the space \mathcal{P}_n is canonically isomorphic to the complex projective space $\mathbb{C}\mathbb{P}^{n-2}$. To see this, just consider the hyperplane $H \subset \mathbb{C}^n$, defined by:

$$H := \{(e_1, \dots, e_n) \in \mathbb{C}^n : e_1 + \dots + e_n = 0\} .$$

Therefore, the space \mathcal{P}_n is connected and is naturally endowed with the Fubini-Study metric. Hence, every polygon $D \in \mathcal{P}_n$ can be continuously deformed to any polygon $P \in \mathcal{P}_n$.

1.5 The Correlator Toolbox

As the present article deals with stochastic processes of SLE(κ, ρ) type, which are basically stochastic multi-particle systems, where the individuals are confined to the boundary of some surface, originally the real line, in a physical context we have to consider, what kind of particles we are dealing with, e.g. what quantum numbers they possess. Whereas in probability theory one might just see a random dynamical system, the physicist perceives them (in the SLE context) rather as objects (quanta) belonging to an underlying field theory.

As our previous discussion showed, there are several quantum field theories which are related to the realm of conformal symmetry. They are derived from some classical action and quantized via the path-integral formalism, which in turn, and very loosely speaking, corresponds to the Itô Integral. Below, the situation is depicted schematically, where ϕ stands for the relevant fields (or just a dummy variable):

$$\underbrace{\underbrace{\underbrace{(\nabla\phi)^2}_{\text{BCFT}} \quad QR\phi \quad e^{-\gamma\phi}}_{\text{CGF}}}_{\text{BLFT}} + \text{boundary terms} + \text{boundary conditions} + \text{ghosts}$$

Further, we also saw, that the quantum field theories discussed, have various characteristic operators of type, e.g.:

- bulk / boundary vertex operators
- boundary condition changing operators (Cardy type)
- twist fields: Dirichlet \leftrightarrow Neumann (“dual resonance theory” type)

but also

- bulk and boundary curvature sources of elliptic or parabolic type

As the fundamental quantities in a quantum field theory are given by correlators, e.g. Z the partition function, we could try to build out of the above operators an arbitrary “correlator burger”,

$$\langle \dots \text{plug in operators} \dots \rangle$$

In the simplest case, it could be derived from the situation in Fig. 2, where we have on the real axis different boundary conditions, Dirichlet and Neumann or discontinuously

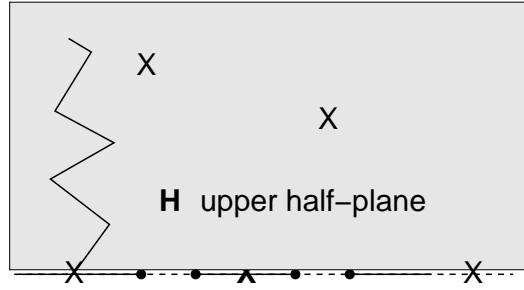


Figure 2: The open-string world sheet with changing Neumann and Dirichlet boundary conditions and with bulk and boundary field insertions.

changing boundary conditions of the same type, curvature sources in the bulk or on the boundary.

But, as it is known, conformal field theories [6] are controlled by tight algebraic structures, e.g. the central charge and the dimensions of the fields are dictated by representation theory of, e.g. the Virasoro algebra. Therefore, not all of the possible insertions would lead to well defined expressions.

Further, as it was already known in the early days of CFT, that when a conformal field theory is considered on a Riemann surface, the moduli will enter explicitly [12]. Examples, of “natural” Riemann surfaces with non-trivial moduli are the unit disc with 10^{26} marked points, the annulus or an n -connected domain, to mention some of the planar ones.

So, as an illustration, for the Ising model in highest-weight representation with $c = 1/2$ there exists a degeneracy at level two with highest-weight state $h = 1/2$, i.e.

$$[L_{-2} - \frac{3}{4}(L_{-1})^2]|h = 1/2\rangle = 0, \quad (20)$$

and therefore this state must decouple from the other states in an unitary irreducible representation. This leads, as a particularity of CFT, to a differential equation for correlation functions, i.e. there is a correspondence of null states in the representation space and linear differential operators whose order is given by the grade of the null state.

In the case of a non-trivial Riemann surface, the Ward identities acquire an additional term, which describes the dependence of correlation functions on the moduli of the underlying surface (as a function of the topological invariants, e.g. genus, boundary components, marked points).

Although the local algebraic structure (20) remains the same on the Riemann surfaces, the identity (20) becomes an operator identity,

$$(L_{-2}(w) - \frac{3}{4}(L_{-1}(w))^2) \phi_{h=1/2}(w) = 0. \quad (21)$$

where ϕ is a conformal field of dimension h .

Now, in the SLE / CFT context, we are interested in certain choices of operators within a correlator, that geometrically seen, create at least one simple curve, e.g. a domain wall, and in possible conformally invariant probability measures supported by these curves. Of course, the measures will depend also on the presence of the other fields. At this point one may consult [7].

By the Loewner mapping, i.e. by cutting the surface, we can evolve the correlator, to obtain the relevant driving process, and hence by pull-back the probability measure itself. However the stochastic driving process now lives on the appropriate moduli space, and is not a simple one-dimensional Brownian motion, any longer. In case, of conformal invariance and a Markovian-type property the process will be a Markov process, see [4].

A look at Fig. (2), immediately reveals that the situation can be naturally extended to the case, where we have also insertions of some bulk fields and / or higher loop diagrams.

Therefore, a natural general correlator, which is still describable within the generalised SLE framework, leads to processes of the form

$$\text{SLE}(\kappa, \vec{\rho}_{\text{boundary}}, \vec{\rho}_{\text{bulk}}) . \quad (22)$$

The consideration of these, should give new and interesting classes of stochastic processes with associated measures.

2 An Illustration: Diffusing Polygons

Let us now illustrate the preceding discussion with an example. To do so, let us consider a critical statistical mechanics model defined on a polygon D , with changing boundary conditions at points A and B , see Fig. (3). As in the usual SLE set-up, this generates a domain wall, that connects the points A and B and in principle is described by a “sort of chordal SLE”. We will now derive the driving markov process in this situation from purely geometric considerations.

2.1 Schwarz-Christoffel Formula.

Now let the consecutive vertices be p_1, \dots, p_n in positive cyclic order. The angle at p_k is $\alpha_k\pi$, $0 < \alpha_k < 2$, and the outer angle is $\beta_k\pi = (1 - \alpha_k)\pi$, $-1 < \beta_k < 1$. We note that

$$\beta_1 + \dots + \beta_n = 2 , \quad (23)$$

and that the polygon is convex if and only if all $\beta_k > 0$. We will call the pairs (p_k, β_k) the corners of the polygon.

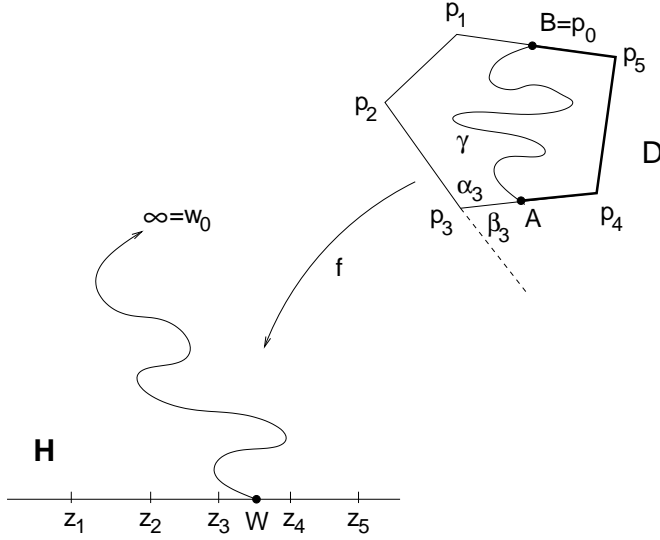


Figure 3: A polygon D with changing boundary conditions at A and B , domain wall γ , and the conformal image of the set-up under f on $\overline{\mathbb{H}}$.

Further, let f be a conformal map from D onto the upper half-plane \mathbb{H} , with $z_k = f(p_k)$ and such that none of the z_k equals ∞ . Then for $z \in \mathbb{H}$ define the Schwarz-Christoffel mapping

$$SC(z) = SC \left[\begin{array}{c} z_1, \dots, z_n \\ \beta_1, \dots, \beta_n \end{array} \middle| \begin{array}{c} z \\ z^* \end{array} \right] = \int_{z^*}^z \prod_{k=1}^n (z - z_k)^{-\beta_k} dz, \quad (24)$$

where the powers $(z - z_k)^{-\beta_k}$ denote analytic branches in \mathbb{H} . Note that

$$SC'(z) = \prod_{k=1}^n (z - z_k)^{-\beta_k}, \quad (25)$$

and

$$\frac{SC''(z)}{SC'(z)} = - \sum_{k=1}^n \frac{\beta_k}{z - z_k}. \quad (26)$$

Then it is well known that for some constants $a, b \in \mathbb{C}$, $f^{-1} = aSC + b$, see [1]. This result extends to the case when the polygon is allowed to have slits, i.e $\beta_k = -1$ for some k . Slits are counted as double edges of the boundary polygon, traversed in positive cyclic order. A vertex, when considered as a boundary point, may then occur multiple times, corresponding to different prime ends. Henceforth, a corner (p_k, β_k) will always be a pair consisting of a prime end p_k located at a vertex together with the exterior angle β_k associated to the prime end p_k . The formula (24) then remains unchanged if $z_k = f(p_k)$. In case $f(p_k) = \infty$ for one k , then (24) needs to be adjusted

by simply dropping the factor with exponent $-\beta_k$. Finally, formula (24) continues to hold if D is unbounded or one (or several) corners are at ∞ , provided that the angles at ∞ are appropriately defined, see [16]. The interior angle at ∞ is chosen in $[-2\pi, 0]$. So, polygon will refer to these “generalised” polygons.

In the case of polygons, we still have, that if D is a polygon with corners (p_1, β_1) to (p_n, β_n) in positive cyclical order, and γ is a Jordan arc contained in D except for one endpoint which lies on the interior of a side S of D , then there is a conformal map f from $D \setminus \gamma$ onto a polygon D' such that $(f(p_1), \beta_1), \dots, (f(p_n), \beta_n)$ are the corners of D' in positive cyclical order. If we require $f(S \cup \gamma) \subset [0, 1]$, then f is unique.

3 SLE(κ, ρ) and Polygon motion

Let $(p_1, \beta_1), \dots, (p_n, \beta_n)$ be the corners of a polygon D . Denote f a conformal map from D onto the upper half-plane and set $z_k = f(p_k)$, $1 \leq k \leq n$. We assume the points z_k are all finite and distinct from 0. For $\kappa > 0$ set

$$\rho_k = \frac{\kappa}{2}\beta_k, \quad k = 1, \dots, n. \quad (27)$$

In particular, $-\kappa/2 \leq \rho_k \leq \kappa/2$. Suppose that $(W_t, Z_t^1, \dots, Z_t^n)$ is a solution to (2). For z in the upper half-plane, set

$$SC_t(z) = SC \left[\begin{array}{c|c} Z_t^1, \dots, Z_t^n & z \\ \beta_1, \dots, \beta_n & 0 \end{array} \right].$$

Then $z \mapsto SC_t(z)$ extends continuously to the real axis with the points Z_t^k removed and is differentiable there as a function of t . In particular, if $W_s \neq Z_s^1, \dots, Z_s^n$ for $s \in [0, t]$, then we may define

$$f_t(z) = SC_t(z) - \int_0^t (\partial_s SC_s)(W_s) ds. \quad (28)$$

Note that f_t maps \mathbb{H} onto a polygon while the function f as previously introduced or in Fig. (3), maps a polygon onto the upper half-plane, i.e. is the inverse Schwarz-Christoffel mapping. Define the stopping time σ by

$$\sigma = \sup \{t : W_s, Z_s^1, \dots, Z_s^n \text{ are all distinct for } 0 \leq s \leq t\}.$$

Then the process $U_t \equiv f_t(W_t)$ is a martingale for $t < \sigma$ and if

$$A_t \equiv \kappa \int_0^t (SC'_s(W_s))^2 ds$$

and $\tau(t)$ is defined by $A_{\tau(t)} = t$, then $t \mapsto U_{\tau(t)}$ is a standard Brownian motion. We further note, that the motion of the corners of the polygon $f_t(\mathbb{H})$ is differentiable.

It is important to point out, that if we begin with an arbitrary $SLE(\kappa, \rho)$, i.e. with a choice of points z_1, \dots, z_2 and weights ρ_1, \dots, ρ_n , then the results of this section will still hold. However, in this case the Schwarz-Christoffel mapping SC is no longer to be schlicht, but it still maps the intervals $[z_k, z_{k+1}]$ onto straight line segments. But, by considering the associated Riemann surface to the analytic function SC , we can still interpret the image $SC(\mathbb{H})$ as a Riemannian domain. So, in the case of $SLE(2, (-1, -1))$, up to a normalisation, this corresponds to the map $z^3 - 3z$, which can be understood in terms of a 3-fold cover, cf. [1]

Set now $D_t = f_t(\mathbb{H})$, and denote

$$(q, u) \in D_t \times \partial D_t \mapsto k_{D_t}(q, u)$$

the Poisson kernel of D_t . If $p \in \partial D_t$, denote $\partial_2 H_{D_t, p}(q, u)$ the analytic function in q whose real part is $\partial_2 k_{D_t}(q, u)$ and which satisfies

$$\lim_{q \rightarrow p} \partial_2 H_{D_t, p}(q, u) = 0 .$$

Then the main statement is

Theorem 3.1 (Loewner evolution in polygons). *Denote K_t the hull of an $SLE_\kappa(\rho)$ in the upper half-plane and $g_t : \mathbb{H} \setminus K_t \rightarrow \mathbb{H}$ the normalised uniformising map. Then $h_t \equiv f_t \circ g_t \circ f_0^{-1} : D \setminus f_0(K_t) \rightarrow D_t$ satisfies*

$$\partial_t \ln h_t'(z) = f_t(W_t)^2 \partial_2 H_{D_t, f_t(\infty)}(h_t(z), f_t(W_t)) . \quad (29)$$

4 SLE coupled to Gravity

As it is known, a stochastic process is linked to some operator, which intrinsically depends upon a metric. The operator which determines what Brownian motion should be, is the Laplace-Beltrami operator. In local coordinates, applied to a function φ , it reads as

$$\Delta \varphi = \frac{1}{\sqrt{g}} \frac{\partial}{\partial x^j} \left(\sqrt{g} g^{ij} \frac{\partial \varphi}{\partial x^i} \right) .$$

So, instead of mapping $SLE(\kappa, \rho)$ into polygons we can also stay in the upper half-plane and couple it to a fluctuating background metric. Indeed, $f_t : \mathbb{H} \rightarrow D_t$ is an immersion. If we endow D_t with the Euclidean metric, then the pull-back metric via f_t on \mathbb{H} is

$$g_{ij} = \delta_{ij} |f_t'(z)|^2, \quad i, j = 1, 2,$$

where the indices 1 and 2 refer to the real and imaginary coordinate, respectively. If $\Gamma = (\Gamma_{jk}^i)$ denotes the Levi-Civita connection for this metric, then the (2-dimensional) Brownian motion \tilde{W} for the metric (g_{ij}) solves the stochastic differential equation

$$d\tilde{W}_s^i = \sigma_j^i(\tilde{W}_s) dB_s^j - \frac{1}{2} g^{kl}(\tilde{W}_s) \Gamma_{kl}^i(\tilde{W}_s) ds,$$

see [17]. Here $g^{-1} = (g^{kl})$ is the inverse coefficient matrix of g and σ is a square root of g^{-1} (i.e. $\sigma\sigma^T = g^{-1}$), and we apply the Einstein summation convention. For our particular metric g we find

$$\Gamma_{11}^1 = \Gamma_{22}^1 = -\Re\left(\frac{f_t''}{f_t'}\right),$$

see [10]. The boundary $\mathbb{R} = \partial\mathbb{H}$ is a one-dimensional submanifold of $\overline{\mathbb{H}}$. The metric g on \mathbb{H} thus induces the metric $(f_t'(x))^2 dx^2$ on \mathbb{R} . A (one-dimensional) Brownian motion W relative to this metric solves the stochastic differential equation

$$dW_s = \frac{dB_s}{f_t'(W_s)} - \frac{1}{2(f_t'(W_s))^2} \sum_{j=1}^n \frac{\beta_j}{W_s - Z_t^k} ds. \quad (30)$$

We now couple the metric to the Brownian motion W via

$$dZ_t^k = \frac{2}{\kappa(f_t'(W_t))^2(Z_t^k - W_t)} dt, \quad k = 1, \dots, n. \quad (31)$$

Then, after a timechange, (30) and (31) become the SLE(κ, ρ)-system (2) with the convention $\rho_j = \kappa\beta_j/2$.

Acknowledgements

R. F. would like to thank Shoibal Chakravarty for the questions asked and the discussions. Gastón Giribert he thanks for helpful explanations. John Cardy he thanks for discussing the notes and for general discussions.

The research of the first author was supported by NSA grant H98230-04-1-0039. The research of the second author was supported by a grant of the Max-Planck-Gesellschaft.

References

- [1] L. Ahlfors, *Complex Analysis*, 2nd. ed., McGraw-Hill, New York, 1966.
- [2] R. Bauer, R. Friedrich, *Stochastic Loewner evolution in multiply connected domains*, C. R. Acad. Sci. Paris, Ser. I **339**, 579-584, 2004.
- [3] R. Bauer, R. Friedrich, *Stochastic Loewner evolution in multiply connected domains; the radial case*, arXiv, 2004.
- [4] R. Bauer, R. Friedrich, *On chordal and bilateral SLE in multiply connected domains*, arXiv. 2005.
- [5] R. Bauer, R. Friedrich, *Diffusing Polygons and SLE(κ, ρ)*, arXiv. 2005.

- [6] A. Belavin, A. Polyakov, A. Zamolodchikov, *Infinite conformal symmetry in two-dimensional quantum field theory*, Nuclear Phys. B **241**, no. 2, 333–380, 1984.
- [7] J. Cardy, *SLE(κ, ρ) and Conformal Field Theory*, arXiv math-ph, 2004.
- [8] J. Cardy, *SLE for theoretical physicists*, arXiv cond-mat, to appear in Annals of Physics, 2005.
- [9] S. Chakravarty, unpublished notes, Princeton, spring 2004.
- [10] M. Do Carmo, *Riemannian Geometry*, Birkhäuser, Boston, 1992.
- [11] J. Dubédat, *SLE(κ, ρ) martingales and duality*, Ann. Probab. **33** (2005), no. 1, 223–243.
- [12] T. Eguchi, H. Ooguri, *Conformal and current algebras on a general Riemann surface*, Nuclear Phys. B **282**, no. 2, 1987.
- [13] R. Friedrich, J. Kalkkinen, *On conformal field theory and stochastic Loewner evolution*, Prépublications de l’IHÉS P/03/28, (2003), which appeared in Nuclear Phys. B **687** (2004), no. 3, 279–302.
- [14] R. Friedrich, unpublished notes, IAS Princeton, 2004.
- [15] P. Ginsparg, G. Moore, *Lectures on 2D Gravity and 2D String Theory*, arXiv:hep-th, 1993.
- [16] P. Henrici, *Applied and Computational Complex Analysis, vol. 1*, Wiley-Interscience, New York, 1974.
- [17] E. P. Hsu, *Stochastic Analysis on Manifolds*, Graduate Studies in Mathematics, Vol. 38, AMS, Providence, 2002.
- [18] M. Kontsevich, *CFT, SLE and phase boundaries*, Arbeitstagung 2003, MPI preprint, 2003.
- [19] G. Lawler, *Conformally Invariant Processes in the Plane*, Mathematical surveys and monographs, vol 114, AMS, Providence, 2005.
- [20] G. Lawler, O. Schramm, W. Werner, *Conformal restriction: the chordal case*, J. Amer. Math. Soc. **16** (2003), no. 4, 917–955 (electronic).
- [21] K. Löwner, *Untersuchungen über schlichte konforme Abbildungen des Einheitskreises I.*, Math. Ann. **89**, 103–121, 1923.
- [22] A. Polyakov, *Quantum geometry of bosonic strings*, Phys. Lett. B **103**, no. 3, 207–210 (1981).
- [23] S. Rohde, O. Schramm, *Basic properties of SLE*, preprint, arXiv.

- [24] O. Schramm, *Scaling limits of loop-erased random walks and uniform spanning trees*, Israel J. Math. **118**, 221–288, 2000.
- [25] M. Troyanov, *Prescribing Curvature on Compact Surfaces with Conical Singularities*, Trans. of the AMS, Vol. 324, Nr. **2**, 1991.
- [26] W. Werner, *Girsanov's transformation for SLE(κ, ρ) processes, intersection exponents and hiding exponents*, Ann. Fac. Sci. Toulouse Math. (6) **13** (2004), no. 1, 121–147.