

# Webs of $(p,q)$ 5-branes, Five Dimensional Field Theories and Grid Diagrams

**Ofer Aharony**

**Amihay Hanany**

**Barak Kol**

Department of Physics and Astronomy

School of Natural Sciences

Department of Physics

Rutgers University

Institute for Advanced Study

Stanford University

Piscataway, NJ 08855-0849, USA

Princeton, NJ 08540, USA

Stanford, CA 94305, USA

oferah@physics.rutgers.edu

hanany@sns.ias.edu

barak@leland.stanford.edu

## Abstract

We continue to study 5d  $N = 1$  supersymmetric field theories and their compactifications on a circle through brane configurations. We develop a model, which we call  $(p,q)$  Webs, which enables simple geometrical computations to reproduce the known results, and facilitates further study. The physical concepts of field theory are transparent in this picture, offering an interpretation for global symmetries, local symmetries, the effective (running) coupling, the Coulomb and Higgs branches, the monopole tensions, and the mass of BPS particles. A rule for the dimension of the Coulomb branch is found by introducing Grid Diagrams. Some known classifications of field theories are reproduced. In addition to the study of the vacuum manifold we develop methods to determine the BPS spectrum. Some states, such as quarks, correspond to instantons inside the 5-brane which we call strips. In general, these may not be identified with  $(p,q)$  strings. We describe how a strip can bend out of a 5-brane, becoming a string. A general BPS state corresponds to a Web of strings and strips. For special values of the string coupling a few strips can combine and leave the 5-brane as a string.

To my parents,  
Sara and Yoram Kol  
BK

## Contents

<b>I</b>	<b>Introduction</b>	<b>3</b>
A	A Review of Field Theory Results . . . . .	6
<b>II</b>	<b><math>(p, q)</math> Webs, Grid diagrams and Curves</b>	<b>8</b>
A	Brane Configurations . . . . .	8
B	$(p, q)$ Webs . . . . .	11
C	Grid Diagrams . . . . .	17
D	Curves . . . . .	20
E	Classification of 5d Theories Using Grids . . . . .	26
F	The Higgs Branch . . . . .	29
<b>III</b>	<b>Instantons and Other BPS States in the 5d Theories</b>	<b>32</b>
A	General Considerations and Some BPS States . . . . .	32
B	Instanton States and String Webs in the Brane Constructions . . . . .	34
C	BPS States for the Theories on a Circle . . . . .	39
D	Hypermultiplet States and a First Apparent Paradox . . . . .	42
1	Instantons and a Jump in the spectrum . . . . .	44
E	Strips and Instantons in $(p, q)$ 5-branes . . . . .	46
F	BPS Spectra in Pure $SU(2)$ Gauge Theories and Another Apparent Paradox	50
G	Comparison with Other Constructions . . . . .	54
H	Enhanced Global Symmetries at the Strong Coupling Fixed Points . . . . .	56
I	Singularities of the Curves . . . . .	57

<b>IV</b>	<b>Flows in Parameter Space Beyond Infinite Coupling</b>	<b>58</b>
A	Continuation Past Infinite Coupling to Another Gauge Theory . . . . .	59
B	Flows to Theories with no Gauge Theory Interpretation . . . . .	65

## I. INTRODUCTION

The study of 5d  $N = 1$  supersymmetric gauge theories was pioneered by Seiberg a year ago [1] using a field theoretic approach together with results from string theory. These theories are non-renormalizable, but they may be defined as perturbations of superconformal field theories which correspond to their strong coupling limits. A geometric approach to the study of these theories, considering M theory compactified on a degenerate Calabi-Yau, was introduced by Morrison - Seiberg [2] and Douglas - Katz - Vafa [3]. The theory was further developed by Ganor - Morrison - Seiberg [4] and Intriligator - Morrison - Seiberg [5]. The next subsection is a brief review of the known results.

We continue the study of these theories using brane configurations. These were introduced in [6] for 3d theories, and the study of the 5d case began in [7] using the  $(p, q)$  5-branes of Type IIB, and continued in [8]. Brane configurations have proved successful in modeling field theories in different dimensions. The 4d  $N = 1$  Seiberg dualities were described using brane configurations by Elitzur - Gaiotto - Kutasov [9] and Elitzur - Gaiotto - Kutasov - Rabinovici - Schwimmer [10]. The 4d  $N = 2$  Seiberg-Witten theory was constructed via the 5M-brane (the 5-brane of M theory) by Witten [11], and the Seiberg-Witten curve was given a simple geometrical interpretation (see also [12]). The description of holomorphic objects in 4d  $N = 1$  SQCD via the 5M-brane was demonstrated by [13–15]. Many other field theory results were also derived from branes, and we will not attempt to give a complete list of references here.

We find that in 5 dimensions the brane configurations are particularly simple, and provide simple explanations for most of the known field theory results (which are protected by supersymmetry, and are thus accessible using the brane configurations). We call the

brane configuration corresponding to a five dimensional field theory, after some rescaling, a  $(p, q)$  Web. In [7] this Web was called a “Polymeric 5-brane”. We find that the geometry of the  $(p, q)$  Web describes the vacuum structure and the BPS spectrum of the field theories. The  $(p, q)$  Web reduces most of the discussion to elementary concepts, thus offering simple derivations of known results and facilitating further study. We do not employ group theory, matrices, loop calculations or even the classical equations of motion. In 5d  $N = 1$  theories, the vector multiplet includes a real scalar. Thus, field theory symmetries (related to vector multiplets) are realized as deformation modes of the Web (corresponding to giving expectation values to the scalars in the vector multiplets). Deformation modes with finite mass (from the string theory point of view) in the Web correspond (in the low-energy five dimensional field theory) to local gauge symmetries, while those with infinite mass correspond to global symmetries (associated with background vector multiplets). For the local deformations, the effective gauge coupling is the mass of the deformation mode. The Coulomb branch is the space of all Web configurations. The Higgs branch may be entered upon separating the Web to sub-Webs. The prepotential can be determined via the BPS spectrum, namely the monopole tension and the BPS masses. Monopole tensions are given by the area of faces in the Web. BPS particles are realized by Webs of strings inside the  $(p, q)$  Web, allowing a simple calculation of their masses.

The study of the  $(p, q)$  Web suggests introducing certain Grid diagrams to be described in Section II. These diagrams are dual to the Web, and seem to resemble diagrams of toric data such as in [5,16]. The Grid diagram determines the dimension of the Coulomb branch to be the number of internal points. Flop transitions of the Grid are related to certain flops in the Web (see section IIID 1). After compactifying the theory on a circle, we can lift the  $(p, q)$  Web from Type IIB to M theory. This introduces a curve [17], which is the analogue of the Seiberg-Witten curve for a compactified 5d theory. The relations among the triad Web - Grid - curve, and the realizations of the vacuum structure are discussed in section II. As an application we describe the realization of the two pure  $SU(2)$  theories, and the different pure  $SU(N_c)$  theories (a similar discussion was given in [18]). The compactified

five dimensional gauge theories were also studied in [19,20].

In section III we study the BPS spectrum. We find a realization for some of the BPS particles, including the gauge instantons (which are particles in 5d), in terms of string Webs. This allows us to count them and to determine their masses and charges. We compare our results with the counting of BPS states using geometric engineering, as described, for instance, in [12,21]. Instantonic strings within the 5-brane, that we call strips, are needed in order to describe quarks and other states. We emphasize that, in general, instantons inside 5-branes are not equivalent to strings. Whereas the tension of a  $(p, q)$  string is  $T_{p,q}^{string} = \sqrt{p^2 + q^2}$ , the strip tension is  $T_{p,q}^{strip} = 1/\sqrt{p^2 + q^2}$  (the tensions are in string units, and the complexified Type IIB string coupling is set to the self-dual point  $\tau = i$ ). Furthermore, we find that strips and strings can create “bends” where a strip bends out of the 5-brane to become a string.

There are various directions for further research. We described 5d gauge theories in terms of brane configurations. There is an alternative description in terms of M theory compactified on a Calabi-Yau manifold, with shrinking cycles used to decouple gravity [2,3]. We would expect that there is a mapping from our concepts to the Calabi-Yau language. What is the mapping between  $(p, q)$  Webs and Calabi-Yau manifolds? Our Grid diagrams seem to be related to toric data diagrams. In what way? <sup>1</sup>

In the determination of the BPS spectrum we still miss two important points. How could it be determined whether a state is a hypermultiplet or a vector multiplet? Which of the marginally stable states exist?

Although we reproduce most of the field theory results, there are results that we were not able to get so far. Theories with an  $SU(2)$  gauge group may have up to 7 flavors, as seen

---

<sup>1</sup>After the appearance of this paper the relation between brane configurations and toric geometry was discussed in [22] (see also [23]).

from a construction in Type I' [1], but the Webs can account only for up to 4 flavors<sup>2</sup>. Also, the brane configurations allow us to identify the points of the Coulomb branch corresponding to roots of the Higgs branch, from which the Higgs branch emanates, but we cannot identify the Higgs branch itself (nor all the roots of the Higgs branch). We can, however, describe deformations of the field theory which cause it to go into the Higgs branch.

Most of the gauge theory examples we give will be of an  $SU(2)$  gauge theory, though the discussion may easily be generalized to  $SU(N_c)$  gauge groups. The discussion could also be generalized to other gauge groups and other matter representations using orientifold planes. See, for example, [8,18] for  $SO$  and  $Sp$  groups, and [10,24] for matter in the symmetric and anti-symmetric representations.

### A. A Review of Field Theory Results

In five dimensions the minimal  $N = 1$  supersymmetry has 8 supercharges and the R-symmetry is  $Sp(1) \simeq SU(2)$ . The small representations of the supersymmetry algebra are the vector multiplet, containing a vector field, a real scalar and fermions, and the hypermultiplet, containing four real scalars and fermions.

Consider a general gauge theory with a vector multiplet in the adjoint of the gauge group  $G$ , and matter hypermultiplets in representations  $\mathbf{r}_f$ , with masses  $m_f$ . Mass parameters for hypermultiplets in five dimensions are real, and may be viewed as background vector multiplets. Let  $g_0$  be the bare coupling of the gauge theory and denote the instanton mass by  $m_0 = 1/g_0^2$  reflecting the dimension of the five dimensional gauge coupling. The name “instanton mass” will be explained in the next few paragraphs. Along the Coulomb branch, where the scalars in the vector multiplets obtain expectation values, the non-Abelian gauge group  $G$  is broken to  $U(1)^r$ , with  $r = \text{rank}(G)$ . The theory there is described by an

---

<sup>2</sup>The introduction of an orientifold can lift this critical number to 6, see [8], but it has not been studied in this paper.

Abelian low-energy effective theory for the vectors  $\mathcal{A}^i$  in  $\mathcal{A} = \sum_{i=1}^r \mathcal{A}^i T_i$ , with  $T_i$  the Cartan generators of  $G$ . The low-energy theory is determined by the prepotential  $\mathcal{F}(\mathcal{A}^i)$ , which is required to be at most cubic due to 5d gauge invariance [1]. The exact quantum prepotential is given by [5]

$$\mathcal{F} = \frac{1}{2} m_0 h_{ij} \phi^i \phi^j + \frac{c_{cl}}{6} d_{ijk} \phi^i \phi^j \phi^k + \frac{1}{12} \left( \sum_{\mathbf{R}} |\mathbf{R} \cdot \phi|^3 - \sum_f \sum_{\mathbf{w} \in \mathbf{W}_f} |\mathbf{w} \cdot \phi + m_f|^3 \right), \quad (1)$$

where  $\phi^i$  are the scalar components of  $\mathcal{A}^i$ ,  $h_{ij} = \text{Tr}(T_i T_j)$ ,  $d_{abc} = \frac{1}{2} \text{Tr}(T_a (T_b T_c + T_c T_b))$ ,  $\mathbf{R}$  are the roots of  $G$ , and  $\mathbf{W}_f$  are the weights of  $G$  in the representation  $\mathbf{r}_f$ .  $c_{cl}$  is a quantized parameter of the theory, related to a five dimensional Chern-Simons term. In terms of  $\mathcal{F}$  the effective gauge coupling is

$$2m_g(\phi)_{ij} = \left( \frac{1}{g^2} \right)_{eff \ ij} = \frac{\partial^2 \mathcal{F}}{\partial \phi^i \partial \phi^j}. \quad (2)$$

Specializing to  $G = SU(N_c)$  gauge group with  $N_f$  hypermultiplets in the fundamental representation of  $G$ , the Coulomb branch of the moduli space is given by  $\phi = \text{diag}(a_1, \dots, a_{N_c})$  with  $\sum_i a_i = 0$ , modulo the Weyl group action, which permutes the  $a_i$ , and allows us to order  $a_1 \geq a_2 \geq \dots \geq a_{N_c}$ . The prepotential in this case, taking  $m_0 = 0$ , is explicitly given by [5]

$$\mathcal{F} = \frac{1}{12} \left( 2 \sum_{i < j}^N (a_i - a_j)^3 + 2c_{cl} \sum_{i=1}^N a_i^3 - N_f \sum_{i=1}^N |a_i|^3 \right). \quad (3)$$

The conditions on  $c_{cl}$  [5] are

$$c_{cl} + \frac{1}{2} N_f \in \mathbf{Z} \quad (4)$$

$$N_f + 2 |c_{cl}| \leq 2N_c \quad (5)$$

where the inequality (5) is a necessary condition to have a non-trivial fixed point (which one can use to define the gauge theory). The case  $G = SU(2)$  is somewhat special. There are two pure gauge theories labeled by a  $\mathbf{Z}_2$  valued theta angle, since  $\pi_4(SU(2)) = \mathbf{Z}_2$ ;  $c_{cl}$  is irrelevant since  $d_{ijk} = 0$ , and the number of allowed flavors is extended to  $N_f \leq 7$ .

The BPS spectrum includes electrically charged particles, instantons and monopoles [1]. By instantons we mean particles that carry an instanton number,  $I$ , which is the charge under the global  $U(1)_I$  symmetry associated with the conserved current  $j = *\text{tr}(F \wedge F)$ . In general such particles can carry gauge charges as well. Such a charge may arise from the cubic term in the prepotential, which contributes to the Lagrangian a term of the form  $A \wedge F \wedge F$  that couples the global instanton current to the gauge potential. The central charge is a linear combination of all the local and global  $U(1)$  charges. For the case of a single global charge  $I$ , and a single local charge  $n_e$ , it is given by [1]

$$Z_e = (n_e + cI)\phi + Im_0, \quad (6)$$

where  $c$  is some constant related to the coefficient of the cubic terms (from here on we will absorb this coefficient in the definition of  $n_e$ ). The masses of BPS saturated states are equal (up to a multiplicative constant which we will ignore here) to their central charge. Magnetic monopoles in 5d gauge theories are strings, with tensions [1]

$$\begin{aligned} T_m \sim Z_m &= (n_m)_i \phi_{Di}, \\ \phi_{Di} &= \frac{\partial \mathcal{F}}{\partial \phi_i}. \end{aligned} \quad (7)$$

## II. $(P, Q)$ WEBS, GRID DIAGRAMS AND CURVES

*A threefold cord  
is not quickly broken.  
(Ecclesiastes, 4, 12)*

### A. Brane Configurations

Brane configurations for 5d  $N = 1$  theories were constructed in [7], following the general method introduced in [6]. The configuration consists of  $(p, q)$  5-branes of Type IIB string theory. Denote the complex scalar of Type IIB string theory by



$$\tau = \chi/2\pi + i/\lambda, \quad (8)$$

where  $\lambda$  is the string coupling and  $\chi$  is the axion (the RR scalar). The tension of a  $(p, q)$  5-brane is

$$T_{p,q} = |p + \tau q| T_{D5}, \quad (9)$$

where  $T_{D5}$  is the D5-brane tension. In our notation the  $(1, 0)$  5-brane is the D5-brane and the  $(0, 1)$  5-brane is the NS5-brane. The essential geometry takes place in a plane parametrized by two real coordinates  $(x, y)$ , where each 5-brane is represented by a line. Four other dimensions (as well as the time dimension) are common to all 5-branes, and provide the space-time for the field theory. The last three dimensions of the Type IIB string theory are not used for the description of the Coulomb branch, and correspond to deformations associated with the Higgs branch, which will be discussed in section II F. The 5-branes are permitted to form vertices provided that the  $(p, q)$  charge is conserved :

$$\sum_i p_i = \sum_i q_i = 0. \quad (10)$$

Note that the  $(p, q)$  label has an overall sign ambiguity which is resolved once we choose an orientation, say going into the vertex. It was found in [7] that a quarter of the SUSYs, which is the required SUSY for 5d  $N = 1$ , can be preserved provided that any  $(p, q)$  5-brane is constrained to have a slope in the  $(x, y)$  plane

$$\Delta x + i\Delta y \parallel p + \tau q. \quad (11)$$

The last three conditions (9),(10),(11) guarantee the zero force condition for vertex equilibrium. The presence of the branes breaks the spacetime Lorentz symmetry from  $SO(1, 9)$  to  $SO(1, 4) \times SO(3)$ . The first factor is identified with the five dimensional Lorentz symmetry, while the double cover of the second factor is identified with the five dimensional R-symmetry.

Three examples are shown in figure 1 (all figures will be drawn for  $\tau = i$ ). Figure 1a is the simplest non-trivial configuration, which is a vertex of  $(1, 0)$ ,  $(0, 1)$  and  $(1, 1)$  5-branes.

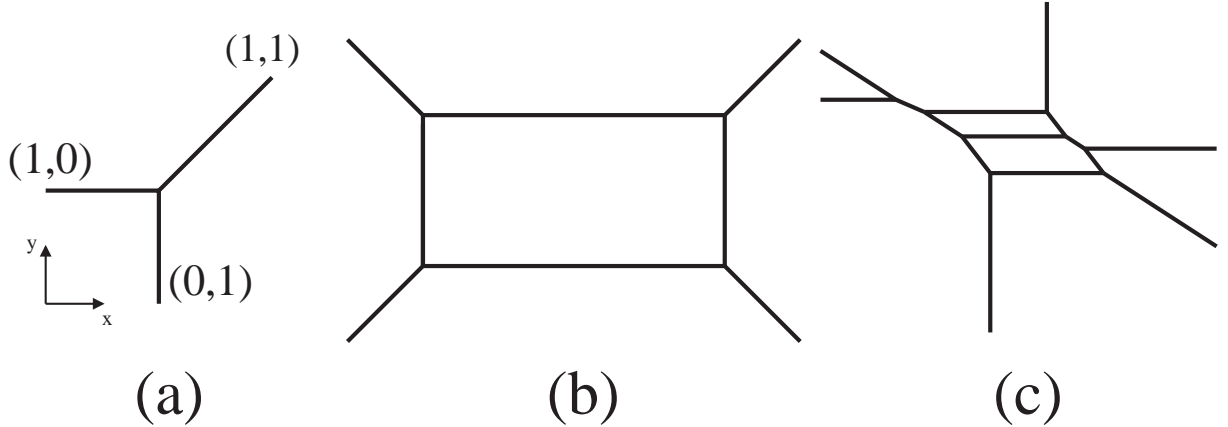


FIG. 1. Three basic brane configurations : (a) a vertex, (b) pure  $SU(2)$ , (c)  $N_c = 3$ ,  $N_f = 2$  SQCD. Henceforth, all figures will be drawn for  $\tau = i$ .

Figure 1b shows the simplest configuration of a gauge theory, which is the pure  $SU(2)$  case. When  $N_c$  finite parallel branes can be made to overlap one gets an  $SU(N_c)$  gauge group [25]. Figure 1c demonstrates how to add quarks to the configuration with horizontal semi-infinite branes [6], resulting here in a  $N_c = 3$ ,  $N_f = 2$  SQCD theory.

The usual conditions required to get a low energy 5d field theory on the brane are that gravity decouples, namely

$$E \ll M_p, \tag{12}$$

where  $E$  is the energy scale on the brane and  $M_p$  is the Planck mass, and that the massive Kaluza Klein modes can be integrated out

$$E \ll 1/\Delta x, 1/\Delta y, \tag{13}$$

where  $\Delta x, \Delta y$  are the largest length scales in the configuration. We also require that the low energy 5d theory will decouple from the 6d theory on the semi-infinite branes<sup>3</sup>. In general, this low energy theory allows us to study both the vacuum manifold and the 5d BPS states. Parallel external legs present a problem. Strings stretching between them are states of the

---

<sup>3</sup>Indeed, the massless modes in 5d will be seen not to have any component transverse to an external leg.

6d theory that are charged under the global symmetry. This might cause the global charge to be non-conserved in the 5d theory in processes at energies above the mass of these states, thus further limiting the energy range. Configurations with parallel external legs sometimes also lead to directions in moduli space where the superpotential is not strictly convex, and a strong-coupling fixed point theory is not obviously well-defined. This could be interpreted to mean that such a configuration is consistent as a sub - diagram, and could become well defined in the UV after being embedded in a larger configuration (namely, we can flow to these theories from other theories with a well-defined fixed point).

In the case of the pure  $SU(2)$  gauge theory there are two field theory parameters that can be read off from the brane configuration (figure 2). A fundamental string stretched between the horizontal D5-branes is known to be BPS saturated and to correspond to the W boson. Its mass is

$$m_W = \Delta y T_s, \tag{14}$$

where  $T_s$  is the fundamental string tension.  $\Delta y$  is proportional to the scalar  $\phi$  in the low-energy  $U(1)$  vector multiplet, which we will normalize so that  $m_W = \phi$ . Similarly, we may consider a D-string stretched between the vertical NS branes. It is BPS saturated and we will argue below that it is an instanton. For  $\chi = 0$  its mass is given by

$$m_I = \Delta x |\tau| T_s. \tag{15}$$

## B. $(p, q)$ Webs

Define an abstract  $(p, q)$  Web to correspond to a brane configuration as described above, with

$$\tau = i. \tag{16}$$

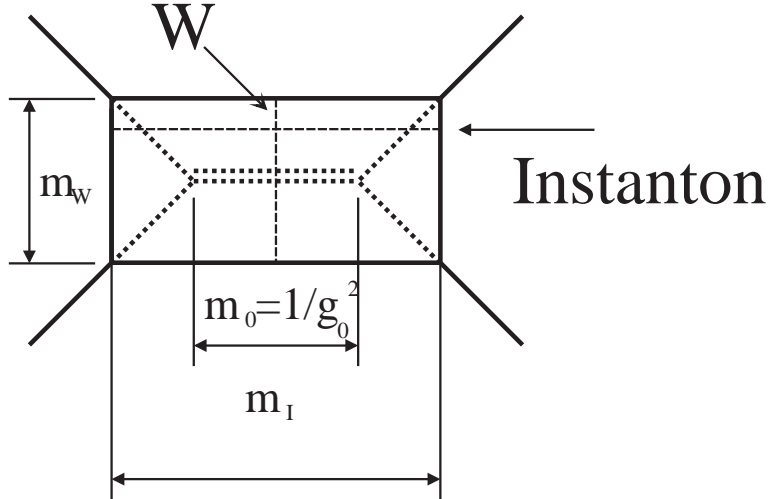


FIG. 2. The basic BPS states in the pure  $SU(2)$  gauge theory – the W boson and the instanton. The solid lines correspond to a generic brane configuration on the Coulomb branch of this theory, while the dotted lines correspond to the origin of the Coulomb branch.

Namely, it consists of line segments in a (rescaled) plane  $(x, y)$ , each labeled by relatively prime integers  $(p, q)$ . A segment is constrained to have a slope

$$\Delta x : \Delta y = p : q, \quad (17)$$

and vertices conserve  $(p, q)$  charge.

Without loss of generality we can always “normalize”  $\tau$  in this way.  $\tau$  plays the role of a redundant parameter as far as the low energy field theory is concerned. Take as an example the pure  $SU(2)$  gauge theory, figure 1b. When the axion vanishes, we can compensate for a change in the string coupling by rescaling  $x$  and  $y$ , keeping the physical field theory parameters  $m_W$  and  $m_I$  (14),(15) fixed. Similarly, we can compensate for a non-zero axion with a linear transformation that tilts the plane while keeping  $\Delta y$  fixed. The general rule is that the Web should remain fixed in the normalized coordinates  $[\tilde{x}, \tilde{y}]$ , which are coordinates taken in the  $[1, \tau]$  basis

$$\begin{bmatrix} x \\ y \end{bmatrix} = \tilde{x} \begin{bmatrix} 1 \\ 0 \end{bmatrix} + \tilde{y} \begin{bmatrix} \text{Re}(\tau) \\ \text{Im}(\tau) \end{bmatrix}. \quad (18)$$

We conjecture that when  $\tau$  and the configuration are changed in this manner, the low-energy field theory remains unchanged. Thus, the  $\tau$  parameter is redundant in the same way that

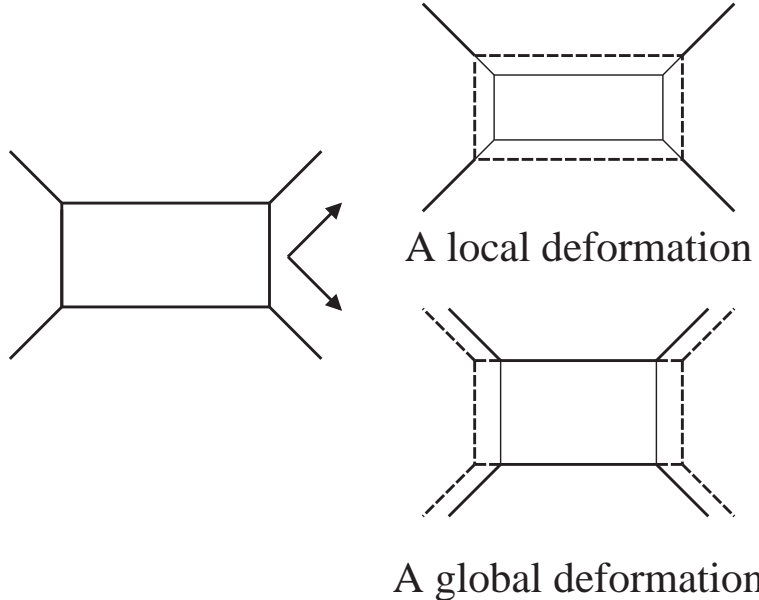


FIG. 3. Deformations of a  $(p, q)$  Web. Dashed lines denote the old configuration.

the Type IIA string coupling constant was found to be redundant for 4d configurations [11]. Since  $\tau$  is defined up to an  $SL(2, \mathbf{Z})$  transformation, there is a residual  $SL(2, \mathbf{Z})$  operating on the plane :

$$\begin{aligned} \begin{bmatrix} x' \\ y' \end{bmatrix} &= \mathbf{A} \begin{bmatrix} x \\ y \end{bmatrix} \\ A &\in SL(2, \mathbf{Z}). \end{aligned} \tag{19}$$

Note that the valid energy range for the low energy field theory (12),(13) can change under these transformations and rescaling.

Distances in the plane of the Web can be converted to mass units using the string tension. That turns out to be convenient in describing a fixed field theory while taking the Type IIB limit of M theory (section IID), since it fixes the masses of BPS states.

Consider the allowed deformations of a  $(p, q)$  Web. An external leg is an edge that is semi-infinite. During a deformation of a Web the number of external legs and their labels do not change. An example of two kinds of deformations of the pure  $SU(2)$  theory is given in figure 3. The equilibrium condition for the vertices guarantees that these deformations do not cost energy – they are zero modes. The location of external legs defines

the asymptotic configuration. A local deformation is a deformation that does not change the asymptotic configuration, and thus the moving edges have finite mass in the Web (by this we really mean a finite mass density in the  $(x, y)$  plane; of course the mass of any edge is really infinite because of the infinite 5d spacetime). Thus, it can be described in terms of VEVs of fields in the 5d field theory. In the brane constructions all such deformations correspond to giving VEVs to scalars in vector multiplets, associated (at generic points in the moduli space) with local  $U(1)$  gauge fields. A global deformation is one that does move the external legs, and thus its mass is infinite in the Web (since it is proportional to the length of the external legs). Such deformations are changes of parameters from the point of view of the 5d field theory, and are associated with global  $U(1)$  charges (the positions of the asymptotic 5-branes are associated with scalars in background vector multiplets).

The mass of the local deformation mode determines the effective gauge coupling, which is the metric on the Coulomb branch moduli space in the 5d gauge theory. In the brane configuration we can determine this by the kinetic energy of the local deformation in the string theory. Take a local deformation mode corresponding to moving the edges around a particular face in the Web<sup>4</sup>. In the field theory, this is associated with a scalar  $\phi$  (in a  $U(1)$  vector multiplet), whose kinetic term is (in our normalization)  $(1/4g_{eff}^2)(\phi)\partial_\mu\phi\partial^\mu\phi$ . In the string theory, changing  $\phi$  to  $\phi + \delta\phi$  moves the  $i$ 'th edge surrounding the face by a distance  $\delta_i\delta\phi/T_s$  for some constant  $\delta_i$ . If the mass (density) of this edge is  $m_i$ , the corresponding contribution to the kinetic term in the string theory will then be proportional to  $\frac{1}{2}m_i(\delta_i\delta\phi)^2$ . Thus, we find that the metric on the Coulomb branch is given by the sum of the masses of the edges which are moved by the deformation, weighted by their displacements squared :

---

<sup>4</sup>Note that the fact that such a deformation involves moving all the 5-branes surrounding a face in the Web implies that the low-energy  $U(1)$  gauge field is a combination of the gauge fields from all the 5-branes surrounding a face in the Web, and not just from the D5-branes as one might have naively expected.

$$\left(\frac{1}{g^2}\right)_{eff} = 2m_g = 2(\text{weighted mass of local mode}) = 2 \sum_{edges} m_i \delta_i^2, \quad (20)$$

where  $\delta_i$  is the vector of relative amplitudes in the mode.

Monopoles in 5d gauge theories are strings, which can be realized as a 3-brane wrapping a face in the Web [7]. Thus, the monopole tension is given by the area of a face, measured in units of the 3-brane tension  $T_s^2$  (recall that  $\tau = i$ ) :

$$T_m = \text{Area of face.} \quad (21)$$

Since the perimeter is the differential of the area, we see that the last two equations (20),(21) are related to the field theory definition of these quantities in terms of the prepotential (7),(2).

To determine the number of global deformations,  $n_G$ , we note that there is one deformation associated with each external leg, but not all of them produce a new Web. Denote the number of external legs by  $n_X$ . We can discard two deformations that result in translations of the whole brane configuration in the  $(x, y)$  plane (which correspond to two momenta that cannot be carried by the 5d theory). Additional deformations are lost due to the constraints of the Web. Consider a connected component of the configuration. When we have moved all but one of the external legs, the location of the last one is already determined. Assuming the diagram is connected this amounts to discarding one additional deformation. So, we find

$$\begin{aligned} \text{rank(global group)} &= \#(\text{global deformations}) = \#(\text{external legs}) - 3, \\ n_G &= n_X - 3. \end{aligned} \quad (22)$$

In addition we have an  $SO(3)$  global symmetry associated with rotations in the 3 unused dimensions. This is identified with the  $Sp(1)_R$  global R-symmetry.

The number of local deformations,  $n_L$ , is related to the number of internal faces in the diagram. Indeed, every finite edge has one degree of freedom corresponding to its transverse position in the plane. These degrees of freedom are constrained since the edges must meet at

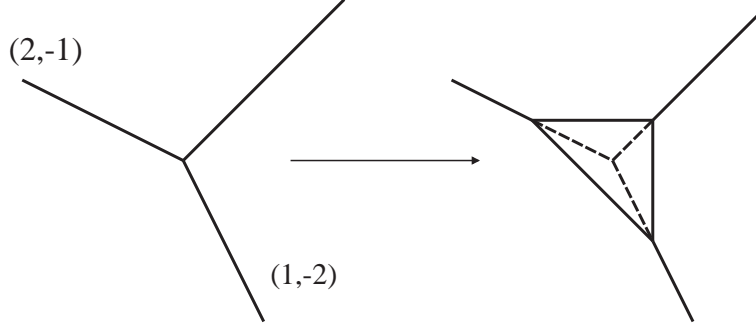


FIG. 4. A “hidden” face in the  $E_0$  Web, realizing the 1d Coulomb branch.

vertices. Each vertex contributes one constraint equation, if we assume that 3 edges intersect at each vertex (a vertex with more edges can always be decomposed into a number of 3-edge vertices). However, these constraints are not independent. The number of relations among them equals the number of connected components of the graph, which we will assume now to be one. Thus we find the number of local deformations

$$\begin{aligned}
 n_L = \text{rank}(\text{local gauge group}) &= \#(\text{local deformations}) = \\
 &= E(\text{internal}) - V + 1 = F(\text{internal}) \quad (23)
 \end{aligned}$$

where  $E$  is the number of edges,  $V$  is the number of vertices,  $F$  is the number of faces, and we used Euler’s formula  $V - E + F = 1$  for the compact part of the configuration. Some vertices might be resolved and create new faces. Figure 4, called the  $E_0$  theory [7], is an example of a vertex that can be resolved to create a new face, whereas the basic vertex (figure 1a) cannot be resolved. In order to find the total number of local deformations, for a given asymptotic configuration, we will need a new tool which will be developed in the next subsection.

Example: Consider the case of pure  $SU(2)$  gauge theory (figure 2).

- The rank of the global group is  $n_G = n_X - 3 = 1$  (22), and in this case it is just the  $U(1)_I$  symmetry. The parameter associated with this group is  $m_0 = 1/g_0^2$ .
- The rank of the local group on the Coulomb branch is one (23), and at a generic point it is just  $U(1)$ . The parameter on the Coulomb branch is  $m_W = \phi$ . For  $\phi = 0$  the W



boson is massless, and the gauge symmetry is enhanced to  $SU(2)$ .

- For  $\phi = m_0 = 0$  we have a conformal theory with  $E_1 = SU(2)$  global symmetry [1]. Enhanced global symmetries will be discussed in section III H.
- The instanton mass is  $m_I = m_0 + \phi$ .
- The effective coupling is (20)

$$(1/g_{eff}^2)(\phi) = 2m_g(\phi) = 2 \cdot \left(\frac{1}{2}\right)^2 \cdot (m_W + m_W + m_I + m_I) = m_0 + 2\phi, \quad (24)$$

since in this configuration  $\delta_i = 1/2$  for all four edges.

- The monopole tension is, using (21),  $T_m(\phi) = m_I\phi = (m_0 + \phi)\phi$ .
- Let us find the superpotential  $\mathcal{F}$ . From the last two equations we have  $2m_g = 1/g_{eff}^2 = \partial T_m / \partial \phi$ . Thus, we find using the coordinate  $\phi$  for the Coulomb branch that

$$\mathcal{F}(\phi) = \frac{1}{2}m_0\phi^2 + \frac{1}{3}\phi^3. \quad (25)$$

### C. Grid Diagrams

A Grid diagram is defined on a 2d integer lattice labeled by coordinates  $(a, b)$ . We shall denote its components by points, lines and polygons to distinguish them from the components of the Web, which we call vertices, edges and faces. The diagram consists of points, which lie on the Grid, and of lines joining them. The contour of the diagram is convex, and so are the internal polygons inside it. There might be more conditions on the diagram, but rather than state all of them, we shall describe how to build it.

Given a  $(p, q)$  Web we will associate with it a Grid diagram. The Grid diagram will be the dual graph to the Web, exchanging vertices with polygons and faces with points. The line corresponding to a  $(p, q)$  edge is orthogonal to it and is represented by the Grid vector  $\pm(-q, p)$ . The Grid diagram for the simple vertex (figure 1a) is shown in figure 5.

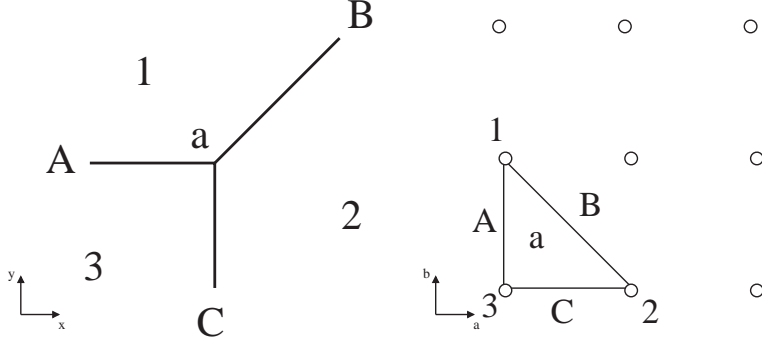


FIG. 5. The Grid diagram for the simple vertex of figure 1a. Vertices and corresponding polygons are marked a,b,c,..., edges and corresponding lines are marked A,B,C,..., and faces and corresponding points are marked 1,2,3,...

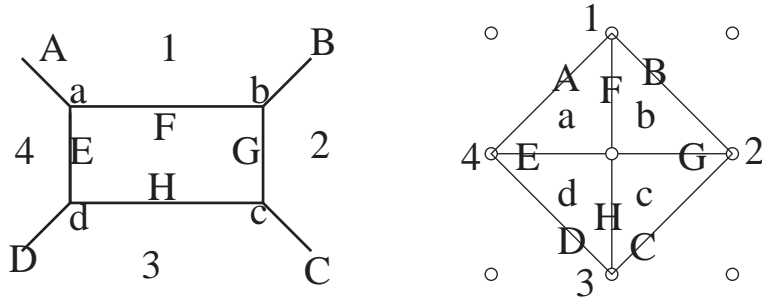


FIG. 6. The Grid diagram for the pure  $SU(2)$  gauge theory of figure 1b.

Further examples of Grid diagrams for Webs that we already encountered are given in figures 6 and 7.

To construct a Grid diagram one starts by marking an arbitrary vertex on the Grid which is chosen to correspond to some face in the Web. Crossing to an adjacent face requires passing through a  $(p, q)$  edge, and thus an orthogonal line represented by the Grid vector  $\pm(-q, p)$  should be marked, ending in a point that represents the adjacent face. Consistency requires that if we go around a closed loop of faces in the Web, circling a vertex, we will return to the same point in the diagram. This is guaranteed by the charge conservation property of the vertex :

$$\sum_{\text{lines} \in \text{polygon}} [p, q] = \sum_{\text{edges} \in \text{vertex}} [-q, p] = 0. \quad (26)$$

Circling infinity in the Web, we see that the Grid has to be convex. A point that has a

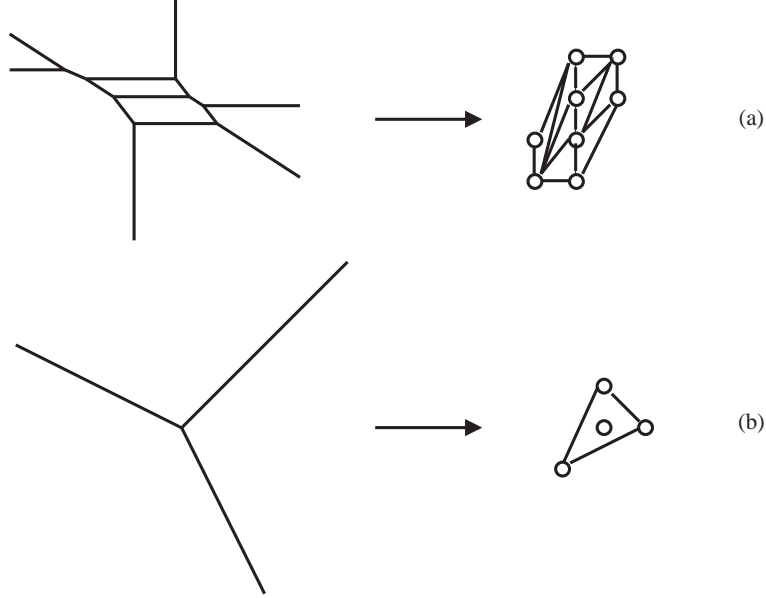


FIG. 7. Grid diagrams for (a) the  $SU(3)$ ,  $N_f = 2$  SQCD theory (figure 1c), and (b) the  $E_0$  theory.

line going through it without changing direction is said to be dividing the line. Having no parallel external legs corresponds to the Grid being “strictly convex” – not having an external point that divides a line.

Compare the Grid diagram for the basic vertex (figure 5) with the Grid diagram for the  $E_0$  theory (figure 7b). The difference between them is that the diagram for the  $E_0$  theory has an internal point. Using a property of the dual graph, we can now compute the dimension of the Coulomb branch :

$$\begin{aligned}
 n_L &= \underline{\dim(\text{Coulomb branch})} = \#(\text{local deformations}) = \\
 &= \#(\text{possible internal faces in the Web}) = \underline{\#(\text{internal points in the diagram})}. \quad (27)
 \end{aligned}$$

The residual  $SL(2, \mathbb{Z})$  symmetry that we encountered for the Web (19) translates to an  $SL(2, \mathbb{Z})$  symmetry of the Grid.

While the Grid diagram retains the information about the edges in the Web, their slopes and vertices, it “forgets” their sizes and locations. Given a Grid diagram we can construct the Web diagram, modulo the sizes of the edges, as the dual graph to the diagram, remembering that edges are orthogonal to the lines they cross.

## D. Curves

In this section we review the description of curves that can be associated to the brane configuration upon compactification on a circle. It appeared in a preliminary report [17], and was further developed by Brandhuber, Itzhaki, Sonnenschein, Theisen and Yankielowicz [18].

Following [11], an M theory description will be sought, in order to smooth out the geometrical singularities at vertices. Type IIB string theory itself has no non-singular M theory description, so we cannot get such a smoothed description for the 5d theories. However, Type IIB string theory compactified on a circle of perimeter  $L_B$  is dual to M theory compactified on a torus [26,27], with a base of length  $2\pi L_t$  and a modular parameter  $\tau$ . The relations between the parameters of Type IIB and M theory are

$$\begin{aligned} \tau_{IIB} = \tau(\text{torus}) \quad T_s = 2\pi L_t T_M \\ L_B = 1/[2\pi L_t^2 \text{Im}(\tau) T_M], \end{aligned} \tag{28}$$

where  $T_M = \frac{1}{(2\pi)^2 l_{11}^3}$  is the M theory membrane tension,  $l_{11}$  is the Planck length in 11d, and  $T_s$  is the fundamental Type IIB string tension.

A 5-brane of the Type IIB theory compactified on a circle has two possible M theory origins. It can arise either from a 5M-brane, or from a KK monopole associated with the compactification. Following [11], we wish to look at a configuration involving a 5M-brane. An unwrapped  $(p, q)$  5-brane in Type IIB string theory is associated with a KK monopole of M theory (an equivalent description was recently given in [28]). However, a  $(p, q)$  5-brane wrapped around the Type IIB circle is identified with a 5M-brane wrapping a  $(p, q)$  cycle on the torus. Thus, in M theory a brane configuration of the sort described above, when compactified on a compact dimension  $L_4 = L_B$ , is described by a single 5M-brane [17].

Denote the coordinates on the M theory torus by  $(x_t, y_t)$ . The slope condition (11), when translated into M theory, requires that the slope in the  $(x, y)$  plane equals the one in the  $(x_t, y_t)$  plane. By introducing complex coordinates

$$x + ix_t \quad y + iy_t \quad (29)$$

the slope condition is transformed into requiring analyticity. Indeed, in M theory, the BPS condition translates [29,11] to the “supersymmetric cycle” condition. As defined above, for  $\tau = i$ , the complex coordinates both live on a cylinder of periodicity  $2\pi iL_t$ . Define single valued dimensionless complex coordinates

$$s = \exp((x + ix_t)/L_t), \quad t = \exp((y + iy_t)/L_t). \quad (30)$$

In these coordinates the 5M-brane configuration is defined by a surface  $S$ , in the ambient space  $M = \mathbb{R}^2 \times \mathbf{T}^2$  parametrized by  $(x, x_t, y, y_t)$ , which can be written in the form

$$F(s, t) = 0. \quad (31)$$

The charge conservation condition is transformed into a topological identity. The surface  $S$  has one hole for each external leg. There is one homology cycle  $c_i$  on  $S$  related to each hole, satisfying that their sum is homologically trivial. When we consider them as cycles in  $M$ , they are the  $(p, q)$  cycles of the external legs :

$$\sum_{holes} c_i = 0 \text{ in } H_1(S) \Rightarrow \sum \begin{bmatrix} p \\ q \end{bmatrix}_i = 0 \text{ in } H_1(M). \quad (32)$$

Having reviewed the basic setting for the curves, we shall now describe how to find the curve for a given  $(p, q)$  Web. Consider a  $(p, q)$  edge in the Web. It is given by a linear equation of the form  $m + (-qx + py)T_s = 0$ , where  $m$  corresponds to the transverse position of the edge, and it has dimensions of mass. Generally  $m$  can be either a parameter of the field theory, such as  $m_0$ , or the VEV of a field (like  $\phi$ ). Translating to the  $(s, t)$  variables we have  $As^{-qt} = 1$ , where  $|A| = \exp(m/L_t T_s) = \exp(mL_4)$ . Thus, in the vicinity of the edge (and in the 5d limit) the curve consists of two monomials of the form  $F(s, t) \sim A_1 s^{a_1} t^{b_1} + A_2 s^{a_2} t^{b_2}$ , where

$$(a_1, b_1) - (a_2, b_2) = (-q, p), \quad |A_1/A_2| = \exp(mL_4). \quad (33)$$

The integer vector  $(-q, p)$  reminds us of the Grid diagram. Indeed, we can associate a monomial  $As^{a_t} t^b$  with every point  $(a, b)$  in the Grid, and then the curve is just the sum of

these monomials ! This is the general relation between  $(p, q)$  Webs and curves anticipated in [17].

Generally, the curve is a polynomial of the form  $F(s, t) = \sum f_i, f_i(s, t) = A_i s^{a_i} t^{b_i}$ . Each monomial  $f_i$  corresponds to a face in the Web where it is dominant. We have to verify that coefficients  $A_i$  can be assigned such that the monomials condition (33) is satisfied. Consider a loop of  $n$  points in the Grid circling a polygon. Assign the first coefficient  $A_1$  arbitrarily. The coefficients  $A_2, \dots, A_n$  are determined by (33), and consistency requires that the last edge will be described correctly by  $A_n$  and  $A_1$ . This polygon in the Grid is mapped to a vertex in the Web of coordinates  $(x_0, y_0)$ . The edge equations give

$$|f_1(x_0, y_0)| = |f_2(x_0, y_0)| = \dots = |f_n(x_0, y_0)| \implies |f_n(x_0, y_0)| = |f_1(x_0, y_0)| \quad (34)$$

so that indeed the last edge passes through the same vertex as well. Note that although this equation constrains only the absolute value of  $f(x_0, y_0)$ , there is a freedom in choosing its phase through the choice of  $x_{t0}, y_{t0}$ .

Turning to examples we can determine the curves for the Webs considered previously. Using the relevant Grid for the vertex of figure 5 we get (after setting three of the coefficients to one as described below)

$$F(s, t) = 1 + s + t = 0. \quad (35)$$

The projection of this curve on the  $(x, y)$  plane is shown in figure 8.

For the pure  $SU(2)$  gauge theory of figure 6, a convenient parametrization for the curve is given by

$$F(s, t) = As + t + ABst + Ast^2 + ts^2. \quad (36)$$

For large  $L_4$  (corresponding to the 5d limit), projecting on the  $(x, y)$  plane and comparing with figure 2, we find that the relation between the parameters of the curve and of the field theory is given by

$$A \sim 2 \exp\left(\frac{1}{g_0^2} L_4/2\right), B \sim 2 \exp(m_W L_4/2). \quad (37)$$

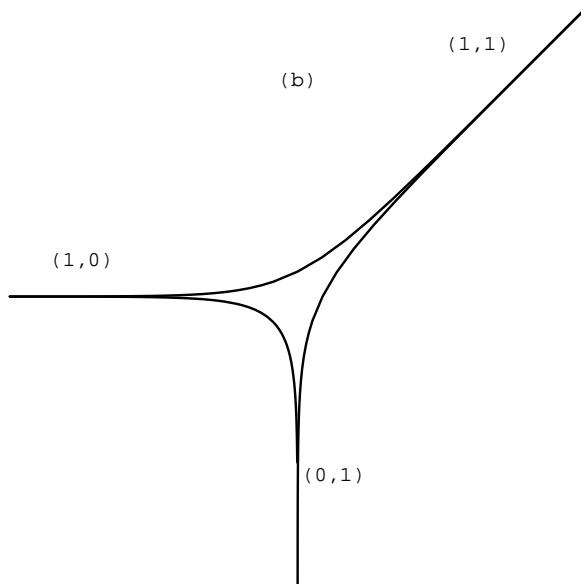


FIG. 8. A projection of the smooth curve for the simple vertex (figure 1a).

As we take the 5d limit  $L_4 \rightarrow \infty$ , the curve approaches the Web up to small corrections. From the curve for the vertex (35) and figure 8 we see that around the vertex the corrections are significant at distances of the order of

$$\delta(\text{vertex}) \sim 1/L_4 T_s. \quad (38)$$

Away from the vertex, the scale of the corrections decreases exponentially with the distance  $m$  (in mass units as above) from the vertex :

$$\delta(\text{edge}) \sim \exp(-mL_4)/L_4 T_s. \quad (39)$$

In the 5d limit, all these corrections disappear and we recover the Web.

The curve has a central role in describing the 5d theory compactified on a circle, in analogy with the role of the curve in 4d  $N = 2$  Seiberg - Witten theory [30]. The curve depends on the parameters of the theory and its moduli, and it determines the masses of BPS states, the metric on moduli space and the singularities in moduli space. It carries full non-perturbative information, as anticipated in [17].

Global parameters and moduli translate into the coefficients of the curve. We call a monomial external or internal according to the corresponding point in the Grid. An ex-

ternal coefficient is a global parameter, and an internal coefficient is a modulus (a VEV of a scalar field in the theory). Three of the coefficients  $A_i$  can be eliminated (chosen to any value). One may be eliminated due to the freedom of multiplying  $F(s, t)$  by an overall factor, and two more may be eliminated by rescaling  $s$  and  $t$  by constants (corresponding to translations in  $(x, y, x_t, y_t)$ ). This agrees with our previous counting (22), (27). Whereas the parameters and moduli of the Web (describing the uncompactified 5d theory) were real, the parameters of the curve are complex. This happens because in the compactification from 5d to 4d the Wilson loop is added as a modulus, so the scalar in the vector multiplet becomes complex, with period  $2\pi i/L_4$ . The parameters of the theory, which may be viewed as background vector multiplets, similarly become complexified.

The masses of BPS states are given by the mass of minimal area membranes that end on the 5M-brane [11]

$$dm_{BPS}^2 = d\text{Area}^2 = |dxdy|^2 + |dx_t dy_t|^2 + |dxdy_t|^2 + |dydx_t|^2 + |dxdx_t|^2 + |dydy_t|^2. \quad (40)$$

The BPS configurations are exactly the ones where we can replace the area integration by integrating a closed two-form [31]. (For a related discussion see also [32].) The integration of the two-form over the membrane can be replaced with an integration over the boundary, and since the integration is over a holomorphic form, the integral depends only on the homology class of the boundary cycle

$$m_{BPS} = \int_{\text{membrane}} \frac{ds dt}{s t} = \int_{\partial \text{membrane}} \lambda, \quad (41)$$

$$d\lambda = \frac{ds dt}{s t}. \quad (42)$$

Note that the closed two form (41) always has a primitive,  $\lambda$ , since the membrane does not wrap the torus. The choice of a primitive depends on the configuration. For example, for the pure  $SU(2)$  configuration with a W boson one should use  $\lambda = -ds/s \log(t)$ , and for the instanton  $\lambda = \log(s)dt/t$ . The effective gauge coupling is determined in terms of the BPS states, as

$$2m_g = \frac{1}{g_{eff}^2} = \frac{\partial T_m}{\partial \phi} \sim \frac{\partial a_D}{\partial a}. \quad (43)$$



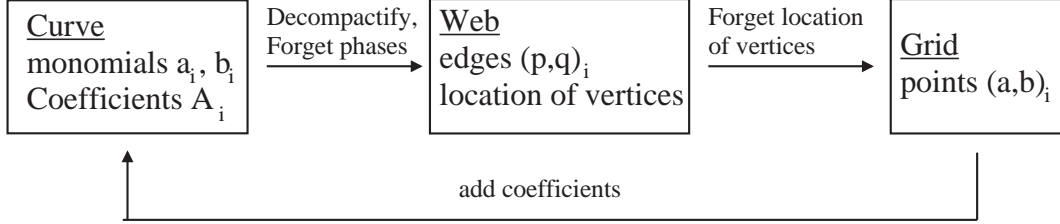


FIG. 9. The information flow between the curve, the Web and the Grid.

We describe how to find the singularities in moduli space in section III I.

A field theory analysis of the compactified 5d theory was carried out by Nekrasov, and by Lawrence and Nekrasov [19,20]. The motivation there comes from integrable systems where the role of the fundamental two form of the integrable system is played by  $ds/s \cdot dt/t$ . The analysis includes a one-loop calculation, an instanton calculation, and finding the curve that gives full non-perturbative results. Curves are given for different  $N_c, N_f$ . These results seem to match with ours under a change of variables

$$dp \sim \frac{ds}{s} \quad dq \sim \frac{dt}{t} \quad (44)$$

$$U \sim \text{an internal parameter}, \quad (45)$$

although we were not able to show full agreement.  $p, q$  are the conjugate variables of the integrable system, and  $U$  parametrizes the moduli space. The geometrical edge correction (39) can be interpreted as a world-line instanton effect from a particle of mass  $m$ .

To summarize the relation between Webs, Grids and curves consider the figure of information flow (9). The curve carries the most information. Passing to the 5d limit,  $L_4 \rightarrow \infty$ , we lose all the phase information and get the Web. The monomial data  $(a_i, b_i)$  determines the edge labels  $(p_i, q_i)$ , and the absolute value of the coefficients  $|A_i|$  determines the locations of the edges. Passing from the Web to the Grid we lose the information on distances in the  $(x, y)$  plane, but keep the monomial data. To return from the Grid to the curve we have to add in the coefficients of the polynomial.

## E. Classification of 5d Theories Using Grids

We turn to some applications of the Grid diagrams. We rederive the possible pure  $SU(2)$  gauge theories, and the possible values of  $c_{cl}$  for pure  $SU(N_c)$  gauge theories found in [5]. We present other theories that are easy to describe using the Grid, but have no known Lagrangian description.

Consider the possible configurations that result in a pure  $SU(2)$  gauge theory. To get a point of enhanced  $SU(2)$  we need two parallel branes, which we can choose to be horizontal. This translates into three vertically adjacent points in the Grid. Since we want the Coulomb branch to be one dimensional, the middle point should be the only internal point of the diagram. Since we want to have just one global charge – the instanton charge – we need 4 external points (22). So we have to add two external points, one to the right of the vertical column and one to the left. Using the residual  $SL(2, \mathbf{Z})$  symmetry (section II B) we can move the left point to the center, as shown in the figure 10\*. There are 3 options for the right point consistent with convexity (up to an obvious  $y \rightarrow -y$  parity symmetry) resulting in 3 different Webs, figure 10(a-c). For reasons which will be described below, we recognize option (a) to be the  $SU(2)$  gauge theory with a vanishing theta angle,  $\Theta = 0 \pmod{2}$  (in  $\pi_4(SU(2)) = \mathbf{Z}_2$ ), which is a deformation of the  $E_1$  fixed point theory [7]. We recognize option (b) to be  $SU(2)$  with  $\Theta = 1 \pmod{2}$ , a deformation of the  $\tilde{E}_1$  fixed point theory [7]. The two theories have the same Coulomb branch, but differ in the BPS spectrum as we will discuss in section III, allowing us to distinguish them.

The third option (c) is shown after an  $SL(2, \mathbf{Z})$  rotation. It has parallel external legs, which are associated with 6d particles charged under the global symmetry becoming massless when we take the bare gauge coupling to infinity. It is not clear whether these particles decouple from the low-energy 5d field theory or not. If they do, this configuration describes a new 5d field theory which has the same Coulomb branch as the pure  $SU(2)$  gauge theory, but we will take the conservative approach here and assume that such theories do not exist. With this assumption we recover the two known possible pure  $SU(2)$  gauge theories. A

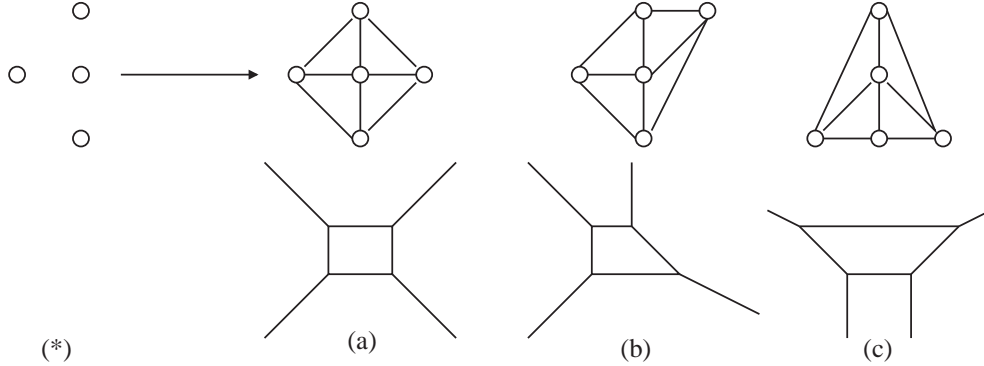


FIG. 10. The possible  $SU(2)$  theories from Grids. Starting with the basic Grid (\*) we can construct both  $\Theta = 0 \pmod{2}$  in (a), and  $\Theta = 1 \pmod{2}$  in (b). Figure (c) does not seem to define a new theory.

similar question will arise below for  $SU(N_c)$  theories with  $c_{cl} = \pm N_c$ .

Note that generally, as described in section IIB, local deformations correspond to longitudinal deformations of the external legs (namely, changing their length), so we may expect that configurations where the deformations are excited will not be radiated into the external legs (in the same way that a longitudinal wave is not propagated on a string). However, there are presumably derivative couplings of the 5d fields to the 6d fields, so the general question of the decoupling of the 5d and 6d theories is still far from clear.

Next, consider the possible configurations that result in a pure  $SU(N_c)$  gauge theory. Figure 11 shows the  $N_c = 3$  case. Similarly to the previous example we must have a vertical column of  $N_c + 1$  adjacent points, and two additional points, one on the left and one on the right. The left point can be fixed using the residual  $SL(2, \mathbf{Z})$  as shown in part (\*) of the figure. We are left with  $2N_c + 1$  possibilities, that we identify with the different possibilities for  $c_{cl}$  (5). Part (a) of the figure shows the  $c_{cl} = 0$  configuration, while the two options for  $|c_{cl}| = N_c$  are shown in parts (b,c). We can further use the  $SL(2, \mathbf{Z})$  symmetry together with a rotation to get a  $\mathbf{Z}_2$  symmetry of this spectrum corresponding to  $c_{cl} \rightarrow -c_{cl}$  (or charge conjugation). Note that the two last configurations have parallel external legs and equality holds in the field theory constraint (5). It is not clear if such configurations correspond to five dimensional fixed points. This discussion can be generalized to theories involving

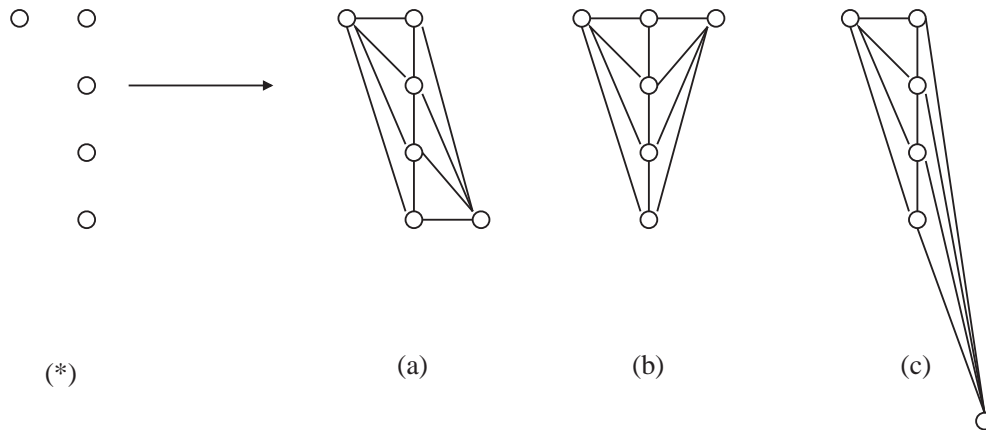


FIG. 11. The possible pure  $SU(N_c)$  theories from Grids. Starting with a basic Grid (\*) we can construct  $2N_c + 1$  theories corresponding to the permitted values for  $c_{cl}$ .  $c_{cl} = 0$  is shown in (a), the two Grids for  $|c_{cl}| = N_c$  are shown in (b,c).

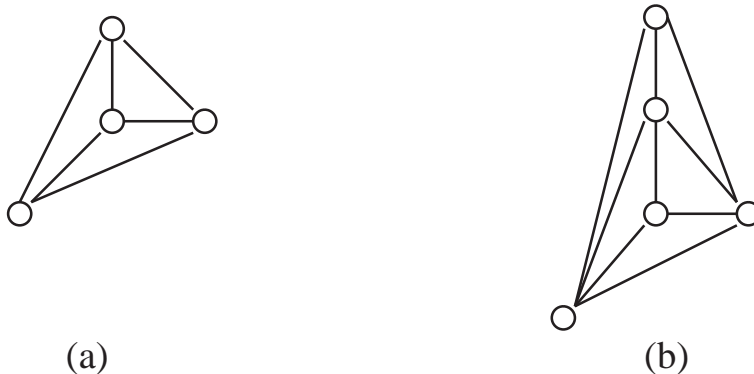


FIG. 12. Two Grids that do not have a SQCD type Lagrangian : (a) the  $E_0$  theory, (b) another example.

flavors.

As a final example, consider two Grids that do not have a SQCD type Lagrangian of  $SU(N_c)$  with  $N_f$  flavors, depicted in figure 12. The first example (a) has a one dimensional Coulomb branch, and is a deformation of the  $E_0$  fixed point (figure 4). The second example (b) has a two dimensional Coulomb branch. In both examples there are no global symmetries, and no parameters associated with them, since there are only three external points. In section III we will develop the tools to determine the BPS spectrum of these configurations.

## F. The Higgs Branch

We call a configuration reducible when it can be considered to consist of two independent Webs. When we reach such a point in moduli space, we can separate the Web into sub-Webs, making use of the so-far “unused” 3 dimensions. In the process the rank of the local group is reduced and the  $SO(3)^{\text{“unused”}} = Sp(1)_R$  symmetry is broken. These are the roots for the Higgs branch<sup>5</sup>. In field theory, we can go into the Higgs branch either by turning on VEVs to fields which break the gauge symmetry, or by turning on parameters (such as Fayet-Iliopoulos terms) which force such VEVs to be turned on. We expect the former to correspond to a local deformation of the brane configuration, but such a deformation is not visible in our constructions, as in any construction involving semi-infinite branes giving flavors [7]. At the roots of the Higgs branch, we can however separate the sub-Webs, and this corresponds to turning on some parameters which force the low-energy theory into its Higgs branch.

In SQCD theories, there are two general ways to enter the Higgs branch : giving a VEV to a meson, and giving a VEV to a baryon. Consider a configuration with  $SU(N_c)$  gauge group,  $n_L$  semi-infinite branes (corresponding to quark flavors) on the left and  $n_R$  semi-infinite branes (also corresponding to quark flavors) on the right. Giving a VEV to a meson requires two semi-infinite branes, one to the left and one to the right (figure 13(b)). These semi-infinite branes have two quarks associated with them, from which we can construct a gauge-invariant meson which can obtain a VEV. To see this deformation, we need to first align the two “flavor” semi-infinite branes with one of the “color” finite branes. Then, we have a horizontal line that is an independent sub-Web. Having reduced the Web, we find a root for a Higgs branch. In field theory terms this process is described as follows : the masses of two of the quarks are tuned (by setting their masses to be equal, and then moving on the Coulomb branch) to be zero, and then we can turn on a parameter that results in

---

<sup>5</sup>We thank J. de Boer, K. Hori, S. Kachru, H. Ooguri, and Y. Oz for discussions of this point.

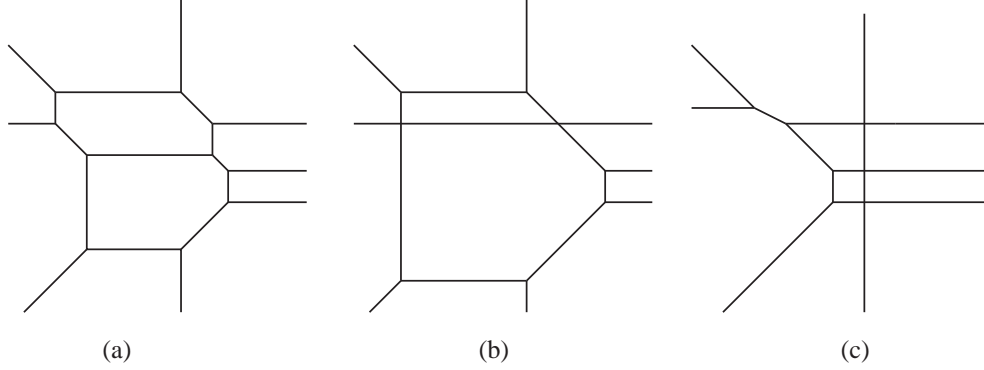


FIG. 13. Realizing the roots of the Higgs branch for a  $N_c = 3, N_f = 4$  theory. (a) A generic configuration, (b) a root for a mesonic branch, (c) a root for a baryonic branch.

turning on a VEV for their meson operator. In the process the rank of the gauge group is decreased by one.

In order to give a baryon a VEV, we have to align  $N_c$  semi-infinite branes from the same side (say right) with the  $N_c$  color branes (figure 13(c)). This will separate the right (vertical) support from the color branes. In this process we break the whole gauge group. In the brane constructions of [6], this deformation was associated with a Fayet-Iliopoulos term, which naturally results in a baryon obtaining a VEV. The interpretation in our case is not clear, since the  $U(1)$  part of the  $U(N_c)$  gauge group (associated with the Fayet-Iliopoulos term) does not seem to exist in five dimensions.

We note that there is a difference between left and right semi-infinite branes. It might be that the field theory knows to distinguish between the respective two kinds of hypermultiplets. This might be related to the fact that in 5d the mass of a hypermultiplet is real, and it can have either a positive or a negative sign, with a physical distinction between the two possibilities [33]. Note that we can give either positive or negative masses both to the hypermultiplets arising from left semi-infinite branes and to those arising from right semi-infinite branes.

Let us determine the number of possible sub-Webs that can be separated from a given Web. Consider the list of 2d vectors  $(p, q)_i$  for the external legs. These vectors sum to zero (10). If any subset of these vectors sums to zero, we can deform the Web so that it

includes a separate sub-Web with these external legs, creating a disconnected component. The lattice (partially ordered set) of zero-sum sub-Webs ordered by inclusion is a property of the asymptotic configuration. Thus,

$$\#(\text{possible sub Webs}) = \#(\text{zero sum subsets of the } (p, q) \text{ labels of external legs}). \quad (46)$$

Once this condition for a sub-Web is satisfied, we still need to tune global and local parameters to be able to turn on the deformation.

Other examples of moving apart sub-Webs also exist, which have no obvious explanation in terms of mesonic or baryonic VEVs. For instance, as noted in [7], if we take the pure  $SU(2)$  gauge theory of figure 2 and take the gauge coupling to infinity (and  $\phi$  to zero), we get just a  $(1, 1)$  5-brane intersecting a  $(1, -1)$  5-brane, and we can separate the two. The  $SU(2)$  pure gauge theory is not expected to have a Higgs branch, but at the strong coupling fixed point it is expected to have a Higgs branch isomorphic to the moduli space of an  $E_1 \simeq SU(2)$  instanton, which is  $\mathbb{R}^4/\mathbb{Z}_2$  (generally, the strong coupling fixed point of  $SU(2)$  with  $N_f$  flavors has an  $E_{N_f+1}$  global symmetry, and a Higgs branch equivalent to the moduli space of an  $E_{N_f+1}$  instanton). Thus, also in this case we can identify the separation as corresponding to a Higgs branch, though it cannot be expressed in terms of the variables of the  $SU(2)$  gauge theory.

### III. INSTANTONS AND OTHER BPS STATES IN THE 5D THEORIES

*'Tis true; there's magic in the Web of it.*

Othello - Shakespeare.

#### A. General Considerations and Some BPS States

In this section we analyze the spectrum of BPS states of the five dimensional theories described in section II, and in their compactifications on a circle. Some of the BPS states of these theories were discussed in [7]. There are several general types of BPS states in the 5d theories, corresponding to different types of central charges as described below.

1. There are  $W$  boson states in vector multiplets, which arise from fundamental strings connecting the D5-branes as usual.
2. There are quark states or, in general, hypermultiplets, which also arise from strings connecting D5-branes. These strings will be found to differ from the Type IIB  $(p, q)$  strings.
3. There are BPS saturated monopole strings, which arise from D3-branes stretched along faces of the brane configuration.
4. As described above, in five dimensions instantons can also be BPS saturated particles, charged under the global current  $J = *\text{tr}(F \wedge F)$ , which reduces to the instanton number in four dimensions (we will call these instantons also in five dimensions, hoping that this will not cause too much confusion).

When the gauge symmetry is non-Abelian, there exist finite size instantons, and the instantons have a non-compact bosonic zero mode corresponding to their scale size. This complicates the analysis of the spectrum of instanton states (naively, it appears that there is a continuum of particle states). Therefore, we will discuss here only the spectrum of instantons on the Coulomb branch, where the gauge symmetry is Abelian. In this case there



are no finite size instanton solutions, and the instantons are singular gauge configurations. Since they are localized, their properties depend on the short distance physics [1], which in five dimensions is not determined by the gauge theory. In our brane constructions, there is a well-defined short distance theory (given by string theory), and we will be able to compute the spectrum of instanton-like BPS states.

In 5d  $N = 1$  theories, like in 4d  $N = 2$  theories, BPS saturated states can be either in vector multiplets or in hypermultiplets. The BPS mass formula equates the mass of BPS saturated states with their central charge. For particle states, the central charge is a combination of contributions proportional to the charge of the state under global and local  $U(1)$  symmetries [1]. In the pure  $SU(2)$  gauge theory it takes the form

$$Z = n_e \phi + I/g_0^2, \tag{47}$$

where  $n_e$  is the charge under the  $U(1)$  gauge symmetry remaining on the Coulomb branch,  $\phi$  is the scalar in the  $U(1)$  vector multiplet,  $I$  is the charge under the global “instanton number” symmetry mentioned above, and  $g_0$  is the bare  $SU(2)$  gauge coupling ( $m_0 = 1/g_0^2$  may be viewed as a scalar in a background vector multiplet). The mass of a BPS saturated state is proportional to  $Z$ . The standard gauge theory instanton has  $I = 1$ . In theories with flavors, there will be additional terms in (47), corresponding to  $U(1)$  subgroups of the flavor group. These will be proportional to the quark masses, which again may be viewed as the scalars in background vector multiplets in the adjoint of the global symmetry group.

In five dimensions the BPS charge is real, so a bound state of any two BPS states with the same sign for the central charge is a bound state at threshold. This makes the analysis of these bound states difficult, and we will not attempt to completely determine their spectrum here, but just to discuss the states with the lowest possible charges (which cannot be written as bound states of any other states). We call these states simple BPS states<sup>6</sup>.

---

<sup>6</sup>The name comes from the analogy with the simple roots of a Lie algebra, in the sense that they are indecomposable.

The central charge allows, in principle, for bound states at threshold to decay as we move in the moduli space. However, since we are not able to determine the spectrum of bound states at threshold, we cannot say whether this actually occurs or not.

The BPS charge for strings is given by

$$Z_m = n_m \phi_D \tag{48}$$

where  $n_m$  is the magnetic charge (the charge under  $*F$ ) and  $\phi_D = \partial\mathcal{F}/\partial\phi$ . The tension of a BPS saturated string is proportional to  $Z_m$ .

When we go down to four dimensions, there is an additional scalar in the vector multiplet associated with the Wilson loop around the circle, and  $\phi$  becomes complex. There is no longer a global “instanton” charge for particle states, and the central charge is given by a combination of the complex scalar in the vector multiplet and its electric-magnetic dual [30,34] (contributions from other global charges also still exist, and become complex when we compactify). Since the central charge is now complex, BPS states can be bound, and decay along marginal stability curves where their binding energy goes to zero. In the M theory description, all the BPS states described above now arise from membranes ending on the 5M-brane. States which arose from strings in 5d will now correspond (at least for a large compactification radius) to membranes wrapped around the appropriate circle in M theory. The monopole string states which arose from 3-branes will now become particles when wrapped around the circle of the Type IIB theory. The 3-branes wrapped around the Type IIB circle can be identified with unwrapped membranes in M theory.

### B. Instanton States and String Webs in the Brane Constructions

The study of instanton states and their moduli spaces has been greatly simplified since the realization [35] that a small instanton inside a Dp-brane is the same as a D(p-4)-brane bound to the Dp-brane. In the brane constructions considered here, we are looking for small instantons in a theory where the gauge group comes from D5-branes, so it is natural to look

for instantons in configurations of D-strings inside the D5-branes. The D5-branes live on a line segment, and we would expect the D-strings stretching along the same line segment to correspond to the “instanton” particles of the five dimensional theory.

The D-strings, being stretched along line segments, must end on some other branes by charge conservation. However, a D-string cannot end on a general  $(p, q)$  5-brane, but only on a NS 5-brane (generally, a  $(p, q)$  string, which may be viewed as a bound state of  $p$  fundamental strings and  $q$  D-strings, can only end on a  $(p, q)$  5-brane [36]). Generically, our D5-branes will not end on NS 5-branes but on different branes, and even if they do end on NS 5-branes these will only be NS 5-branes on one side of the D5-brane. Thus, we need to look at more general configurations. The simplest generalization of the usual stretched string states corresponds to a Web of strings<sup>7</sup>, analogous to the Webs of 5-branes discussed above, which live inside the internal faces of the brane configuration, and end on the 5-branes which are its internal edges. Some examples of such configurations are drawn in figure 14.

The principles for constructing such a Web of strings are completely analogous to the principles we used in section II when constructing a Web of 5-branes. A D-string inside the D5-brane breaks only half of the supersymmetries of the brane configuration, so it is a BPS saturated state in the five dimensional theory. Similarly, any  $(p, q)$  string oriented in the  $x, y$  plane such that

$$\Delta x : \Delta y = -q : p \tag{49}$$

(this ratio is for a choice of the Type IIB coupling  $\tau = i$ ) will also break the same half of the supersymmetries of the brane configuration, so we can construct BPS saturated states from any combination of such  $(p, q)$  strings. As mentioned above, a  $(p, q)$  string can end on a

---

<sup>7</sup>It is interesting to note that similar configurations have appeared in a recent paper [37] in the context of enhanced  $E_n$  symmetry in F theory. However, we did not study the possible relation to the configurations in this work.

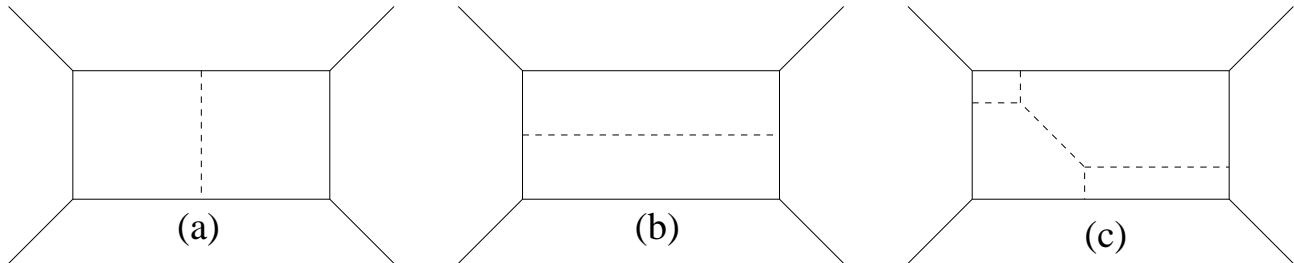


FIG. 14. A pure  $SU(2)$  gauge theory. In this figure and in similar figures in this section, 5-branes are denoted by solid lines, and strings by dashed lines. Horizontal solid lines are D5 branes and vertical solid lines are NS5 branes. In figure (a) there is a W boson, given by a fundamental string stretched between two D5 branes. In figure (b) an instanton is given by a D-string stretched between two NS5 branes. In figure (c) a bound state of a W boson and an instanton is given by a Web of strings.

$(p, q)$  5-brane. With the orientations of the strings and 5-branes chosen as above to preserve supersymmetry, a string will always be orthogonal to the 5-brane it ends on. Physically, this assures zero force parallel to the 5-brane, as required for static equilibrium. In addition to ending on 5-branes, strings with charges  $(p_i, q_i)$  can form vertices if  $\sum p_i = \sum q_i = 0$  [36], just like 5-branes. As before, there will be no forces at such vertices (this is also a consequence of the remaining supersymmetry). Any Web of strings with such vertices, and with  $(p, q)$  strings ending on  $(p, q)$  5-branes, will correspond to a BPS saturated state.

As an example of instanton configurations let us discuss the brane configuration of figure 14, described in the previous section, which gives a pure  $SU(2)$  gauge theory at low energies. An obvious state here is the W boson, corresponding to a fundamental string between the two D5-branes, as in figure 14(a). The mass of this state is equal (if we set the string tension to one) to the separation  $\phi$  between the D5-branes. This is consistent, using the BPS formula (47), with the fact that it has  $n_e = 1$  and  $I = 0$ .

However, there is a very similar state corresponding to a D-string between the two NS 5-branes, as in figure 14(b)<sup>8</sup>. The mass of this state is again the length of the corresponding

---

<sup>8</sup>Note that this is the only brane configuration corresponding to the pure  $SU(2)$  gauge theory

string, which is  $1/g_0^2 + \phi$  (section IIB). Thus, we find using equation (47) that it has  $I = 1$  and  $n_e = 1$ . It is clear that these instantons are in a vector multiplet, since their configuration is related by S duality to that of the W bosons<sup>9</sup>.

In the brane configuration, a simple way to calculate the electric charge  $n_e$  of a state arising from strings is just to count the number of boundaries that the strings have on the 5-branes, since these correspond to electric charges inside the 5-branes. As described above, the  $U(1)$  gauge field of the low energy theory is really a combination of the  $U(1)$  gauge fields from all the different 5-branes, since the scalar component of that field was identified with a shift in all the edges bounding a face in the brane configuration in section IIB. In our normalization, every string boundary has a charge  $1/2$ . Thus, a string Web configuration with  $N_b$  boundaries has

$$n_e = N_b/2. \tag{50}$$

The instanton state (as well as the W boson configuration) has a bosonic zero mode corresponding to its position inside the internal face of the brane configuration. Since the face is compact, the particle state corresponds just to the ground state of this bosonic zero mode. This is the case in all the brane constructions of particles discussed in this paper. The instantons (and the other configurations) also have fermionic zero modes, which turn them into multiplets of the five dimensional  $N = 1$  supersymmetry.

Other configurations of string Webs breaking half of the remaining supersymmetries also exist, which we would like to also interpret as BPS states. An example of such a configuration is in figure 14(c). This type of configuration can be deformed to become

---

where this D-string, corresponding to the naive gauge instanton as described above, actually exists; we will discuss the general form of instanton states below.

<sup>9</sup>In the continuation of the theory past infinite coupling discussed in [7] and in section IV, the instantons and gauge bosons interchange roles, and the instantons become the gauge bosons of the new  $SU(2)$  symmetry associated with the NS 5-branes.

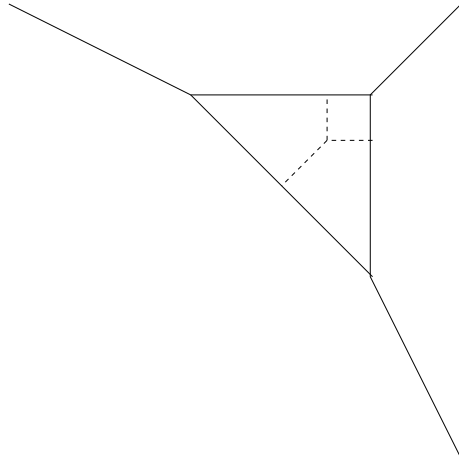


FIG. 15. A massive BPS vector multiplet on the Coulomb branch of the  $E_0$  theory.

reducible as a collection of instanton and W states (one instanton and one W in the figure). Since a bound state of these particles would be at threshold, it is hard to analyze whether it exists or not. The existence of string configurations where the instantons and W bosons are merged (as in figure 14(c)) may be an indication that such bound states indeed exist (for all  $p, q \geq 1$ ). More complicated examples of instanton configurations are presented below.

It should be emphasized that Webs of strings of this sort correspond to various different states in the 5d theories, and not just to the states related to instantons of a non-Abelian gauge theory. In particular, states of this sort exist even in theories like the  $E_0$  theory discussed in [1] (and constructed from 5-branes in [7]), which have no non-Abelian gauge theory interpretation (i.e. no deformation leading from the fixed point to a non-Abelian gauge theory with finite coupling; the low energy theory is still a  $U(1)$  gauge theory).

The only BPS state corresponding to a string Web which seems to exist in this theory is drawn in figure 15, and it has  $n_e = 3/2$ , using the rule (50). There is no global charge  $I$  in this case, and a direct computation confirms that the mass of this state is  $M = \frac{3}{2}\phi$ . The fact that in this case there seems to be no state with  $n_e = 1$  (which could be interpreted as a W boson) is consistent with this theory not being related to any  $SU(2)$  gauge theory.

### C. BPS States for the Theories on a Circle

In M theory descriptions of 4d  $N = 2$  gauge theories [11], the brane configuration is described by a 5M-brane wrapped around some Riemann surface, and the BPS states are given by membranes ending on 1-cycles inside the 5M-brane. As discussed in [38,31], these membranes are stretched along curves which are holomorphic in a complex structure orthogonal to the one in which the 5M-brane curves are holomorphic. Physically, the condition of an orthogonal complex structure assures that a membrane will end orthogonally on the 5-brane, as expected of a minimal surface. When compactified on a circle, as described in section II, our theories are also described by wrapped 5M-branes, and the description of BPS states will be similar. The only difference is that in our case the surface on which the 5M-brane is stretched is embedded in  $\mathbb{R}^2 \times \mathbf{T}^2$  instead of  $\mathbb{R}^3 \times S^1$ . As conjectured by Henningson and Yi [38], and proven by Mikhailov [31], membranes with the topology of a disc will give rise to hypermultiplet states while membranes with more boundaries can give rise to either hypermultiplets or vector multiplets [31]. It seems that states with the topology of a cylinder always give rise to vector multiplets. Since the derivation of the condition for a state to be BPS saturated is the same here as in [38,31], we will not repeat it.

There is a simple relation between the local and global charges of a BPS state, appearing in the central charge formula, and the topology of the 1-cycle which the membrane ends on. The 5M-brane is given by a two dimensional surface  $S$  inside an ambient four dimensional space  $M \simeq \mathbb{R}^2 \times \mathbf{T}^2$ . A BPS state is characterized by its boundary 1-cycle  $c$ . This has to be non-trivial in  $H_1(S)$ , otherwise it would shrink, but it must be trivial in  $H_1(M)$  by definition, since it is a boundary for the membrane. These cycles are boundaries for the relative Homology  $H_2(M/S)$  of membranes in  $M$  with boundaries in  $S$ . So, we require

$$c \neq 0 \text{ in } H_1(S) \quad c = 0 \text{ in } H_1(M). \quad (51)$$

The genus of  $S$  is the number of internal faces in the Web, which is equal to the dimension  $n_L$  of the Coulomb branch (27). We denote by  $n_X$  the number of external legs, and then

$n_G = n_X - 3$  is the number of global  $U(1)$  charges. The surface  $S$  of genus  $n_L$  has  $n_X$  points removed (corresponding to the branes going out to infinity). The Betti numbers are thus

$$b_1(S) = 2n_L + n_X - 1 \quad b_1(M) = 2. \quad (52)$$

The natural injection  $S \rightarrow M$ , induced to homology, shows us that the non-trivial 1-cycles in  $H_1(S)$  that are trivial in  $H_1(M)$  are a subspace with dimension

$$\dim(\text{BPS state space}) = \dim(H_2(M/S)) = b_1(S) - b_1(M) = 2n_L + n_X - 3 \quad (53)$$

(we assume that not all branes are parallel, and thus the image in  $H_1(M)$  is indeed of dimension 2). This is exactly the dimension of the space of possible charges upon reduction to four dimensions. There are  $n_L$  local gauge charges, each one contributing both an electric and a magnetic charge appearing in the BPS mass formula (the magnetic charges correspond to strings in the 5d theories). And, there are  $n_G = n_X - 3$  additional global  $U(1)$  charges, using (22). Thus, we can identify each charge appearing in the BPS formula with a non-trivial 1-cycle in the 5M-brane, and the charge of a BPS state will be the number of times which the boundary of a membrane winds around this particular cycle. Several examples of this will be given below.

For any combination of the cycles described above, we expect to have BPS states in the theory corresponding to the minimal-area configurations of membranes ending on that combination of cycles. However, these states are not necessarily single particle states, and may describe several particles. Only when we cannot decompose a cycle  $c$  into several cycles  $c_i$  so that the mass of the BPS state ending on  $c$  is the sum of the masses of the BPS states ending on the cycles  $c_i$ , we can be sure that there is indeed a particle-like BPS state corresponding to this cycle. We call such cycles simple cycles, corresponding to the simple BPS states defined in section III A.

We now turn to some examples. Our description of the 5M-brane configuration in section II uses a complex structure in which the holomorphic variables are

$$s = \exp((x + ix_t)/L_t), t = \exp((y + iy_t)/L_t). \quad (54)$$



It will be convenient to describe some of the BPS saturated membrane configurations with the orthogonal complex structure given by

$$\tilde{s} = \exp((x + iy_t)/L_t), \tilde{t} = \exp((y - ix_t)/L_t). \quad (55)$$

Our first examples are in the configuration of the pure  $SU(2)$  gauge theory described in figure 14, which, upon compactification on a circle, is described by the curve (36)

$$As + t + ABst + Ast^2 + ts^2 = 0. \quad (56)$$

First, let us describe the W boson of figure 14(a). It is given by a fundamental string stretched between two D5-branes, which, upon compactification, becomes a membrane wrapped around one of the cycles of the torus, which ends on two circles inside the 5M-brane. In the 5d limit, we expect it to be given by a line with a constant value of  $x$ . A possible configuration of this type is given by  $\tilde{s} = -1$ . Although two complex equations in 4 (real) dimensions intersect in a point in general, the complex equations for the 5-brane and the membrane (with complex structures orthogonal to each other) must be constructed to intersect along a line. It is easy to check that the intersection of this surface with the 5M-brane surface is indeed given, at least for large  $A$  and  $B$  corresponding to a semi-classical region (or to the 5d limit), by two (topological) circles. They are given by the solutions of

$$\exp(y/L_t) = \frac{1}{2A} [AB + 2 \cos(x_t/L_t) \pm \sqrt{(AB + 2 \cos(x_t/L_t))^2 - 4A^2}]. \quad (57)$$

The membrane wrapped around the component of the curve  $\tilde{s} = -1$  which is between these two circles is the BPS saturated state corresponding to the W boson. The sum of these two circles (with opposite orientations) is indeed trivial in  $H_1(M)$ , and corresponds to one of the generators of  $H_2(M/S)$ , which corresponds to a state with  $n_e = 1$  and  $I = 0$ . This state goes into the state of figure 14(a) in the 5d limit. Similarly, a portion of the curve  $\tilde{t} = -1$  describes the instanton configuration of figure 14(b).

As another example we can take the BPS saturated state of figure 15. The 5M-brane configuration, corresponding to the Grid of figure 7(b), may now be chosen to be

$$1 + st^2 + s^2t - 3Ast = 0, \tag{58}$$

and the  $n_e = 3/2$  state is part of the membrane stretched along the curve  $\tilde{s} + \tilde{t} = \tilde{s}\tilde{t}$ . In this case this membrane is the only non-trivial cycle in  $H_2(M/S)$ , so there are no states with a smaller electric charge.

To describe other states, we will need to use different complex structures, as in 4d  $N = 2$  theories [38,31]. For example, let us describe the BPS state corresponding to a 4d monopole, which is a 5d monopole string wrapped around the compactification circle. In the Type IIB string theory, this is a 3-brane stretched along the rectangle of figure 14. In M theory this is identified with a membrane stretched in a similar configuration. The equation for this state is  $\text{Im}(s) = \text{Im}(t) = 0$ , which is holomorphic in a complex structure corresponding to  $s' = x + iy, t' = x_t - iy_t$ .

#### D. Hypermultiplet States and a First Apparent Paradox

In this section we will describe how to see some hypermultiplets in the brane configurations, and this will lead us to an apparent paradox, which will be resolved in the next subsection. The simplest examples of hypermultiplets are quark states, which exist for instance in the  $SU(2)$  gauge theory with one quark ( $N_f = 1$ ). A brane configuration for this theory was described in [7], and it is given in figure 16.

In addition to the global  $U(1)$  associated with the instanton number, this theory has an additional  $U(1)$  global flavor symmetry. The BPS formula in this case is

$$M = |Z| = |n_e\phi + I/g_0^2 + Q_f m|, \tag{59}$$

where  $Q_f$  is the flavor charge and  $m$  is the bare mass of the quark. The standard gauge theory states in this case (which should exist at least for weak coupling and low mass, i.e. in the configuration described by figure 16(a)) are the W bosons and the two quark states. The W bosons have  $n_e = 1$  and  $I = Q_f = 0$  as usual, so their mass is  $M_W = |\phi|$ , which is the distance between the two D5-branes. This is a standard vector multiplet state, similar

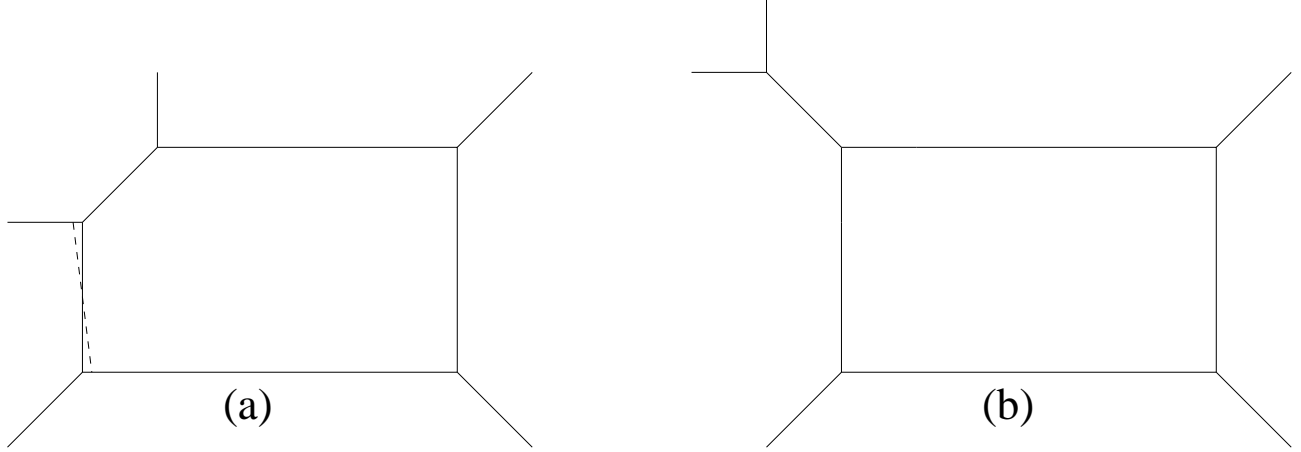


FIG. 16. The  $SU(2)$  gauge theory with  $N_f = 1$ . Figure (a) describes the theory for low values of the mass ( $|m| < \phi/2$ ), while figure (b) describes the theory for large values of the mass.

to the ones described in the previous subsection. The quark states, on the other hand, are hypermultiplets which have  $Q_f = 1, I = 0$  and  $n_e = \pm 1/2$ , so their mass should be  $M_Q = |m \pm \phi/2|$ .

Before we identify these states, let us relate the parameters of the brane configuration and the gauge theory in this case. The mass of the W boson determines the distance between the D5-branes to be  $\phi$ . The other parameters may be determined from the tension of the monopole, which for  $|m| < |\phi/2|$  is given by [1,5]

$$T_M = \phi/g_0^2 + 7\phi^2/8 - m^2/2. \quad (60)$$

This follows from the general formula (1), which gives in this case

$$\mathcal{F} = \phi^2/2g_0^2 + |\phi|^3/3 - |m + \phi/2|^3/6 - |m - \phi/2|^3/6. \quad (61)$$

This determines the length of the bottom D5-brane in figure 16 to be  $1/g_0^2 + \phi - m/2$ , while that of the top D5-brane is  $1/g_0^2 + \phi/2 + m/2$ .

It is natural to identify the quark states with strings going from the “color” D5-branes to the “flavor” D5-brane. For one of the quark states, the corresponding string is drawn in figure 16(a), and it has exactly the correct mass given by the BPS formula, namely  $M_Q = m + \phi/2$ . When we compactify the theory on a circle, this state becomes a membrane

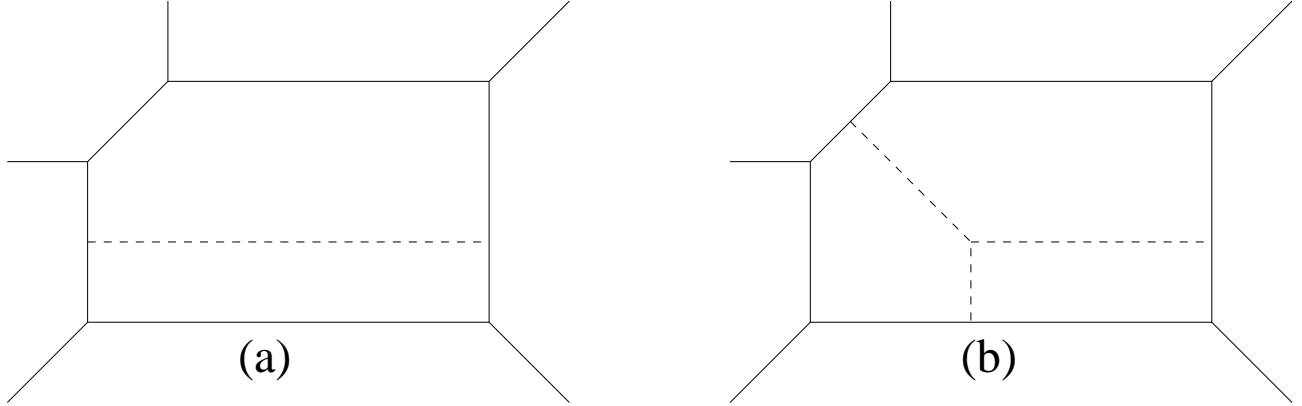


FIG. 17. Two instanton-like states in the  $SU(2)$  gauge theory with  $N_f = 1$ . Figure (a) describes the  $n_e = 1$  state while figure (b) describes the  $n_e = \frac{3}{2}$  state.

which is topologically a disc, as described in the next subsection. Thus, it corresponds to a hypermultiplet [31].

However, the identification of the second quark state is confusing. Its mass is exactly the vertical distance between the top D5-brane and the external D5-brane in figure 16(a), but it is not clear which string configuration gives rise to this state. A  $(1, -1)$  string stretched along the  $(1, 1)$  5-brane seems to have nothing to end on, and also would give a state of twice the desired mass (a factor of  $\sqrt{2}$  comes from the distance along the diagonal, and another factor of  $\sqrt{2}$  comes from the tension of the  $(1, -1)$  string). None of the configurations we have described so far gives this state, so we have an apparent paradox. We will return to this question, and resolve the paradox, in the next subsection.

### 1. Instantons and a Jump in the spectrum

Before resolving the paradox, let us describe the instanton states in this theory. The simplest state is given in figure 17(a), and its mass is  $M = 1/g_0^2 + \phi - m/2$ . From this we deduce that this state has  $I = 1$ , as expected, and  $n_e = 1$ , which is consistent with the two boundaries of the string in this case (50). The instanton state also has a flavor charge  $Q_f = -1/2$ . Presumably, this arises from quark zero modes in the instanton background. Note that a state of this form exists both for  $m < \phi/2$  (figure 16(a)) and for  $m > \phi/2$  (figure

16(b)).

Another instanton state is drawn in figure 17(b). As drawn, this state exists only for  $m < \phi/2$ , and not for  $m > \phi/2$ . How can we understand this jump in the spectrum ? We will show that this BPS state disappears exactly when a quark becomes massless, allowing it to decay into other BPS states, which do not disappear at this singularity in moduli space. First, the quantum numbers of this state may easily be computed from the tensions and lengths of the corresponding strings, and we find  $I = 1, n_e = 3/2$  (as expected from equation (50) since the string has 3 boundaries) and  $Q_f = 1/2$ . These quantum numbers are the same as those of the instanton described in the previous paragraph ( $I = 1, n_e = 1, Q_f = -1/2$ ), plus those of a W boson ( $I = 0, n_e = 1, Q_f = 0$ ), plus those of one of the quark states ( $I = 0, n_e = -1/2, Q_f = 1$ ). For  $m < \phi/2$ , the sum of the masses of these three states is larger than the mass of the instanton in figure 17(b), since the mass of the quark is  $M_Q = |m - \phi/2|$ . However, for  $m > \phi/2$ , the masses are the same, so this instanton can decay into these 3 states (or to bound states of these, if they exist). The figures seem to suggest that this decay indeed occurs, since we do not see this state for  $m > \phi/2$ , but it is possible that the instanton state still exists as a bound state at threshold even beyond this transition point. Note that the transition point is exactly at  $m = \phi/2$ , where one of the quarks becomes massless. However, there seems to be no analog of the “marginal stability curves” of [30] in this case.

As we change  $\phi$  such that  $\phi/2 - m$  changes sign, a diagonal edge in the Web changes direction (figure 16). This is the edge that corresponds to the quark that has its mass change sign in this process. Viewing this process in the Grid diagram we see that a diagonal line inside a square “flops” – changes to the other diagonal. This transition looks like a flop transition in Calabi-Yau spaces.

### E. Strips and Instantons in $(p, q)$ 5-branes

Let us now return to the problem of the “missing” quark state. Naively, the appropriate state should be a  $(1, -1)$  string inside the  $(1, 1)$  5-brane. However, as discussed above, this has two problems. First, this string has nothing to end on. Second, it has twice the required tension (for  $\tau = i$ ). Since it does, however, seem natural that the state should be stretched along the  $(1, 1)$  5-brane, let us ask what string states exist inside the  $(1, 1)$  5-brane. The obvious stringy state there is the instanton of the  $5 + 1$  dimensional gauge theory. At first, since the (small) instanton in a D5-brane is identified with a D-string, we might think that the instanton in a  $(p, q)$  5-brane is just a  $(q, -p)$  string. However, in general this string does not have the correct tension to be the instanton of the 6d gauge theory, and for general values of  $\tau$  it breaks all of the supersymmetry and not just half of it, so this identification is not correct.

Let us first look at the gauge theory of a D5-brane. Some of the terms in the low-energy theory of a D5-brane are (up to constants)

$$\mathcal{L} \sim \frac{T_s}{\lambda} F \wedge *F + \chi F \wedge F \wedge F + B_{RR} \wedge F \wedge F, \quad (62)$$

where  $F$  is the two-form field strength of the D5-brane,  $B_{RR}$  is the RR 2-form, and  $\lambda$  and  $\chi$  were defined in (8). From (62) we can read off the tension of the instanton, which is  $T_s/\lambda$ . For  $\chi = 0$  the tension of the instanton is the same as the tension of a D-string, which also carries the correct charge due to the last term in (62), so we can identify the two strings. In general, however, the tension of the D-string is  $T_{D1} = |\tau|T_s$ , so it is not the same as the instanton tension (the general formula for the tension of a  $(p, q)$  string is  $T_{p,q} = |p + q\tau|T_s$ ). To find the instanton tension for the  $(1, 1)$  5-brane, we perform the  $SL(2, \mathbf{Z})$  transformations which act on  $\tau = \chi/2\pi + i/\lambda$  as  $\tau \rightarrow -1/\tau$  and then  $\tau \rightarrow \tau + 1$ . We find that the gauge coupling of a  $(1, 1)$  5-brane is given by

$$\frac{1}{g_{1,1}^2} = \frac{T_s}{\lambda \sqrt{(\chi/2\pi + 1)^2 + 1/\lambda^2}}, \quad (63)$$




FIG. 18. 5-branes, “strips” and strings in the plane of the M theory torus. The dashed lines correspond to a  $(1, 1)$  5-brane (drawn with its images), the solid diagonal line corresponds to an instanton “strip” inside it and the dotted line corresponds to a  $(1, -1)$  string.

while the tension of a  $(1, -1)$  string is

$$T_{1,-1} = T_s \sqrt{(1 - \chi/2\pi)^2 + 1/\lambda^2}, \quad (64)$$

so it is clear that the two objects are not the same. For general  $(p, q)$  5-branes, and also for the D5-branes at generic values of the axion, the instanton in the 5-brane gauge theory is not related to any string in spacetime. In particular, for  $\tau = i$ , the instanton in a  $(1, 1)$  5-brane has half of the tension of a  $(1, -1)$  string, thus resolving one of the two problems mentioned above.

In general, the tension of an instanton inside a  $(p, q)$  5-brane is

$$T_{p,q}^{instanton} = \frac{\text{Im}(\tau)}{|p + \tau q|} T_s. \quad (65)$$

So, for  $\tau = i$ , the tension of a  $(q, -p)$  string is

$$T_{p,q}^{string} = |q - \tau p| T_s = T_s \sqrt{p^2 + q^2}, \quad (66)$$

while the tension of an instanton inside a  $(p, q)$  5-brane is

$$T_{p,q}^{instanton} = \frac{T_s}{\sqrt{p^2 + q^2}}. \quad (67)$$

It is easy to see all this in the M theory picture, which we get by compactifying these theories on a circle as described in section II. Drawing the torus for  $\tau = i$  as a square Grid, a  $(1, 1)$  5-brane looks (in the plane of the M theory torus) like the dashed diagonal lines in figure 18, while the  $(1, -1)$  string is a membrane stretched along the  $(1, -1)$  cycle of the torus, corresponding to the dotted line in figure 18. The instanton, on the other hand, corresponds to a membrane stretched along an interval between two adjacent images of the 5-brane, drawn as the solid diagonal line in figure 18. The other dimension of the membrane is unwrapped, and it forms a string inside the 5-brane. Since this membrane is stretched over an internal interval, we call it a “strip”.

From figure 18 it is clear that the instanton string has half the tension of a  $(1, -1)$  string, and that two instantons can form a  $(1, -1)$  string by joining together, and then they can leave the 5-brane. For a general value of  $\tau$  this process does not happen. Let us determine the general condition for strips to join and form a string. First, let us assume that the strip is an instanton inside a D5-brane. Its tension is  $T_{1,0}^{instanton} = Im(\tau)T_s$ . Then, it turns out that such a process is possible if and only if  $Re(\tau)$  is rational. Denote

$$Re(\tau) = a/b, \quad a, b \in \mathbb{Z} \text{ relatively prime.} \quad (68)$$

Then,  $Re(-a + \tau b) = 0$ , and  $b$  strips can join to form a  $(-a, b)$  string<sup>10</sup> whose tension is  $T_{-a,b}^{string} = bIm(\tau)T_s$ . For a general  $(p, q)$  5-brane we can perform an  $SL(2, \mathbb{Z})$  rotation transforming the 5-brane into a D5-brane, and use the previous analysis. Explicitly, denote by  $(e, f)$  a lattice vector that forms a basis together with  $(p, q)$ , that is  $pf - eq = 1$ . In this basis the new modular parameter is given by  $\tau' = (e + \tau f)/(p + \tau q)$ . The condition for the process to be possible is now that  $Re(\tau') = a/b$  is rational. If this is the case,  $b$  strips inside the  $(p, q)$  5-brane can join to create a  $[b(e, f) - a(p, q)]$  string. This effect is somewhat

---

<sup>10</sup>For  $b = 1$  this process is familiar. For  $a = 0$  it is the usual process of a small instanton leaving a D5-brane as a string, while for other values of  $a$  it is its image under the  $\tau \rightarrow \tau + a$  transformation in  $SL(2, \mathbb{Z})$ .



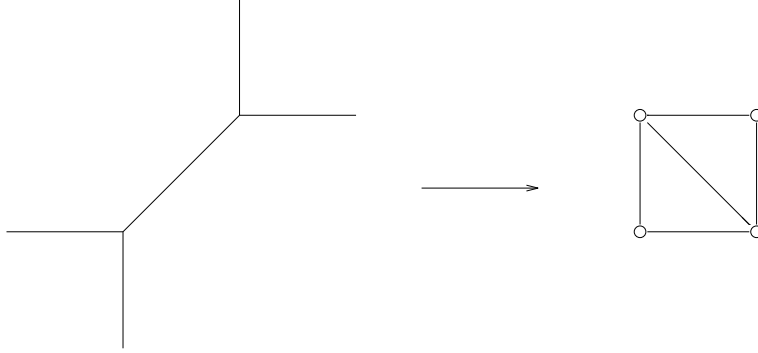


FIG. 19. The local region near a local  $(1, 1)$  5-brane and its Grid diagram.

similar to what happens in the brane construction of 4d  $N = 1$  SYM [14], where, in an  $SU(n)$  gauge theory,  $n$  MQCD strings can combine into a Type IIA string, which can then leave to the bulk. However, since in our case a rational condition is involved, the physical significance of this process is unclear.

Let us now go back to the problem of the missing quark. It is now clear that an instanton stretched along the  $(1, 1)$  5-brane in figure 17 has the right mass to be the quark state, but we still need to show that this instanton can end on the vertices which bound this 5-brane. We will show that this is possible when the configuration is wrapped on a circle, so that locally the  $(1, 1)$  5-brane and instanton look like figure 18 and the 5-brane configuration is described by a polynomial curve. Taking the 5d limit we will find the configuration described above. We will give two arguments for the existence of a configuration in which the instanton ends on the vertices bounding the 5-brane – a topological argument and an explicit construction of the configuration. For both we will analyze just the local region of the brane configuration corresponding to the  $(1, 1)$  5-brane and the branes it ends on – clearly the configuration is not expected to change significantly due to the existence of other 5-branes far away. This local region and the corresponding Grid diagram are drawn in figure 19.

First, a topological argument, which is a special case of the general topological arguments described in the previous subsection. Topologically, the relevant region of the 5-brane surface in this case is a sphere with 4 holes corresponding to the outgoing 5-branes, embedded in  $\mathbb{R}^2 \times \mathbf{T}^2$ . There are, therefore, 3 topologically non-trivial one-cycles in the 5-brane. Two

(combinations) of these may be identified with the topologically non-trivial cycles in the  $\mathbf{T}^2$ , leaving one topologically non-trivial cycle which a membrane can end on. By the arguments of the previous subsection, there will be a BPS state ending on this cycle. In the particular case we are interested in, for which the two pairs of branes emanating from the configuration are parallel, we can explicitly describe this BPS state and see that it is indeed localized on the  $(1, 1)$  5-brane. In this case the non-trivial 1-cycle is just a cycle going around two of the parallel external branes, say the two D5-branes (a cycle going around the two NS 5-branes is topologically equivalent to this). This is a finite circle going (more or less) around the  $(1, 1)$  5-brane, and there will be a membrane configuration ending on it. Moreover, since the boundary is topologically a circle, this membrane will have the topology of a disc, so we are assured that this state will be a hypermultiplet as expected for the quark state [31].

Now, an explicit construction. The curve describing the 5-brane in the configuration of figure 19, derived by the methods described in section II, is  $1 + s + t + Ast = 0$  (with  $|A| < 1$ ; the length of the  $(1, 1)$  5-brane in the 5d limit is proportional to  $-\log(|A|)$ ). A  $(1, -1)$  string parallel to the 5-brane is given by a membrane stretched on the curve  $\tilde{s} = \tilde{t}$ . This intersects the 5M-brane along a closed one-cycle which goes along the  $(1, 1)$  5-brane segment, which is a member of the non-trivial topological class discussed above. Part of the membrane is enclosed by this cycle, and can be taken to be our BPS configuration (it is BPS according to the general arguments described above). It is easy to see that in the 5d limit, this state becomes exactly a strip stretched along the finite  $(1, 1)$  5-brane segment, which has exactly the correct properties to be our “missing” BPS state.

## F. BPS Spectra in Pure $SU(2)$ Gauge Theories and Another Apparent Paradox

In this subsection we will describe the most general brane configuration corresponding to a pure  $SU(2)$  gauge theory, and analyze its BPS spectrum. The analysis of theories giving pure  $SU(2)$  gauge theories was performed in section II E, resulting in Grid diagrams having external vertices at the points  $(0, 0)$ ,  $(1, m - 1)$ ,  $(2, 2m + n)$  and  $(1, m + 1)$  (up to

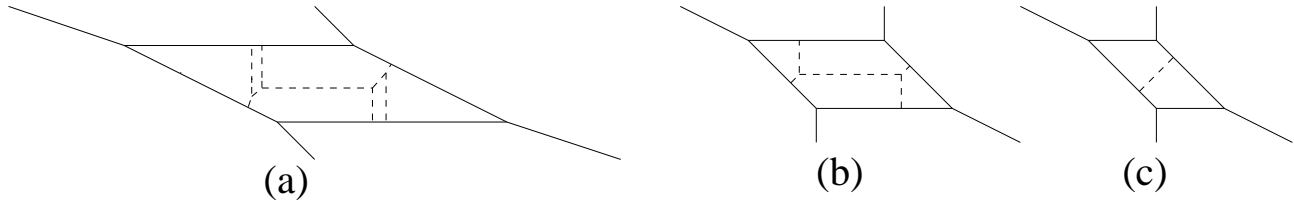


FIG. 20. Some string Webs corresponding to instanton states in  $n = 0$  models.

global shifts), where  $m$  can be any integer, and  $n = -1, 0, 1$  (as discussed in section II E, the theories with  $n = \pm 2$  do not seem to arise as purely five dimensional theories, unlike the theories discussed here, which may be reached by perturbing the 5d SCFTs corresponding to their infinite coupling fixed point). There is an obvious  $n \rightarrow -n$  symmetry, so we will only analyze here the cases of  $n = 0, 1$ . As argued in section II E, the theories with different values of  $m$  (and the same value of  $n$ ) are expected to be the same at low energies, since there is a residual  $SL(2, \mathbf{Z})$  symmetry relating them. However, we will see that the instanton states have a different description in terms of strings for different values of  $m$ .

The theories with different values of  $n$  behave rather differently, so we will analyze each case separately. The  $n = 0$  series is characterized by having two parallel finite  $(-m, 1)$  branes, in addition to the two parallel finite D-branes  $((1, 0)$  branes). An example of this is the configuration of figure 14, corresponding to  $m = 0$ . In all these cases, a continuation of the theory past infinite coupling (as discussed in section IV) leads again to an  $SU(2)$  theory, arising from the  $(-m, 1)$  branes.

The spectrum of instantons that correspond to string Webs in these theories depends on the relation between  $1/g_0^2$  and  $\phi$ . For weak coupling (namely,  $1/g_0^2 \gg \phi$ ), the instanton configuration with the lowest electric charge in these theories which can be constructed as a string Web is a generalization of the instanton of figure 14(b), depicted in figure 20(a) for  $m = -2$  and in figure 20(b) for  $m = -1$ . Configurations of this type have  $I = 1$  and  $n_e = |m| + 1$ . States with larger values of  $n_e$  may always be constructed by combining these states with W bosons. For smaller  $1/g_0^2$  (or larger values of  $\phi$ ), string Webs giving instanton configurations with smaller values of  $n_e$  also exist, such as the one depicted in figure 20(c) for  $m = -1$ .

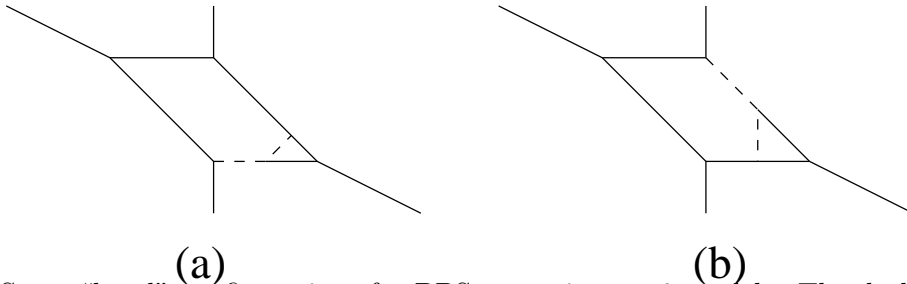


FIG. 21. Some “bend” configurations for BPS states in  $n = 0$  models. The dashed lines here correspond both to strings when they are outside the 5-branes (a  $(1, 1)$  string in figure (a) or a fundamental string in figure (b)), and to strings embedded (as instantons) inside 5-branes (an instanton in the D5-brane in figure (a) and in the  $(1, 1)$  5-brane in figure (b)).

This last configuration has charges  $I = n_e = 1$  and a mass  $M = 1/g_0^2 + \phi$ , but as drawn it exists only for  $\phi > 1/g_0^2$ . Similarly, for any value of  $m$ , string Web configurations with  $I = 1$  and  $n_e = k < |m| + 1$  exist only for  $1/g_0^2 < \phi(|m| - 1 + 1/(|m| - k + 1))$ . One possible interpretation of this would be that at this ratio of  $1/g_0^2$  and  $\phi$ , these states decay into other BPS states which they can be viewed as bound states at threshold of, as described in section III D. However, we argued above that the theories for different values of  $m$  should be equivalent, and in any case no states of appropriate charge seem to exist, even if we include “strip” states of the form described above, so we run again into a paradox.

To resolve this paradox, we would like to argue that instead of decaying, the state for  $\phi < 1/g_0^2$  still exists, but it now looks like figure 21(a). We claim that such a configuration exists for all  $\phi$  and  $1/g_0^2$ , and is part of the moduli space of the instanton configurations. When  $\phi < 1/g_0^2$ , “bend” configurations of this type are the only possible configurations for the instanton state. The configuration of figure 21(a) looks strange, since it has a string inside a 5-brane ending and turning into a string outside the 5-brane. However, there is no contradiction in this. The end-point of the string will look like a point-like charge inside the 5-brane, and all the charges, when including both “internal” 5-brane contributions and bulk contributions, are conserved in such configurations.

To prove the existence of a “bend” configuration of this sort we will first show that locally a D-string inside a D5-brane can turn into a  $(1, 1)$  string outside the 5-brane, as in figure

21(a). A single D5-brane may be described by the equation  $t = 1$  (in the usual coordinate defined above). We can now define a string Web of a  $(1, 1)$  string and a  $(-1, 1)$  string going into two overlapping  $(0, 1)$  strings by the equation  $\tilde{t}^2 + 2\tilde{t} + 1 - \tilde{s}\tilde{t} = 0$ . The D5-brane intersects this string Web on a line, which separates it into two regions, and each such region separately is a BPS separated configuration which is exactly like the one we want. Namely, it describes a single D-string (or instanton string) inside the D5-brane, which smoothly leaves the D5-brane as a  $(1, 1)$  (or  $(-1, 1)$ ) string. Using this sort of vertex, the rest of the configuration in figure 21(a) involves things we have already seen, and we claim that these configurations indeed exist and give rise to BPS states (explicit configurations for these states may be constructed as above).

A similar “bend” configuration, giving part of the moduli space of W-boson configurations, is described in figure 21(b). Again, we can simply describe the non-trivial local vertex in this configuration, where an instanton inside the  $(1, 1)$  5-brane leaves it as a fundamental string. The  $(1, 1)$  5-brane may be described by the equation  $s - t = 0$ . We can now put in a string Web corresponding to a fundamental string and a D-string turning into a  $(1, 1)$  string, described by the equation  $\tilde{s} + \tilde{t} + 1 = 0$ . Again, the 5-brane separates the string Web into two parts, and one of these looks exactly like the vertex of figure 21(b). Note that bends satisfy the no-parallel-force condition.

We conclude that for all  $n = 0$  models (independently of  $m$ ) there are two basic BPS saturated states, the W boson with  $n_e = 1$  and  $I = 0$ , and the instanton with  $n_e = 1$  and  $I = 1$ . All other states in these models may be viewed as bound states of these two states, and we do not know if bound states at threshold exist in this case or not.

As discussed in section IIE, the theories with  $n = 1$  are expected to be different, and to correspond to deformations of the  $\tilde{E}_1$  fixed point. We will verify here that these theories indeed have a different spectrum of BPS saturated states, which we interpret as arising from a different discrete theta angle in  $\pi_4(SU(2)) = \mathbf{Z}_2$ . A particular realization of these theories is drawn in figure 22. Obviously, there is still the usual W boson state with  $n_e = 1$  and  $I = 0$ . Looking just at the bottom part of the diagram, we see that it gives rise to a

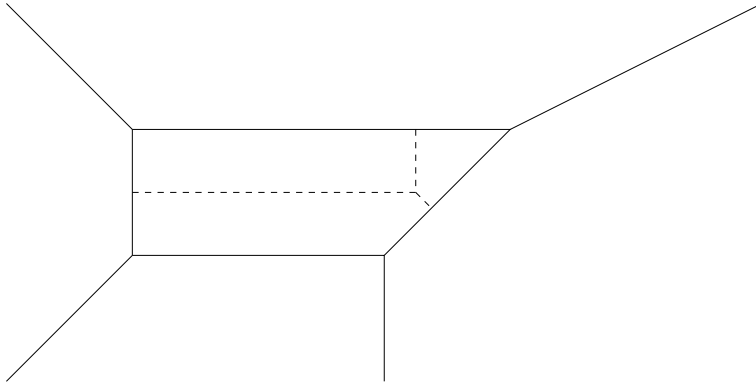


FIG. 22. A particular realization of  $n = 1$  theories, which are deformations of the  $\tilde{E}_1$  fixed point.

hypermultiplet since (up to a 90 degree rotation) it is isomorphic to a configuration giving rise to a quark state (as described in section III D). In this case this state arises from a D-string inside the D5-brane. It is easy to check that the mass of this state is  $1/g_0^2 + \phi/2$ , so it has  $n_e = 1/2$  and  $I = 1$ . All other states, including the string Web state drawn in figure 22, may be viewed as bound states of these two basic states. In this case we find that all states obey  $n_e + \frac{1}{2}I \in \mathbb{Z}$ , in contrast to the  $n = 0$  case where all states obey  $n_e \in \mathbb{Z}$ , so the spectra of the instanton states in the two theories are completely different. Presumably, this quantization can be related to the different theta angle in the two theories.

### G. Comparison with Other Constructions

The theories we analyzed in the previous section were constructed from string theory (or M theory) in different ways in [1–3,5]. We can compare the BPS spectrum that we found above with the spectrum arising from these other constructions, to verify that we are indeed constructing here the same low-energy fixed points (despite the different high-energy regularization used in the construction). Such computations were performed, for instance, in [39,21].

The simplest comparison, which is the only one we will attempt here, is with the construction of these theories as low-energy limits of M theory compactified on Calabi-Yau manifolds, where a Del-Pezzo submanifold shrinks to zero size. In this construction, particle-like BPS

states arise from membranes wrapped around supersymmetric 2-cycles in the Del-Pezzo manifold, while BPS saturated strings arise from 5M-branes wrapped around the whole Del-Pezzo manifold.

For the  $E_1$  theory and its deformations, the shrinking Del-Pezzo surface is isomorphic to a product of two  $\mathbf{CP}^1$ 's. BPS states can arise from membranes wrapped around each of these  $\mathbf{CP}^1$ 's, which we identify with the W boson and instanton state described above. Obviously, also in this construction both states are vector multiplets. Since the BPS saturated string in this case arises from a 5-brane wrapped around both  $\mathbf{CP}^1$ 's, its tension should be the product of the masses of the W boson and the instanton, and this is indeed the case for the states we found. Thus, the BPS saturated spectra are the same in both cases (up to the possibility of having different marginally bound states).

For the  $\tilde{E}_1$  theory, the Del-Pezzo space is a  $\mathbf{CP}^2$  blown up at one point. We recognize the blowup parameter in our theory with the deformation parameter corresponding to the flow from the  $\tilde{E}_1$  to the  $E_0$  theory, described in [7] (and in section IV below). After this deformation, the W boson state disappears, and only the instanton-like state of figure 22 remains, which originally has  $n_e = 3/2$  and  $I = 1$ . Presumably, this state arises from a membrane wrapped around the 2-cycle of  $\mathbf{CP}^2$ . The deformation to the  $E_0$  theory occurs exactly when the length of the bottom D5-brane in figure 22 goes to zero, so we can recognize the hypermultiplet state described above (with  $n_e = 1/2$  and  $I = 1$ ) as arising from a membrane wrapped around the blown-up 2-cycle. The W boson state may then be identified as a bound state of the  $E_0$  state with a membrane wrapped around the blown-up 2-cycle in an opposite orientation. Note that we expect membranes wrapped around blown-up 2-cycles to give rise to hypermultiplets, since the same blowing-up procedure is used to add quark flavors in the geometrical construction. Thus, also in this case we find an agreement between the different constructions.

## H. Enhanced Global Symmetries at the Strong Coupling Fixed Points

The strong coupling fixed points of  $SU(2)$  gauge theories with  $N_f$  flavors are believed to have enhanced  $E_{N_f+1}$  global symmetries at their strong coupling fixed points (except for the  $N_f = 0$  case, where two theories exist, one with an  $E_1 = SU(2)$  enhanced global symmetry, and the  $\tilde{E}_1$  theory without an enhanced global symmetry). In our brane constructions of these theories, we cannot explicitly see these enhanced global symmetries [7]. In fact, we cannot even see the usual flavor symmetries when we have quarks coming from semi-infinite D5-branes emanating in different directions. However, when there is an enhanced global symmetry, the BPS states must fall into multiplets of this symmetry, so we can check its existence using our analysis of the BPS spectrum. We will do this here for some simple examples.

First, let us take the  $E_1$  theory. As discussed above, there are two basic BPS states, which are both vector multiplets – the W boson with  $n_e = 1$  and  $I = 0$ , and the instanton with  $n_e = 1$  and  $I = 1$ . For finite  $1/g_0^2$ , there is a  $U(1)$  global symmetry associated with the instanton number, and the masses of these two states are different. However, when  $1/g_0^2 = 0$ , these two states are degenerate, and form a doublet of the enhanced  $SU(2)$  at this point. Note that this implies that the charge under the Cartan subgroup of this  $SU(2)$  is really  $I - n_e/2$  and not  $I$  as one might have naively expected. At this value of  $1/g_0^2$  and for any value of  $\phi$ , the  $SU(2)$  global symmetry is unbroken. All the states may be viewed as bound states of the basic doublet states, and they fall into the appropriate  $SU(2)$  representations. When we turn on  $1/g_0^2$ , the  $SU(2)$  symmetry is broken to  $U(1)$ , and there is a mass splitting proportional to  $1/g_0^2$  between the states of each multiplet.

As another example, let us look at the  $N_f = 1$  theory depicted in figure 16. For arbitrary values of the couplings there is a  $U(1) \times U(1)$  global symmetry, which should be enhanced to  $E_2 = SU(2) \times U(1)$  at the strong coupling fixed point corresponding to  $1/g_0^2 = m = 0$ . There are two basic vector multiplet states with  $n_e = 1$ : the W boson with  $n_e = 1, I = 0$  and  $Q_f = 0$  and the instanton with  $n_e = 1, I = 1$  and  $Q_f = -\frac{1}{2}$  (using the conventions of section



IIID). We claim that these fall into a doublet of the  $SU(2)$  enhanced global symmetry, and are neutral under the remaining  $U(1)$ . We can identify the Cartan generator of this  $SU(2)$  with  $7I/8 - n_e/2 - Q_f/4$  and the  $U(1)$  generator (up to normalization) with  $Q_f + I/2$ . Some of the low-lying hypermultiplet states of these theories were discussed in section IIID; we will analyze here all the states which have  $n_e = 1/2$  (obviously, states in the same multiplet of the global symmetry have the same value of  $n_e$ ). There is a quark state corresponding to an instanton in the NS 5-brane on the left side, which has  $n_e = 1/2, I = 0$  and  $Q_f = 1$ . The other quark state arises from a strip as described above, and has  $n_e = 1/2, I = 0$  and  $Q_f = -1$ . There is also another hypermultiplet state similar to the first quark state, arising from an instanton in the top D5-brane – this state has (by computing its mass)  $n_e = 1/2, I = 1$  and  $Q_f = 1/2$ . The first and third state form a doublet of  $SU(2)$  with  $U(1)$  charge (+1), while the second state is a singlet with  $U(1)$  charge (-1). The  $n_e = 3/2$  state depicted in figure 17(b) is also a singlet of the  $SU(2)$ , with  $U(1)$  charge (+1).

### I. Singularities of the Curves

As in 4d  $N = 2$  theories [30,34], we can associate singularities of the curves with massless charged BPS states. In this section we will give some examples explaining how this works for our theories.

As the first example let us take the  $E_0$  theory, whose brane configuration and Grid diagram were given in figure 7(b). The curve read from the Grid diagram may be written as

$$F(s, t) = 1 + st^2 + s^2t - 3Ast = 0. \tag{69}$$

The curve has a  $\mathbb{Z}_3$  symmetry acting as  $s \rightarrow \omega s, t \rightarrow \omega t, A \rightarrow \omega A$ , with  $\omega$  a cubic root of unity. Presumably, this is related to the  $\mathbb{Z}_3$  symmetry observed in the geometrical construction of this theory in [2]. There are three singularities for this curve (solutions of  $F = \partial F/\partial s = \partial F/\partial t = 0$ ), which are located at  $A = \omega^i, i = 0, 1, 2$ .

In the 5d limit  $L_4 \rightarrow \infty$ , and since  $A \sim \exp(\phi L_4/2)$ , we see that in the  $\phi$  plane all three singularities coincide. The BPS vector multiplet depicted in figure 15 has mass  $3/2\phi$  while the BPS monopole tension is  $9/8\phi^2$ . This is calculated from the simple geometry of the brane configuration. Both of these states are massless if and only if  $\phi = 0$ . When we compactify the theory, this singularity splits into 3 singularities (as noted in [4]), at each of which a different BPS saturated state is massless. After compactification, the central charge for particles is given by a combination of the particle charge  $n_e$  and the magnetic charge  $n_m$  (associated with monopoles wrapped around the circle). At each of these singularities, a state with some values of  $n_e$  and  $n_m$ , which may be viewed as a bound state of the two 5d states, becomes massless.

Next, let us look at the pure  $SU(2)$  gauge theory with the curve given by (36). The singularities of this curve occur when  $2A \pm 2 \pm AB = 0$ . According to (37), for finite  $1/g_0^2$ ,  $A \rightarrow \infty$  in the 5d limit, and we find singularities at  $B = \pm 2$ , which we identify with the point  $\phi = 0$  where the W boson and the monopole (as well as the instanton) are massless. For generic compactification radii, there are 4 separate singularities. In the 4d limit, two of these singularities go off to infinity, and the other two become the massless monopole and massless dyon singularities of the 4d  $N = 2$  pure  $SU(2)$  gauge theory [30]. In other examples we can similarly reproduce the known singularity structure (described in [4]).

#### IV. FLOWS IN PARAMETER SPACE BEYOND INFINITE COUPLING

In this section we use the methods developed in section II to study some flows in parameter space of the five dimensional theories. As described in section II, a brane configuration describing a SQCD theory with  $N_f$  flavors has  $N_f + 1$  real parameters (associated with the global symmetry whose rank is  $N_f + 1$ ). These may be identified with the gauge coupling parameter  $m_0 = 1/g_0^2$  and the  $N_f$  masses of the quarks. In gauge theories, obviously  $m_0$  is always positive. However, in the brane configurations all the parameters are just transverse positions of branes, which may take any (real) value. Thus, we can ask what happens

when we deform the brane configuration so that  $m_0$  becomes negative. More generally, in a brane configuration corresponding to a product of several groups, each one will have a gauge coupling parameter associated with it, and the region of parameter space where these are all positive is only a subset of the parameter space. These “continuations past infinite coupling” in five dimensions were first described in [7], and we elaborate on them in this section using the methods developed above. In three dimensions such continuations were first described in [6], in four dimensions they were used to describe Seiberg duality in [9] and in two dimensions to describe level-rank duality in [40].

Generally, when we take a parameter corresponding to a gauge coupling to zero (taking the gauge coupling to infinity), the theory no longer has an interpretation as a gauge theory. If the other parameters and moduli of the theory are also set to zero, it will usually be at a fixed point of the renormalization group flow, corresponding to some superconformal field theory. There are two possibilities for the behavior of the theory after we continue to flow in parameter space so that  $1/g_0^2$  becomes negative, and we will give several examples of both. One possibility, described in the next subsection, is that the theory after this deformation has an interpretation in terms of a different gauge theory with a positive value of  $1/g_0^2$ . This means that starting from the fixed point at  $1/g_0^2 = 0$ , we can flow to either of the two gauge theories. However, we can also interpolate between the two theories when we are at some point on the Coulomb branch, and then the transition between them is generally smooth, and does not encounter any singularities. This enables us to relate various properties of the two theories, as described in the next subsection. The other possibility is that the theory after the continuation has no gauge theory interpretation, for instance it can be the  $E_0$  theory described above. This possibility will be described in subsection IV B.

### A. Continuation Past Infinite Coupling to Another Gauge Theory

In this section we discuss continuations past infinite coupling which lead to gauge theories. We will give several examples of this phenomenon, and describe the relation between

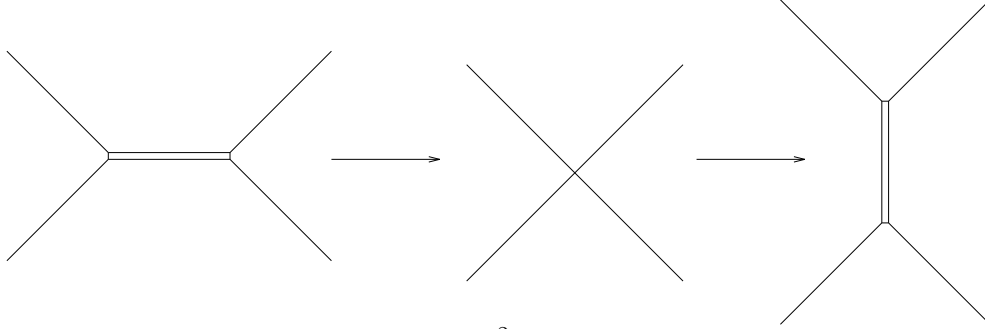


FIG. 23. Changing the parameter  $m_0 = 1/g_0^2$  in a pure  $SU(2)$  gauge theory, from a positive value to zero to a negative value.

the parameters, Higgs moduli and BPS states in the pairs of gauge theories which are related in this way.

In the previous sections, we analyzed non-Abelian five dimensional gauge theories in which the non-Abelian gauge symmetry comes from several parallel D5-branes. Generally, however, parallel 5-branes of any kind give rise to a non-Abelian gauge symmetry (the configurations are all related by the  $SL(2, \mathbf{Z})$  U-duality group). Recall that on the Coulomb branch the Abelian gauge symmetry actually comes from a combination of the Abelian gauge fields on various different 5-branes, and not just from the D5-branes.

When we got a non-Abelian gauge theory in the previous sections, the parameter  $1/g_0^2$  was proportional to the length of the parallel D5-branes at the point in moduli space where they all overlapped. When we go to infinite coupling, the length of the D5-brane segment goes to zero size. If we continue changing the parameters (moving the asymptotic 5-branes), the 5-branes will rearrange themselves in some (generally) different configuration, which in general will no longer have parallel D5-branes. However, in some cases it will still have parallel branes of a different kind, and in these cases we can find a different gauge theory interpretation for the theory after the continuation past infinite coupling.

The simplest example of this phenomenon (mentioned already in [7]) arises in the pure  $SU(2)$  gauge theory with no theta angle (related to the  $E_1$  fixed point). The simplest brane configuration related to this theory was described in figure 2. The theory has two basic BPS states, the W boson with a mass  $m_W = \phi$  and the instanton with a mass  $m_I = 1/g_0^2 + \phi$ . The

only parameter of this theory is  $m_0 = 1/g_0^2$ , which may be changed by moving any one of the asymptotic 5-branes. As described in figure 23, when we take this parameter to zero we get the  $E_1$  fixed point, while if we take this parameter to be negative, we find two parallel NS 5-branes at the origin of the new Coulomb branch. We can interpret these parallel 5-branes as giving rise to a new  $SU(2)$  gauge theory, in which the roles of the W boson and the instanton are interchanged. Thus, equating the masses in the original and in the new theory by  $m_{\tilde{W}} = m_I$  and  $m_{\tilde{I}} = m_W$ , we find that the parameters of the two theories are related by  $1/\tilde{g}_0^2 = -1/g_0^2$  and  $\tilde{\phi} = 1/g_0^2 + \phi$  (this can also easily be seen geometrically). Thus, away from the fixed point there is only one gauge theory interpretation with a positive  $1/g_0^2$ , and the other interpretation has no meaning as a gauge theory. Starting from the fixed point, we can deform in two different ways, which in this case both lead to a pure  $SU(2)$  gauge theory (this is related to the fact that there happens to be an enhanced global symmetry at this point), but generally they will lead to different theories.

If we connect the theories at  $\phi = 0$  (as drawn in figure 23) we pass through a singularity at the fixed point, but we can also connect the two theories at a finite value of  $\phi$ , and then the passage between them is completely smooth. Since the passage is smooth we expect to have the same BPS spectrum in the brane construction on both sides of the transition. Thus, we find that the BPS spectrum of the  $SU(2)$  gauge theory is invariant under the exchange of W bosons and instantons. In fact, for this particular case this follows from the enhanced global symmetry of the  $E_1$  fixed point, as described in section III H. However, in general we will be able to relate in this way the BPS spectra of different theories which have no a priori relation. Note that if there are transitions in the BPS spectrum when we change the parameters, as suggested in section III D 1, we may not be able to relate in this way the spectra of the two theories at weak coupling, but only at very strong coupling, when  $1/g_0^2$  is much smaller than any other mass scale (such as  $\phi$ ).

There are many other cases in SQCD theories where a continuation past infinite coupling leads to a different gauge theory. A particularly simple case is described in figure 24. This configuration is slightly problematic, since (as in  $SU(N_c)$  theories with  $N_f = 2N_c$  which

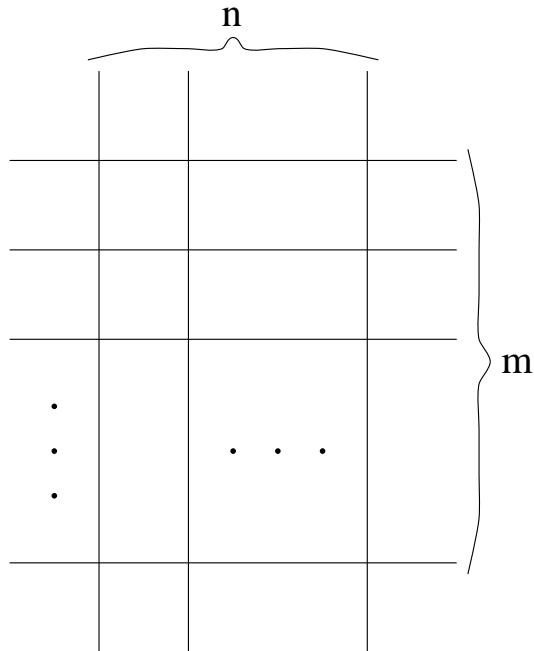


FIG. 24. A Web of 5-branes which forms a product gauge group. There are  $n$  vertical lines representing a NS5 brane and  $m$  horizontal lines representing D5 branes.

are a special case of these configurations with  $n = 2$ ) it is not clear if it has a strong coupling fixed point which can be used to define it as a five dimensional field theory or not. In the brane configuration this issue is related to the appearance of parallel external legs. However, we will ignore this potential problem here and assume that the theory exists as a five dimensional theory, since the qualitative results will hold also for any other field theory, where the description of the continuation past infinite coupling is slightly more complicated (but presents no fundamental difficulties)<sup>11</sup>.

Interpreting the gauge group in figure 24 as arising from the horizontal D5-branes is natural when the horizontal segments are much longer than the vertical segments, so that all the gauge coupling parameters associated with the D5-branes are positive. In this case

---

<sup>11</sup>From the Grid diagram point of view it is clear that any Grid diagram may be reached by flowing from a strictly convex diagram, taking the coefficients of some of the points to zero, so we can always find some definition for any Grid diagram / brane configuration in terms of a limit of a five dimensional theory.

the gauge group is  $SU(m)^{n-1}$ . There are  $n - 2$  hypermultiplets in an  $(\mathbf{m}, \mathbf{m})$  bifundamental representation of each pair of adjacent gauge groups. In addition, there are  $m$  fundamental hypermultiplets for the first gauge group and  $m$  fundamental hypermultiplets for the last gauge group, so that each  $SU(m)$  group has a total of  $2m$  fundamental hypermultiplets.

In this case there are  $n - 1$  gauge coupling parameters, and one can look at theories where some of them are negative and some of them are positive, but we will discuss here only the deformation which takes all of them to be negative, which arises by shrinking the diagram in the horizontal direction and stretching it in the vertical direction (so that the vertical segments are much longer than the horizontal segments). In this configuration it is natural to associate the non-Abelian gauge factors with the NS 5-branes, since these will have positive gauge coupling parameters. In fact, the configuration we find is exactly a 90 degree rotation of the configuration we started with, if we exchange  $n$  and  $m$ . Such a rotation does not change the low-energy physics. Thus, the theory after we continued past infinite coupling has an interpretation as an  $SU(n)^{m-1}$  gauge theory, with  $m - 2$  bifundamentals in  $(\mathbf{n}, \mathbf{n})$  representations, and  $n$  more fundamental hypermultiplets for the first and last  $SU(n)$  factors. There are also other regions of the parameter space where neither of these two interpretations is appropriate, but we will not discuss them here.

Next, let us see how the various parameters and moduli of the two theories are mapped to each other. In both cases the gauge symmetry at a generic point on the Coulomb branch is  $U(1)^{(m-1)(n-1)}$ , and there are  $(m - 1)(n - 1)$  scalars labeling the position on the Coulomb branch. The relation between the parameters of the two theories is more interesting. The total number of external 5-branes is  $2(n + m)$ , so there are  $n_G = 2(n + m) - 3$  real parameters for both theories. In the original interpretation, there are  $n - 1$  distances  $L_i$  between adjacent external NS5-branes, related to  $n - 1$  gauge coupling parameters for the  $SU(m)$  gauge groups. There are  $2m$  vertical positions of the external D5-branes, associated with the bare masses of the  $m$  fundamental hypermultiplets of the first and last  $SU(m)$  groups. The remaining  $n - 2$  parameters correspond to bare masses for the bifundamental hypermultiplets.

The exact correspondence between the brane positions and the mass and coupling pa-

rameters is more complicated, and we will not go into it here. However, it is clear that in the continuation past infinite couplings, parameters which were originally associated with gauge couplings become associated with masses and vice versa. In general each parameter of the original theory, a gauge coupling or a mass, will be some linear combination of the gauge coupling parameters and masses of the other gauge theory. An important property of this transformation is that, as above, there is never a case in which a single configuration has an interpretation as two different theories with positive gauge coupling parameters. Starting from a point where all the branes intersect at a single point, corresponding to the infinite-coupling zero-mass limit of both theories, we can deform the theory into either one of the two gauge theories. Note that at this point the global symmetry is manifestly enhanced to  $SU(n) \times SU(n) \times SU(m) \times SU(m) \times U(1)$ . For small values of  $n$  or  $m$  the enhanced global symmetry will be larger (for  $n = 2$  it will include an  $SU(2m)$  factor). The BPS spectra of the two theories will again be related, as described above.

We can also examine the deformations of these theories which move them into their Higgs branches, as described in section II F. Figure 24 describes a point on the Coulomb branch of the theories from which various Higgs branches emanate, which have different interpretations in the two gauge theories related by the continuation past infinite coupling. One possible Higgs branch deformation involves the connection of  $n - 1$  adjacent segments of D5-branes with two semi-infinite D5-branes (one from each side) into a single infinite D5-brane. After this connection, this D5-brane forms a sub-Web which can separate from the system, moving the low-energy theory into the Higgs branch. In the original gauge theory interpretation in terms of D5-branes, this looks like a mesonic deformation from the point of view of each of the  $SU(m)$  gauge theories (as described in section II F). Thus, we associate it with a deformation which results in an expectation value for a gauge-invariant field of the form  $Q^1 B_1^2 B_2^3 \cdots B_{n-2}^{n-1} Q_{n-1}$  where  $Q^1$  and  $Q_{n-1}$  are fundamental hypermultiplets charged under the first and last  $SU(m)$  factors, and  $B_i^j$  is a bifundamental charged under the  $i$ 'th and  $j$ 'th  $SU(m)$  groups. Such a deformation breaks each of the  $SU(m)$  gauge groups to  $SU(m - 1)$ , as is obvious from the figure.



The interpretation of this deformation from the point of view of the other gauge theory interpretation is completely different. If we remove the  $i$ 'th D5-brane (we assume  $1 < i < m$ ), this now affects only the  $i - 1$ 'th and  $i$ 'th  $SU(n)$  groups, and we may associate this deformation with the  $i - 1$ 'th bifundamental field getting an expectation value proportional to the unit matrix, which breaks  $SU(n)_{i-1} \times SU(n)_i$  to a diagonal  $SU(n)$ . The gauge invariant operator getting a VEV in this case is  $(B_{i-1}^i)^2$ . If we move a D5-brane from one of the two ends ( $i = 1$  or  $i = m$ ), the interpretation as a bifundamental getting an expectation value is replaced by a baryon constructed from the  $n$  "external" quarks getting an expectation value, exactly as described in section II F. The deformation of separating an NS 5-brane has the opposite interpretation in each of the two theories.

Thus, the continuation past infinite coupling may be used also to relate the Higgs branch of theories, which a priori have no relation. However, since we cannot see the whole Higgs branch in the brane configurations, this does not imply an exact equality between the Higgs branches of theories related in this way. In particular, the dimensions of the total Higgs branches of the two gauge theories described above are not the same if  $n \neq m$ . This is analogous to the continuation past infinite coupling in four dimensional theories (described, for example, in [9,10]), where the continuation is smooth if it is performed on the Higgs branch. There, the Higgs branches match between the two theories, while the Coulomb branches do not generally match when the continuation is performed for 4d  $N = 2$  theories.

## B. Flows to Theories with no Gauge Theory Interpretation

In this subsection we describe some deformations which lead to theories with no gauge theory interpretation. The prototype of such transitions is the transition found in [1] and described in the brane configurations in [7] which connects the  $\tilde{E}_1$  theory with the  $E_0$  theory. We will focus here on generalizations of this example to  $SU(N_c)$  gauge theories, though many other examples also exist.

We can start describing this deformation in the configuration whose Grid diagram is given

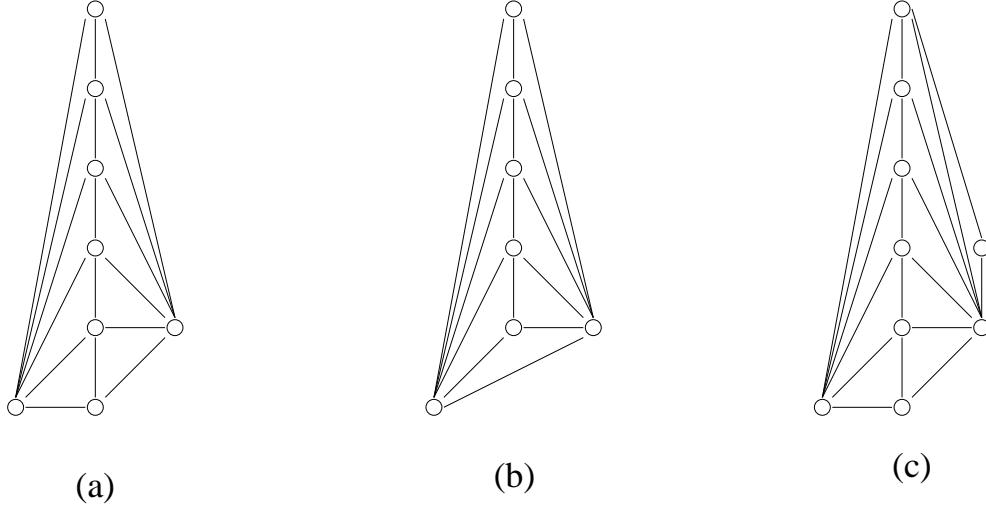


FIG. 25.  $E_0$ -like transitions. These are Grid diagrams which represent various stages in a transition to  $E_0$ -like theories. Figure (a) describes the Grid diagram for a pure  $SU(N_c)$  theory with  $c_{cl} = N_c - 1$  (in the case of  $N_c = 5$ ). In figure (b) we flow to an  $E_0$ -like theory. Figure (c) describes adding a flavor to the theory.

in figure 25a. For  $N_c > 2$ , such a diagram describes the  $SU(N_c)$  theory with  $c_{cl} = N_c - 1$ , as described in section II E. For  $N_c = 2$  the same figure describes the theory with a non-zero theta angle related to the  $\tilde{E}_1$  fixed point. The curve which describes the theory is read off from the Grid diagram along the lines described in section II. It is

$$1 + s^2 t + s(t^{N_c} + b_{N_c-1} t^{N_c-1} + \dots + b_1 t + b_0) = 0. \quad (70)$$

$b_0$  is related to the gauge coupling and is the only parameter of the theory, while the other parameters of the curve are related to the  $N_c - 1$  moduli of the Coulomb branch.

Taking the gauge coupling parameter to large negative values corresponds to taking  $b_0 \rightarrow 0$ , and the resulting theory is drawn in figure 25b. Now there are only 3 external legs, so there are no longer any parameters for the theory, and it has no gauge theory interpretation, like the  $E_0$  theory.

In a similar way we can use the curves to describe any other flow in the parameter space of these theories. For instance, we can add a quark flavor to the theory in figure 25(a), resulting in the theory of figure 25(c). The curve describing this theory is now

$$1 + s^2 t + c s^2 t^2 + s(t^{N_c} + b_{N_c-1} t^{N_c-1} + \dots + b_1 t + b_0) = 0. \quad (71)$$

The constant  $c$  is related to the mass of the hypermultiplet which was added. When  $c$  is very small the curve (71) reduces to the curve (70). This corresponds to taking the mass of the hypermultiplet to positive infinity. We can deform to another flavor-less theory by taking the mass parameter to negative infinity and “integrating out” the quark flavor. In the curve, this is done by taking  $c \rightarrow \infty$ , and rescaling the variables of (71) so that the equation remains finite. In this case the required scaling is  $\tilde{t} = c^{-1/(2N_c-2)} t$ ,  $\tilde{s} = c^{N_c/(2N_c-2)} s$  and  $\tilde{b}_i = c^{(i-N_c)/(2N_c-2)} b_i$ . In terms of the new variables the curve is now

$$1 + \tilde{s}^2 \tilde{t}^2 + \tilde{s}(\tilde{t}^{N_c} + \tilde{b}_{N_c-1} \tilde{t}^{N_c-1} + \dots + \tilde{b}_0) = 0. \quad (72)$$

This is exactly the curve of the theory with  $c_{cl} = N_c - 2$ . Generally, by adding a quark with positive infinite mass and taking its mass to negative infinity we can reduce the value of  $c_{cl}$ , while an opposite flow increases the value of  $c_{cl}$  (these phase transitions were described in the geometrical construction of these theories in [33]). Of course, we are always limited to  $|c_{cl}| \leq N_c$ , since otherwise the Grid diagrams are no longer convex.

Thus, we see that in a very simple way, the Grid diagrams and their associated curves describe various types of flows in parameter space. Some of these flows are easy to see also from the field theory point of view, while others have no obvious field theory interpretation.

## ACKNOWLEDGEMENTS

BK would like to thank Lenny Susskind, his teacher; Arvind Rajaraman for many hours of discussion; the Rutgers group for hospitality and discussions and especially Tom Banks, Paul Aspinwall, Micha Berkooz, Rami Entin, Shamit Kachru, Juan Maldacena, and Eva Silverstein; and finally Renata Kallosh, Edi Halyo, Joachim Rahmfeld, Wing Kai Wong, Jason Kumar and Peter Goldstein for their interest. OA would like to thank Tom Banks, Jacques Distler, David Kutasov and Nathan Seiberg for useful comments. AH would like to thank Cumrun Vafa for enlightening discussions. BK is supported by NSF grant PHY-

9219345. OA is supported in part by DOE grant DE-FG02-96ER40559. AH is supported in part by NSF grant PHY-9513835.

## REFERENCES

- [1] N. Seiberg, “Five-dimensional SUSY field theories, nontrivial fixed points and string dynamics,” *Phys. Lett.* **B388** (1996) 753–760, [hep-th/9608111](#).
- [2] D. R. Morrison and N. Seiberg, “Extremal transitions and five-dimensional supersymmetric field theories,” *Nucl. Phys.* **B483** (1997) 229–247, [hep-th/9609070](#).
- [3] M. R. Douglas, S. Katz, and C. Vafa, “Small instantons, Del Pezzo surfaces and Type I’ theory,” *Nucl. Phys.* **B497** (1997) 155–172, [hep-th/9609071](#).
- [4] O. J. Ganor, D. R. Morrison, and N. Seiberg, “Branes, Calabi-Yau spaces, and toroidal compactification of the N=1 six-dimensional  $E_8$  theory,” *Nucl. Phys.* **B487** (1996) 93, [hep-th/9610251](#).
- [5] K. Intriligator, D. R. Morrison, and N. Seiberg, “Five-dimensional supersymmetric gauge theories and degenerations of Calabi-Yau spaces,” *Nucl. Phys.* **B497** (1997) 56–100, [hep-th/9702198](#).
- [6] A. Hanany and E. Witten, “Type IIB superstrings, BPS monopoles, and three-dimensional gauge dynamics,” *Nucl. Phys.* **B492** (1997) 152–190, [hep-th/9611230](#).
- [7] O. Aharony and A. Hanany, “Branes, superpotentials and superconformal fixed points,” [hep-th/9704170](#).
- [8] I. Brunner and A. Karch, “Branes and six-dimensional fixed points,” [hep-th/9705022](#).
- [9] S. Elitzur, A. Giveon, and D. Kutasov, “Branes and N=1 duality in string theory,” *Phys. Lett.* **B400** (1997) 269–274, [hep-th/9702014](#).
- [10] S. Elitzur, A. Giveon, D. Kutasov, E. Rabinovici, and A. Schwimmer, “Brane dynamics and N=1 supersymmetric gauge theory,” [hep-th/9704104](#).
- [11] E. Witten, “Solutions of four-dimensional field theories via M theory,”

- hep-th/9703166.
- [12] A. Klemm, W. Lerche, P. Mayr, C. Vafa, and N. Warner, “Selfdual strings and N=2 supersymmetric field theory,” *Nucl. Phys.* **B477** (1996) 746–766, hep-th/9604034.
- [13] K. Hori, H. Ooguri, and Y. Oz, “Strong coupling dynamics of four-dimensional N=1 gauge theories from M theory five-brane,” hep-th/9706082.
- [14] E. Witten, “Branes and the dynamics of QCD,” hep-th/9706109.
- [15] A. Brandhuber, N. Itzhaki, V. Kaplunovsky, J. Sonnenschein, and S. Yankielowicz, “Comments on the M theory approach to N=1 SQCD and brane dynamics,” hep-th/9706127.
- [16] S. Katz, P. Mayr, and C. Vafa, “Mirror symmetry and exact solution of 4-d N=2 gauge theories: 1,” hep-th/9706110.
- [17] B. Kol, “5-d field theories and M theory,” hep-th/9705031.
- [18] A. Brandhuber, N. Itzhaki, J. Sonnenschein, S. Theisen, and S. Yankielowicz, “On the M theory approach to (compactified) 5-d field theories,” hep-th/9709010.
- [19] N. Nekrasov, “Five dimensional gauge theories and relativistic integrable systems,” hep-th/9609219.
- [20] A. Lawrence and N. Nekrasov, “Instanton sums and five-dimensional gauge theories,” hep-th/9706025.
- [21] S. Katz, A. Klemm, and C. Vafa, “Geometric engineering of quantum field theories,” *Nucl. Phys.* **B497** (1997) 173–195, hep-th/9609239.
- [22] N. C. Leung and C. Vafa, “Branes and toric geometry,” hep-th/9711013.
- [23] A. Gorskii, S. Gukov, and A. Mironov, “SUSY field theories, integrable systems and their stringy / brane origin. 2,” hep-th/9710239.

- [24] K. Landsteiner and E. Lopez, “New curves from branes,” [hep-th/9708118](#).
- [25] E. Witten, “Bound states of strings and p-branes,” *Nucl. Phys.* **B460** (1996) 335–350, [hep-th/9510135](#).
- [26] J. H. Schwarz, “An  $SL(2,Z)$  multiplet of Type IIB superstrings,” *Phys. Lett.* **B360** (1995) 13–18, [hep-th/9508143](#).
- [27] P. S. Aspinwall, “Some relationships between dualities in string theory,” *Nucl. Phys. Proc. Suppl.* **46** (1995) 30, [hep-th/9508154](#).
- [28] E. Witten, “New “gauge” theories in six dimensions,” [hep-th/9710065](#).
- [29] K. Becker, M. Becker, and A. Strominger, “Five-branes, membranes and nonperturbative string theory,” *Nucl. Phys.* **B456** (1995) 130–152, [hep-th/9507158](#).
- [30] N. Seiberg and E. Witten, “Electric - magnetic duality, monopole condensation, and confinement in  $N=2$  supersymmetric Yang-Mills theory,” *Nucl. Phys.* **B426** (1994) 19–52, [hep-th/9407087](#).
- [31] A. Mikhailov, “BPS states and minimal surfaces,” [hep-th/9708068](#).
- [32] A. Fayyazuddin and M. Spalinski, “The Seiberg-Witten differential from M theory,” [hep-th/9706087](#).
- [33] E. Witten, “Phase transitions in M theory and F theory,” *Nucl. Phys.* **B471** (1996) 195–216, [hep-th/9603150](#).
- [34] N. Seiberg and E. Witten, “Monopoles, duality and chiral symmetry breaking in  $N=2$  supersymmetric QCD,” *Nucl. Phys.* **B431** (1994) 484–550, [hep-th/9408099](#).
- [35] M. R. Douglas, “Branes within branes,” [hep-th/9512077](#).
- [36] O. Aharony, J. Sonnenschein, and S. Yankielowicz, “Interactions of strings and D-branes from M theory,” *Nucl. Phys.* **B474** (1996) 309–322, [hep-th/9603009](#).

- [37] M. R. Gaberdiel and B. Zwiebach, “Exceptional groups from open strings,”  
hep-th/9709013.
- [38] M. Henningson and P. Yi, “Four-dimensional BPS spectra via M theory,”  
hep-th/9707251.
- [39] A. Klemm, P. Mayr, and C. Vafa, “BPS states of exceptional noncritical strings,”  
hep-th/9607139.
- [40] A. Hanany and K. Hori, “Branes and N=2 theories in two-dimensions,”  
hep-th/9707192.