

ON THE DOMAIN WALL PARTITION FUNCTIONS OF LEVEL-1 AFFINE $so(n)$ VERTEX MODELS

A DOW AND O FODA

ABSTRACT. We derive determinant expressions for domain wall partition functions of level-1 affine $so(n)$ vertex models, $n \geq 4$, at discrete values of the crossing parameter $\lambda = \frac{m\pi}{2(n-3)}$, $m \in \mathbb{Z}$, in the critical regime.

0. INTRODUCTION

In [1], Korepin introduced domain wall (DW) boundary conditions in the context of the six vertex, spin-1/2 or level-1 $A_1^{(1)}$ model on a finite lattice, and obtained recursion relations that determine the partition function in that case. In [2], Izergin solved Korepin's recursion relations and obtained a determinant expression for the level-1 $A_1^{(1)}$ DW partition function.

In [3], determinant expressions were obtained for the spin- $k/2$, or level- k $A_1^{(1)}$ DW partition functions, $k \in \mathbb{N}$, using the fact that these models can be obtained from the level-1 model using fusion [4, 5]. Fusion was necessary in proving the level- k $A_1^{(1)}$ result because an Izergin type proof, based on Lagrange interpolation, fails to extend for general k .

The reason is that the DW spin- $k/2$ partition function is a polynomial of degree $k(L-1)$ in each (multiplicative) rapidity variable (where 'degree' is defined as the difference of the highest and lowest powers in the variable). Thus for Lagrange interpolation to work, one needs to impose $k(L-1) + 1$ conditions on the partition function, which are not available for $k > 2$ because the DW boundary conditions offer exactly $2L$ such conditions (L from the upper left corner and L from the upper right corner, while the lower corners offer no new conditions due to the symmetries of the lattice and the vertex weights).

For $k = 2$, there is an 'extended' Izergin type proof, in addition to the fusion proof. This proof was used, in [3], as a check, in the special $k = 2$ case, on the general k fusion proof. However, strictly speaking, this proof was unnecessary and the extra L conditions could have remained unused. This is intriguing, since exactly solvable models are notoriously parsimonious. In this work we find an application for them.

Since the 19 vertex, spin-1, or level-2 $A_1^{(1)}$ model coincides with the level-1 affine $so(3)$ vertex model (as can be seen by comparing the vertex weights), and because the degree of the vertex weights of level-1 affine $so(n)$ models, as polynomials in the rapidities, is independent of n [6], it is natural to expect that the DW partition functions of these models have the same form as that of the level-2 $A_1^{(1)}$ model.

In this work, we propose a determinant expression for the DW partition functions of level-1 affine $so(n)$ vertex models¹, for $n \geq 4$, based on the result of [3] for the level-2 $A_1^{(1)}$ case.

2000 Mathematics Subject Classification. Primary 82B20, 82B23.

Key words and phrases. Lattice systems, Exactly solvable models, Bethe ansatz.

¹For simplicity, we refer to these models from now on as the $so(n)$ vertex models.

Since the $so(n)$ models, for $n \geq 4$, cannot be obtained by fusing simpler models, we need to use $2L - 1$ of the $2L$ conditions provided by DW boundaries to obtain an Izergin type proof. We find that our proposal is correct, but only at discrete values of the crossing parameter λ , namely $\lambda = \frac{m\pi}{2(n-3)}$, $m \in \mathbb{Z}$, in the critical regime (trigonometric vertex weights for real rapidity variables). For $n = 3$, one has the level-2 $A_1^{(1)}$ result, valid for all λ . We have no insight into this restriction on λ , and the situation for $n \geq 4$ and general λ is open.

In section 1, we briefly recall the $so(n)$ vertex models, define what we mean by DW boundary conditions in this context, and propose a determinant expression for the DW partition functions, that initially depends on continuous λ .

In section 2, we outline an Izergin type proof of the proposed determinant expression, show that it is valid only at $\lambda = \frac{m\pi}{2(n-3)}$, $m \in \mathbb{Z}$, and comment on the very little that we know about DW partition functions of vertex models based on other semi-simple Lie algebras. The presentation is elementary, and (almost) self contained.

1. DETERMINANT PARTITION FUNCTIONS

1.1. Definitions. We work on a square lattice consisting of L horizontal lines (labelled from bottom to top), and L vertical lines (labelled from left to right).

We assign the i -th horizontal line an orientation from left to right, and a complex rapidity variable x_i . We assign the j -th vertical line an orientation from bottom to top, and a complex rapidity variable y_j .

Each horizontal (vertical) line intersects with L vertical (horizontal) lines. There are L^2 intersection points. A line segment attached to two intersection points is a bond. A segment attached to one intersection point is a boundary bond.

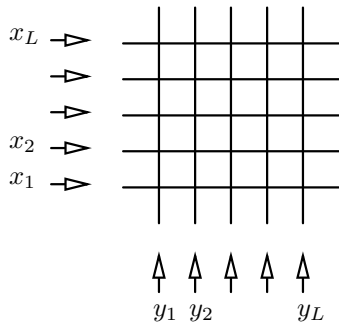


Figure 1. A finite square lattice, with oriented lines and rapidities.

The intersection of the i -th horizontal line and the j -th vertical line, together with the 4 bonds attached to it, and the variables on these bonds, is a vertex v_{ij} .

To each vertex v_{ij} , we assign a weight w_{ij} , that depends on the difference of rapidity variables flowing through that vertex. In exactly solvable models, the weights satisfy the Yang Baxter equations [7].

The partition function of a vertex model, on an $L \times L$ lattice, $Z_{L \times L}$, is a weighted sum over all configurations, that satisfy certain boundary conditions. The weight of a configuration is the product of the weights, w_{ij} , of the vertices v_{ij} .

$$(1) \quad Z_{L \times L}(\{\mathbf{x}\}, \{\mathbf{y}\}) = \sum_{\text{configurations}} \left(\prod_{\text{vertices}} w_{ij} \right)$$

1.2. **Notation.** We use the notation $[x] = \sin(\lambda x)$, where λ is the crossing parameter. We also use $\langle \mathbf{x} \rangle = 1/[x]$.

E_{ij} is the $n \times n$ matrix with all elements equal to 0, except the ij -th element, which is equal to 1. n is the dimension of the vector representation of $so(n)$, the dynamical variables are colours labeled by an index $\alpha \in \{1, 2, \dots, n\}$, each colour α has a conjugate colour labelled by α' , where $\alpha' + \alpha = n + 1$, and

$$(2) \quad \bar{\alpha} = \begin{cases} \alpha + \frac{1}{2}, & \alpha < \frac{n+1}{2} \\ \alpha, & \alpha = \frac{n+1}{2} \\ \alpha - \frac{1}{2}, & \alpha > \frac{n+1}{2} \end{cases}$$

Finally, we define $\tilde{\alpha} = \alpha - \alpha'$, so that

$$(3) \quad \tilde{\alpha} = \begin{cases} -\frac{1}{2}, & \alpha < \frac{n+1}{2} \\ 0, & \alpha = \frac{n+1}{2} \\ +\frac{1}{2}, & \alpha > \frac{n+1}{2} \end{cases}$$

1.3. **The $so(n)$ vertex models.** In the $so(n)$ vertex model, each bond is assigned a colour $\kappa \in \{1, 2, \dots, n\}$. The allowed interactions, and their dependences on the rapidity variables are coded in the quantum R matrix. From [6], the quantum R matrix of level-1 affine $so(n)$ vertex models is

$$(4) \quad R(u) = w_1 \sum_{\alpha \neq \alpha'} E_{\alpha\alpha} \otimes E_{\alpha\alpha} \quad + \quad w_2 \sum_{\substack{\alpha \neq \beta \\ \alpha \neq \beta'}} E_{\alpha\alpha} \otimes E_{\beta\beta}$$

$$(5) \quad + w_3 \sum_{\alpha \neq \alpha'} E_{\alpha\alpha} \otimes E_{\alpha'\alpha'} \quad + \quad w_4 \sum_{\alpha = \alpha'} E_{\alpha\alpha} \otimes E_{\alpha\alpha}$$

$$+ \sum_{\substack{\alpha < \beta \\ \alpha \neq \beta'}} w_5^{(\alpha\beta)} E_{\alpha\beta} \otimes E_{\beta\alpha} \quad + \quad \sum_{\substack{\alpha > \beta \\ \alpha \neq \beta'}} w_6^{(\alpha\beta)} E_{\alpha\beta} \otimes E_{\beta\alpha}$$

$$+ \sum_{\alpha < \beta} w_7^{(\alpha\beta)} E_{\alpha\beta} \otimes E_{\alpha'\beta'} \quad + \quad \sum_{\alpha > \beta} w_8^{(\alpha\beta)} E_{\alpha\beta} \otimes E_{\alpha'\beta'}$$

The vertex (Boltzmann) weights are typically written either in multiplicative notation, as in [6], so that the weights depend on ratio, $U = \frac{Y}{X}$ of the *multiplicative rapidity variables*, X and Y , or in additive notation, so that the weights depend on the difference $u = -x + y$ of the *additive rapidity variables*, x and y . These variables are related by $X = k^x$, etc, where $k = \exp(-i2\lambda)$, and λ is the crossing parameter. We use either notation depending on which is more convenient.

1.3.1. *Multiplicative notation.*

$$\begin{aligned}
w_1(U) &= (U - k^{n-2})(U - k^2), \\
w_2(U) &= (U - k^{n-2})(U - 1)k, \\
w_3(U) &= (U - k^{n-4})(U - 1)k^2, \\
w_4(U) &= (U - k^{n-2})(U - 1)k + (1 - k^{n-2})(1 - k^2)U, \\
w_5^{(\alpha\beta)}(U) &= (U - k^{n-2})(1 - k^2)U^{-\tilde{\alpha}+\tilde{\beta}}, \\
w_6^{(\alpha\beta)}(U) &= (U - k^{n-2})(1 - k^2)U^{-\tilde{\alpha}+\tilde{\beta}+1}, \\
w_7^{(\alpha\beta)}(U) &= \left((U - k^{n-2})\delta_{\alpha\beta'} - (U - 1)k^{\tilde{\alpha}-\tilde{\beta}+n-2} \right) (1 - k^2)U^{-\tilde{\alpha}+\tilde{\beta}}, \\
w_8^{(\alpha\beta)}(U) &= \left((U - k^{n-2})\delta_{\alpha\beta'} - (U - 1)k^{\tilde{\alpha}-\tilde{\beta}+n-2} \right) (1 - k^2)U^{-\tilde{\alpha}+\tilde{\beta}+1}
\end{aligned}$$

1.3.2. *Additive notation.*

$$\begin{aligned}
w_1(u) &= [u + n - 2][u + 2], \\
w_2(u) &= [u + n - 2][u], \\
w_3(u) &= [u + n - 4][u], \\
w_4(u) &= [u + n - 2][u] + [2][n - 2], \\
w_5^{(\alpha\beta)}(u) &= [u + n - 2][2]e^{-i\lambda u}\phi(u, \alpha, \beta), \\
w_6^{(\alpha\beta)}(u) &= [u + n - 2][2]e^{+i\lambda u}\phi(u, \alpha, \beta), \\
w_7^{(\alpha\beta)}(u) &= \left([u + n - 2]\delta_{\alpha\beta'} - [u]e^{i\lambda(2\tilde{\beta}-2\tilde{\alpha}-n+2)} \right) [2]e^{-i\lambda u}\phi(u, \alpha, \beta), \\
w_8^{(\alpha\beta)}(u) &= \left([u + n - 2]\delta_{\alpha\beta'} - [u]e^{i\lambda(2\tilde{\beta}-2\tilde{\alpha}-n+2)} \right) [2]e^{+i\lambda u}\phi(u, \alpha, \beta)
\end{aligned}$$

where $\phi(u, \alpha, \beta) = \exp\left(2i\lambda(\tilde{\alpha} - \tilde{\beta})u\right)$. Further, we have removed an overall factor of $e^{i\lambda(2u-n)}$ from the additive vertex weights.

1.4. Symmetrizing factors. The purpose of the factors of $U^{-\tilde{\alpha}+\tilde{\beta}}$ in the multiplicative notation, or $\phi(u, \alpha, \beta)$ in the additive notation (and which are not present in [6]) is to Symmetrize the vertices in a way that simplifies our calculations. The Yang Baxter equations remain unchanged by such factors. They appear only in the weights $\{w_5, w_6, w_7, w_8\}$, as they reduce to 1 for $\{w_1, w_2, w_3, w_4\}$ are 1.

1.5. Degrees. We define the degree of a vertex weight, as a polynomial in a (multiplicative) rapidity variable as the difference of the highest power and lowest power of terms appearing in the polynomial. Thus the degree of each of $\{w_1, w_2, w_3, w_4\}$ is 2, the degree of each of $\{w_5, w_6\}$ is 1, and the degree of each of $\{w_7, w_8\}$ is either 1 or 0 depending on the colours flowing.

The degree of the DW partition function as a polynomial in a (multiplicative) rapidity variable is the sum of the degrees of the vertex weights that depend on that variable. In the additive notation, one can also compute the same degree, but now for trigonometric polynomials.

1.6. Scattering of colours. One can think of an $so(n)$ vertex as an elastic scattering of two particles that come in from the left and from below (same directions as the incoming rapidities), then exit to the right and to the top (same directions as the outgoing rapidities).

A term proportional to $E_{\rho\sigma} \otimes E_{\mu\nu}$, on the RHS of equation 4, describes the elastic scattering of a horizontally moving particle, with rapidity x , that comes in from the left with colour ρ and exists to the right with colour σ , and a vertically

moving particle, with rapidity y , that comes in from below with colour μ and exists to the top, with colour ν . The strength of the interaction, coded in the weight w , depends on the rapidity difference $-x + y$, and on the crossing parameter λ , and is non vanishing only if $\rho + \mu = \sigma + \nu$.

Notice that an inflowing colour α , must either exit the interaction (in the same direction, or after changing directions), or annihilate with an incoming conjugate colour α' , and a pair of conjugate colours, β and β' exit the interaction.

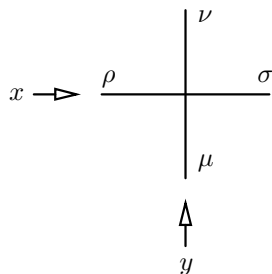


Figure 2. A general $so(n)$ vertex, of weight $w(-x + y)$ corresponding to a term $w(-x + y)E_{\rho\sigma} \otimes E_{\mu\nu}$ in the quantum $R(-x + y)$ matrix.

1.7. Minimal and maximal colours. We refer to the colour with index 1 as minimal. We refer to the colour with index n as maximal.

1.8. The $c+$ vertex. We refer to the unique vertex with minimal colour incoming from the left, maximal colour exiting to the right, maximal colour incoming from below, and minimal colour exiting to the top, as shown in Figure 3, as the $c+$ vertex.

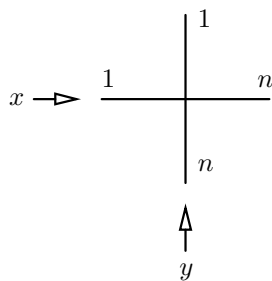


Figure 3. The $so(n)$ $c+$ vertex.

1.9. Domain wall (DW) boundary conditions. Consider the $so(n)$ vertex model on a finite square lattice, and require that the boundary bonds have the same colours as the bond on the corresponding boundary of the $c+$ vertex: left and upper boundary bonds carry minimal colours, right and lower boundary bonds carry maximal colours.

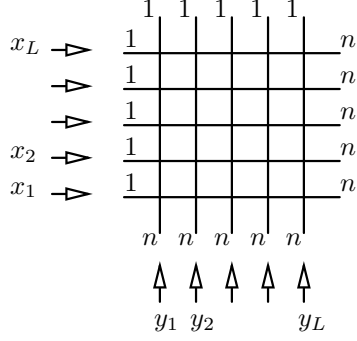


Figure 4. $so(n)$ DW boundary conditions.

1.10. Determinant DW partition functions. Based on the result for spin-1 DW partition function in [3], we propose the following expression for the $so(n)$ DW partition function

$$(6) \quad Z_{L \times L}^{(n)}(\{\mathbf{x}\}, \{\mathbf{y}\}) = \frac{N}{D} \times \det \left(M_{2L \times 2L}^{2 \times 2} \right),$$

where

$$N = \prod_{1 \leq i, j \leq L} w_1(-x_i + y_j) w_2(-x_i + y_j) w_3(-x_i + y_j),$$

$$D = \prod_{i < j} w_2(-x_i + x_j) w_3(-x_i + x_j) w_2(y_j - y_i) w_3(y_j - y_i),$$

$$M_{2j-1, 2i-1} = 1/w_2(-x_i + y_j), \quad M_{2j-1, 2i} = 1/w_1(-x_i + y_j),$$

$$M_{2j, 2i-1} = 1/w_3(-x_i + y_j), \quad M_{2j, 2i} = 1/w_2(-x_i + y_j)$$

At this stage, we have no restriction on the crossing parameter λ . We will see shortly that equation 6 is valid only for

$$(7) \quad \lambda = \frac{m\pi}{2(n-3)}, \quad m \in \mathbb{Z}$$

2. PROOF

We prove equation 6 following the same arguments as in [2], suitably extended as in [3]. Using the abbreviations

$$\text{LHS} = Z_{L \times L}^{(n)}(\{\mathbf{x}\}, \{\mathbf{y}\}), \quad \text{RHS} = \frac{N}{D} \times \det \left(M_{2L \times 2L}^{2 \times 2} \right),$$

conceptually, one needs to show that each side is

- §1. A symmetric function in the $\{\mathbf{x}\}$ variables, and in the $\{\mathbf{y}\}$ variables. This allows one to choose to work in terms of any single x , or single y rapidity variable, with no loss of generality.
- §2. A polynomial in the rapidity variables (rather than a rational function). This allows one to use Lagrange interpolation to determine it.
- §3. A polynomial in any one rapidity variable (keeping all others fixed) of degree $2L - 2$, where by ‘degree’ we mean the difference between the highest and lowest powers of the variable in the polynomial.

- §4. Equal to the other polynomial side at L distinct values of the same rapidity variable, as obtained by imposing conditions on the rapidities intersecting at the upper left corner.
- §5. Equal to the other polynomial side at L distinct values of the same rapidity variable, as obtained by imposing conditions on the rapidities intersecting at the upper right corner.
- §6. Subject to the same initial condition.

This would imply that the LHS = RHS. Notice that we use $2L$ conditions, rather than the $2L - 1$ that we need, because we can and because that simplifies the discussion.

2.1. Symmetric functions.

2.1.1. *LHS.* It is straightforward to use the Yang Baxter equations, just as in Izergin's proof in the six vertex model case, to permute any two adjacent lines. For example, to permute the i -th and the $(i + 1)$ -st horizontal lines, we attach a w_1 vertex to these two lines from the left.

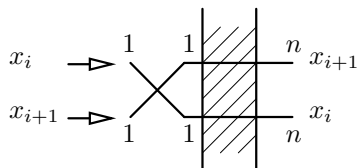


Figure 5. Attaching a vertex with weight w_1 from the left.

The augmented partition function now is

$$Z_{L \times L}^{aug} \left(\{ \dots, x_i, x_{i+1}, \dots \} \right) = w_1(-x_{i+1} + x_i) Z_{L \times L} \left(\{ \dots, x_i, x_{i+1}, \dots \} \right)$$

Using the Yang Baxter equations, we can thread the extra vertex all the way to the other side, from which it emerges once again as a w_1 with the same vertex weight

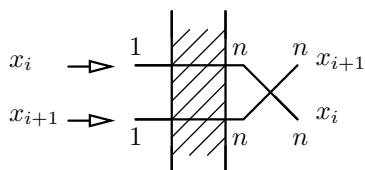


Figure 6. Extracting a vertex with weight w_1 from the right.

and the augmented partition function becomes

$$Z_{L \times L}^{aug} \left(\{ \dots, x_i, x_{i+1}, \dots \} \right) = Z_{L \times L} \left(\{ \dots, x_{i+1}, x_i, \dots \} \right) w_1(-x_{i+1} + x_i)$$

from which we conclude that

$$Z_{L \times L} \left(\{ \dots, x_i, x_{i+1}, \dots \} \right) = Z_{L \times L} \left(\{ \dots, x_{i+1}, x_i, \dots \} \right)$$

2.1.2. *RHS.* We can check the symmetry of the determinant expression by direct calculation. N is symmetric by construction under exchange of any pair of x rapidity variables, or y rapidity variables. The determinant is also symmetric under the same changes due to the 2×2 block structure.

It is straightforward to show that the denominator D is also symmetric, but only when one uses the periodicity that follow from choosing $\lambda = \frac{m\pi}{2(n-3)}$, $m \in \mathbb{Z}$. This goes as follows:

We wish to check whether $D = \prod_{i < j} w_2(-x_i + x_j)w_3(-x_i + x_j)w_2(y_j - y_i)w_3(y_j - y_i)$ is symmetric under exchanging $\{x_\rho, x_\sigma\}$, where $1 \leq \rho < \sigma \leq n$. It is sufficient to consider the x -dependent factors,

$$\left(\prod_{i < j} [-x_i + x_j]^2 \right) \left(\prod_{i < j} [-x_i + x_j + n - 2][-x_i + x_j + n - 4] \right)$$

The first product is manifestly invariant. In the second product, there are $2(\sigma - \rho) - 1$ (double) factors that will change, and can be re-written as $[-x_i + x_j - n + 2][-x_i + x_j - n + 4]$, where in $(\sigma - \rho)$ cases, $\{i = \rho, j \neq \sigma\}$, in $(\sigma - \rho)$ cases, $\{i \neq \rho, j = \sigma\}$, and in one case $\{i = \rho, j = \sigma\}$. The only way to restore invariance is to restrict the crossing parameter λ according to equation 7.

This is the first indication that we need the above constraint on λ . The same condition turns out to be necessary at almost every subsequent step of the proof.

2.2. Symmetric polynomials.

2.2.1. *LHS.* The physical partition function is, by construction, a polynomial in each (multiplicative) rapidity variable and has no poles at finite points in the complex plane.

2.2.2. *RHS.* The determinant form has poles that shouldn't be there, because the denominator product $D = \prod_{i < j} w_2(-x_i + x_j)w_3(-x_i + x_j)w_2(y_j - y_i)w_3(y_j - y_i)$ has double zeros for $-x_i + x_j = 0$, simple zeros for $-x_i + x_j + n - 2 = 0$ and for $-x_i + x_j + n - 4 = 0$, and similarly for the y variables. These poles must cancel. They cannot be cancelled by zeros in the numerator product $N = \prod_{i \leq i, j \leq L} w_1(-x_i + y_j)w_2(-x_i + y_j)w_3(-x_i + y_j)$. They must be cancelled by zeros of the determinant. Due to the 2×2 structure of the determinant, it is clear that the double poles at $-x_i + x_j = 0$ are cancelled by double zeros of the determinant (the double i -th rows become equal to the double j -th rows).

The cancellations of the simple poles at $-x_i + x_j + n - 2 = 0$ and $-x_i + x_j + n - 4 = 0$ (and at corresponding values of the y variables) is not automatic. Consider the i -th and j -th double rows of a generic k -th column.

$$\begin{pmatrix} \vdots & \vdots & \vdots \\ \dots & \langle -x_i + y_k \rangle \langle -x_i + y_k + n - 2 \rangle & \langle -x_i + y_k + n - 2 \rangle \langle -x_i + y_k + 2 \rangle & \dots \\ \dots & \langle -x_i + y_k \rangle \langle -x_i + y_k + n - 4 \rangle & \langle -x_i + y_k \rangle \langle -x_i + y_k + n - 2 \rangle & \dots \\ \vdots & \vdots & \vdots \\ \dots & \langle -x_j + y_k \rangle \langle -x_j + y_k + n - 2 \rangle & \langle -x_j + y_k + n - 2 \rangle \langle -x_j + y_k + 2 \rangle & \dots \\ \dots & \langle -x_j + y_k \rangle \langle -x_j + y_k + n - 4 \rangle & \langle -x_j + y_k \rangle \langle -x_j + y_k + n - 2 \rangle & \dots \\ \vdots & \vdots & \vdots \end{pmatrix}$$

We find that we can achieve cancellation only if equation 7 is satisfied.

When this is the case, the vertex weights are such that, for $-x_i + x_j + n - 2 = 0$, the upper i -th row is equal (up to a minus sign for odd values of m in condition 7) to the lower j -th row for $-x_i + x_j + n - 2 = 0$, and for $-x_i + x_j + n - 4 = 0$, the lower i -th row is equal (up to a minus sign for odd values of m in condition 7) to the upper j -th row.

For $n = 3$ (the 19 vertex model), the above relations are automatically satisfied, and one does not need to impose an extra condition on λ .

2.3. Symmetric polynomials of degree $2L - 2$.

2.3.1. *LHS.* To determine the degree of the partition function as a polynomial in any horizontal or vertical rapidity variable, it is sufficient to consider any one variable from a certain type, and use symmetry to conclude that the result applies to all other variables of the same type. In the following we consider x_L , and refer to it, for simplicity, as x . It is also simpler to do these calculations in the multiplicative variables, so that we deal with algebraic polynomials.

2.3.2. *Remarks.* The $c+$ vertex comes from w_7 . In the multiplicative notation, it is easy to see that it is a constant times a factor of U , as $\alpha = 1$, $\alpha' = 1 + \frac{1}{2}$, $\beta = n$, $\beta' = n - \frac{1}{2}$.

Also notice that there are two types of vertices: In vertices $\{w_1, w_2, w_3, w_4\}$, particles flow into the vertex, then flow out with no change in colour. Their weights have degree 2 in each rapidity variable. In vertices $\{w_5, w_6, w_7, w_8\}$, particles scatter with a change of colour. Their weights have degrees in each rapidity variable that vary depending on the flowing colours, and are at most 2.

We consider the top horizontal row, and show that the degree of the partition function as a polynomial in X^{-1} is $2L - 2$ (where degree is the difference of highest and lowest powers in X^{-1}).

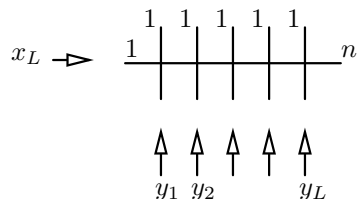


Figure 7. The top row of vertices.

We scan the top row from left to right. The left most vertex can be one of the following three types:

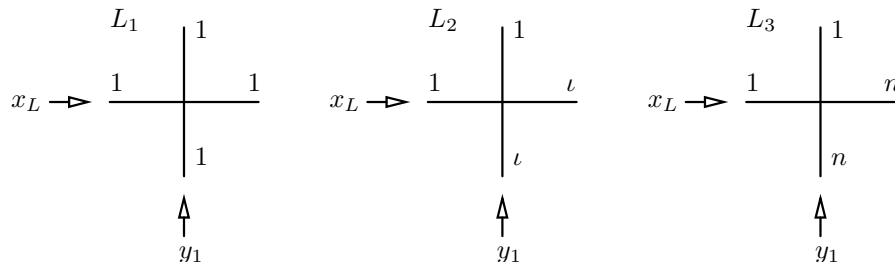


Figure 8. Three possible vertices on upper left corner.

If it is of type L_1 , then we are back in the original situation, but now with a row of length $L - 1$. If it is of type L_2 , where the colour $\iota \in \{2, 3, \dots, n - 1\}$, then we are left with a row of length $L - 1$ of the form

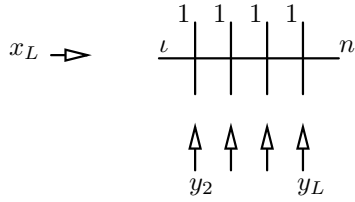


Figure 9. A reduced top row with colour ι flowing in from left.

Since colour ι flows in from the left, but only colour 1 flows out from the top, and n flows out from right, colour ι' must flow in at some point from below. This is necessary for conservation of colour. Thus we conclude that the flow of colour ι horizontally must terminate with a vertex of type

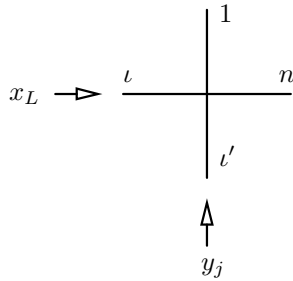


Figure 10. Top row vertex at which horizontally flowing colour $\iota \in \{2, 3, \dots, n-1\}$ terminates. $\iota + \iota' = n + 1$.

This introduces colour n horizontally, and the latter must flow all the way to the right end.

The third possibility is that the upper left vertex is of type L_3 , colour n flows at that point into the row, and propagates all the way to the right end where it exits.

From the above (and noting that the symmetrizing factors cancel between pairs of vertices of types v_5 and v_6 that are allowed to appear in the top row), one concludes that the partition function as a polynomial in X^{-1} is $(2L - 2)$, where degree is the difference between highest and lowest powers of X^{-1} , so that an overall factor of X from the $c+$ vertex does not contribute to the degree counting.

2.3.3. RHS. It is straightforward to compute the degree of the determinant expression as a polynomial in any (multiplicative) variable, such as X^{-1} . N has degree $6L$. D has degree $4L - 4$. Naive counting indicates that the determinant has degree -4 . If that's correct, the degree of the determinant expression would be $6L - 4L + 4 - 4 = 2L$, which would disagree with that of the LHS. Happily, due to the 2×2 block structure of the determinant, there is a cancellation of the leading, degree -6 , term, thus the determinant has degree -5 , and we end up once again with a degree $(2L - 1)$ polynomial.

2.4. Left corner recursion relations.

2.4.1. LHS. Consider the set of all possible vertices that can occur on the upper left corner. They are shown in figure 8.

Set $-x_L + y_1 + n - 2 = 0$. This forces the upper left vertex to be a $c+$ vertex, as the weights of the two other possibilities is 0.

This also freezes the rest of the top row vertices to be of type 2, and the rest of the first column vertices to be of type 2.

The partition function reduces to an $(L - 1) \times (L - 1)$ partition function times a constant factor of

$$(8) \quad \left(\prod_{1 \leq i \leq L-1} w_3(-x_i + y_1) \right) (w_{c+}) \left(\prod_{2 \leq j \leq L} w_3(-x_L + y_j) \right)$$

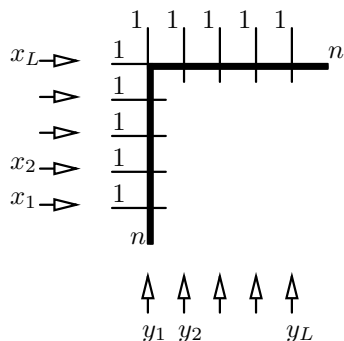


Figure 11. Frozen upper left corner, upper row and left column. Colour 1 flows in the thin lines. Colour n flows in the thick lines.

2.4.2. *RHS.* Setting $-x_L + y_1 + n - 2 = 0$ in the determinant expression, and using the condition 7, we obtain a determinant expression for the $(L - 1) \times (L - 1)$ DW partition function times the factor in equation 8.

2.5. Right corner recursion relations.

2.5.1. *LHS.* The set of all allowed vertices on the upper right corner are

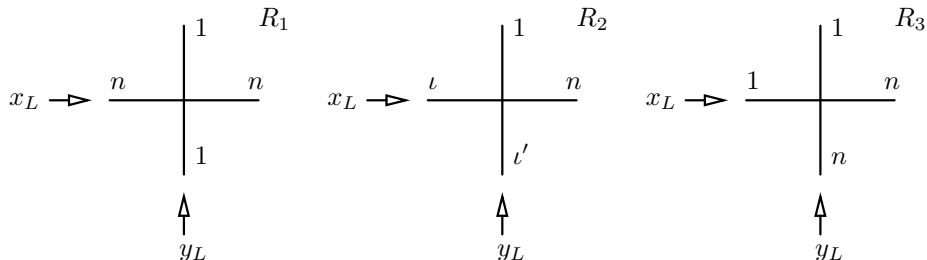


Figure 12. Three possible vertices on upper right corner.

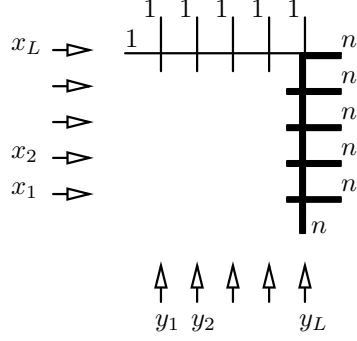


Figure 13. Frozen upper right corner, upper row and right column. Colour 1 flows in the thin lines. Colour n flows in the thick lines.

Setting $-x_L + y_L = 0$, we dictate that the upper right vertex is of type $c+$, as the weights of all other possible vertices vanish.

This also reduces the rest of the upper row vertices to be of type 1, and the rest of the final column vertices to be of type 1.

This reduces the $L \times L$ DW partition function to an $(L - 1) \times (L - 1)$ DW partition function, times a constant factor

$$(9) \quad \left(\prod_{1 \leq j \leq L-1} w_1(-x_L + y_j) \right) (w_{c+}) \left(\prod_{1 \leq i \leq L-1} w_1(-x_i + y_L) \right)$$

2.5.2. *RHS.* Setting $-x_L + y_L = 0$ in the determinant expression, and using the condition 7, we obtain a determinant expression for the $(L - 1) \times (L - 1)$ DW partition function times the factor in equation 9. However, this reduction requires the use of condition 7.

2.6. Initial condition.

2.6.1. *LHS.* By construction, the 1×1 DW partition function is the $c+$ vertex.

2.6.2. *RHS.* Using condition 7, one can show by direct calculation, and using the condition 7, that, for $L = 1$, the determinant expression reduces to the weight of the $c+$ vertex.

3. THE HOMOGENEOUS LIMIT

Taking the homogeneous limit of the $so(n)$ DW partition function, following the footsteps of [2], is straightforward. For convenience, we re-write $M_{2L \times 2L, ij}^{2 \times 2}$ as

$$M_{2L \times 2L, ij}^{2 \times 2} = \begin{pmatrix} \Phi(-x_i + y_j) & \Phi(-x_i + y_j + 1) \\ \Phi(-x_i + y_j - 1) & \Phi(-x_i + y_j) \end{pmatrix}$$

where $\Phi(x) = \langle x \rangle \langle x + 1 \rangle$. Following [2] and [3], we set $x_1 = x$, consider the limits $x_i \rightarrow x$, expand in x_i around x to order $i - 1$, and subtract lower double rows successively from higher ones to obtain

$$(10) \quad \frac{\left(\prod_{j=1}^L \prod_{p=0}^2 [-x + y_j + p] [-x + y_j + p - 1] \right)^L \det \left(M_{2L \times 2L}^{2 \times 2, \text{semi-hom}} \right)}{\prod_{i=1}^{L-1} (i!)^2 \prod_{1 \leq i < j \leq L} \prod_{p=1}^2 [-y_i + y_j + p] [-y_i + y_j + p - 1]}$$

where $\Phi^{(n)}(x)$ is the n -th derivative of Φ with respect to its argument, and

$$M_{2L \times 2L, ij}^{2 \times 2, \text{semi-hom}} = \begin{pmatrix} \Phi^{(i-1)}(-x + y_j) & \Phi^{(i-1)}(-x + y_j + 1) \\ \Phi^{(i-1)}(-x + y_j - 1) & \Phi^{(i-1)}(-x + y_j) \end{pmatrix}$$

Applying similar arguments to the vertical rapidities, and combining results, we obtain the following expression for the homogeneous $L \times L$ $so(n)$ DW partition function

$$(11) \quad Z_{L \times L}^{2 \times 2 \text{hom}} = \prod_{i=1}^{L-1} (i!)^{-4} \left(\prod_{p=0}^2 [-x + y + p] [-x + y + p - 1] \right)^{L^2} \det \left(M_{2L \times 2L}^{2 \times 2, \text{hom}} \right)$$

where $M_{L \times L, ij}^{2 \times 2, \text{hom}}$ is

$$\begin{pmatrix} \Phi^{(i+j-2)}(-x + y) & \Phi^{(i+j-2)}(-x + y + 1) \\ \Phi^{(i+j-2)}(-x + y - 1) & \Phi^{(i+j-2)}(-x + y) \end{pmatrix}$$

4. REMARKS

The original motivation for considering DW boundary conditions, in the context of the six vertex model [1, 2, 10], was that the corresponding partition function is a basic building block in the algebraic Bethe ansatz approach to correlation functions. Subsequently, and unexpectedly, it turned out that these partition functions are related to enumerating alternating sign matrices [11]. It is still unclear whether the DW partition functions obtained in [3] and in this work are the objects required for analogous computations in higher spin and in $so(n)$ vertex models, respectively, or in generalised enumeration problems. We hope to address these computations in subsequent publications.

Condition 7 has been indispensable. It is unclear whether our result is a special case of a more general result that applies to all values of the crossing parameter λ .

For vertex models based on affine $su(n)$, there are no analogues of minimal and maximal colours, as the Z_{n+1} symmetry of the affine $su(n)$ Dynkin diagram puts all colours on equal footing. Choosing any two colours $\{\kappa_1, \kappa_2\}$ as boundary colours to obtain the analogue of DW boundary conditions, one finds that the affine $su(n)$ quantum R matrix restricts the allowed vertices in such a way that only these two colours $\{\kappa_1, \kappa_2\}$ are allowed to flow on the inner segments of the partition function. This effectively restricts the allowed configurations to those of an affine $su(2)$ sub-algebra of the affine $su(n)$ under consideration, and one ends up with the same determinant expression as Izergin's.

For affine C_n vertex models, and models based on twisted affine algebras, the 2×2 block structure that we used in our proposal 6 does not satisfy the required initial condition, and one needs a more elaborate proposal, but that is beyond the scope of this work.

Finally, we wish to remark that the fact that DW boundary conditions allow for $2L$ conditions that are able to determine polynomials of degree $2L - 1$ indicates that the proof used in this work applies to models with partition functions that are one degree higher in each rapidity variable.

ACKNOWLEDGEMENTS

We wish to thank A Caradoc, J de Gier, N Kitanine and T A Welsh for discussions. This work was supported by a summer scholarship from the Department of Mathematics and Statistics, U of Melbourne, and by the Australian Research Council (ARC).

REFERENCES

- [1] V E KOREPIN, *Commun. Math. Phys.* **86** (1982) 391–418.
- [2] A G IZERGIN, *Sov. Phys. Dokl.* **32** (1987) 878–879.
- [3] A CARADOC, O FODA AND N KITANINE, *Higher spin vertex models with domain wall boundary conditions*.
- [4] N RESHETIKHIN, P KULISH AND E SKLYANIN, *Lett. Math. Phys.* **5**(1981) 3993–403.
- [5] A DATE, M JIMBO, A KUNIBA, T MIWA AND M OKADO, *Advanced Studies in Pure Mathematics* **16** (1988) 17–122.
- [6] M JIMBO, *Comm. Math. Phys.* **102** (1986) 537–47.
- [7] R J Baxter, *Exactly solved models in statistical mechanics*, Academic Press, 1982.
- [8] A B ZAMOLODCHIKOV AND V A FATEEV, *Soviet J Nuclear Phys.* **32** (1980) 581–590.
- [9] A LIMA-SANTOS, *J. Phys.* **A32** (1999) 1819–48.
- [10] V E KOREPIN, N M BOGOLIUBOV, AND A G IZERGIN, *Quantum Inverse Scattering Method and Correlation Functions*, Cambridge University Press, 1993.
- [11] D M BRESSOUD, *Proofs and Confirmations: The story of the Alternating Sign Matrix Conjecture*, Cambridge University Press, 1999.

DEPARTMENT OF PHYSICS, UNIVERSITY OF MELBOURNE, PARKVILLE, VICTORIA 3010, AUSTRALIA.

E-mail address: a.dow@ugrad.unimelb.edu.au

DEPARTMENT OF MATHEMATICS AND STATISTICS, UNIVERSITY OF MELBOURNE, PARKVILLE, VICTORIA 3010, AUSTRALIA.

E-mail address: foda@ms.unimelb.edu.au