

On α -Critical Edges in König-Egerváry Graphs

Vadim E. Levit and Eugen Mandrescu
 Department of Computer Science
 Holon Academic Institute of Technology
 52 Golomb Str., P.O. Box 305
 Holon 58102, ISRAEL

Abstract

The *stability number* of a graph G , denoted by $\alpha(G)$, is the cardinality of a stable set of maximum size in G . If $\alpha(G - e) > \alpha(G)$, then e is an α -critical edge, and if $\mu(G - e) < \mu(G)$, then e is a μ -critical edge, where $\mu(G)$ is the cardinality of a maximum matching in G . G is a *König-Egerváry graph* if its order equals $\alpha(G) + \mu(G)$. Beineke, Harary and Plummer have shown that the set of α -critical edges of a bipartite graph is a matching. In this paper we generalize this statement to König-Egerváry graphs. We also prove that in a König-Egerváry graph α -critical edges are also μ -critical, and that they coincide in bipartite graphs. Eventually, we deduce that $\alpha(T) = \xi(T) + \eta(T)$ holds for any tree T , and characterize the König-Egerváry graphs enjoying this property, where $\xi(G)$ is the number of α -critical vertices of G , and $\eta(G)$ is the number of α -critical edges of G .

1 Introduction

Throughout this paper $G = (V, E)$ is a simple (i.e., a finite, undirected, loopless and without multiple edges) graph with vertex set $V = V(G)$, edge set $E = E(G)$, and order $n(G) = |V(G)|$. If $X \subset V$, then $G[X]$ is the subgraph of G spanned by X . By $G - W$ we mean the subgraph $G[V - W]$, if $W \subset V(G)$. For $F \subset E(G)$, by $G - F$ we denote the partial subgraph of G obtained by deleting the edges of F , and we use $G - e$, if $W = \{e\}$. If $A, B \subset V$ and $A \cap B = \emptyset$, then (A, B) stands for the set $\{e = ab : a \in A, b \in B, e \in E\}$. The neighborhood of a vertex $v \in V$ is the set $N(v) = \{w : w \in V \text{ and } vw \in E\}$, and $N(A) = \cup\{N(v) : v \in A\}$, $N[A] = A \cup N(A)$ for $A \subset V$.

A set S of vertices is *stable* if no two vertices from S are adjacent. A stable set of maximum size will be referred to as a *maximum stable set* of G . The *stability number* of G , denoted by $\alpha(G)$, is the cardinality of a maximum stable set of G . Let $\Omega(G)$ denotes the set $\{S : S \text{ is a maximum stable set of } G\}$, $\sigma(G) = |\cap\{V - S : S \in \Omega(G)\}|$ and $\xi(G) = |\text{core}(G)|$, where $\text{core}(G) = \cap\{S : S \in \Omega(G)\}$, [12]. In other words, $\xi(G)$ equals the number of α -critical vertices of G , (a vertex $v \in V(G)$ is α -critical provided $\alpha(G - v) < \alpha(G)$).

By P_n, C_n, K_n we mean the chordless path on $n \geq 3$, the chordless cycle on $n \geq 4$ vertices, and respectively the complete graph on $n \geq 1$ vertices.

A matching (i.e., a set of non-incident edges of G) of maximum cardinality $\mu(G)$ is a *maximum matching*, and a *perfect matching* is one covering all vertices of G . An edge $e \in E(G)$ is μ -critical provided $\mu(G - e) < \mu(G)$. By their definition, μ -critical edges of G belong to all maximum matchings of G .

If $\alpha(G) + \mu(G) = n(G)$, then G is called a *König-Egerváry graph*, [4], [17]. Properties of these graphs were presented in several papers, like of Sterboul [17], Deming [4], Lovász and Plummer [14], Korach [8], Bourjolly and Pulleyblank [2], Paschos and Demange [16], Levit and Mandrescu [11], [13]. It is worth observing that a disconnected graph is of König-Egerváry type if and only if all its connected components are König-Egerváry graphs. In this paper, by "graph" we mean a connected graph having at least one edge.

An edge $e \in E(G)$ is α -critical whenever $\alpha(G - e) > \alpha(G)$. Let denote by $\eta(G)$ the number of α -critical edges of G . Notice that there are graphs in which: (a) any edge is α -critical (so-called *α -critical graphs*); e.g., all C_{2n+1} for $n \geq 3$; (b) no edge is α -critical; e.g., all C_{2n} for $n \geq 2$. More generally, Haynes et al., [7], have proved that a graph G has no α -critical edge if and only if $|N(x) \cap S| \geq 2$ holds for any $S \in \Omega(G)$ and every $x \in V(G) - S$.

Beineke, Harary and Plummer, [1], have shown that any two incident α -critical edges of a graph lie on an odd cycle, and hence, they deduce that no two α -critical edges of a bipartite graph can have a common endpoint. Independently, Zito, [21], has proved the same result for trees using a different technique. Some variations and strengthenings of these results are discussed in [18], [20], and [19].

In this paper we generalize the above assertion to König-Egerváry graphs. We also show that α -critical edges are μ -critical in a König-Egerváry graph, and that they coincide in bipartite graphs. As a corollary, we obtain one result of Zito, [21], stating that a vertex v is in some but not in all maximum stable sets of a tree T if and only if v is an endpoint of an α -critical edge of T . In the sequel, we analyze other relationships between α -critical edges and μ -critical edges in a König-Egerváry graph, and its corresponding implications to equalities and inequalities linking $\alpha(G)$, $\xi(G)$, $\eta(G)$, $\sigma(G)$, and $\mu(G)$. Eventually, we infer that $\alpha(T) = \xi(T) + \eta(T)$, $\sigma(T) + \eta(T) = \mu(T)$ and $\xi(T) + 2\eta(T) + \sigma(T) = n(T)$ holds for any tree T , and characterize the König-Egerváry graphs having these properties.

2 α -Critical and μ -Critical Edges

According to a well-known result of König, [9], and Egerváry, [5], any bipartite graph is a König-Egerváry graph. It is easy to see that this class includes also some non-bipartite graphs (see, for instance, the graph $K_3 + e$ in Figure 1).

If $G_i = (V_i, E_i)$, $i = 1, 2$, are two disjoint graphs, then $G = G_1 * G_2$ is defined as the graph with $V(G) = V(G_1) \cup V(G_2)$, and

$$E(G) = E(G_1) \cup E(G_2) \cup \{xy : \text{for some } x \in V(G_1) \text{ and } y \in V(G_2)\}.$$

Clearly, if H_1, H_2 are subgraphs of a graph G such that $V(G) = V(H_1) \cup V(H_2)$

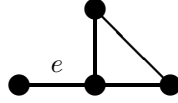


Figure 1: Graph $K_3 + e$.

and $V(H_1) \cap V(H_2) = \emptyset$, then $G = H_1 * H_2$, i.e., any graph of order at least two admits such decompositions. However, some particular cases are of special interest. For instance, if: $E(H_i) = \emptyset, i = 1, 2$, then $G = H_1 * H_2$ is bipartite; $E(H_1) = \emptyset$ and H_2 is complete, then $G = H_1 * H_2$ is a *split graph* [6].

The following result shows that the König-Egerváry graphs are, in this sense, between these two "extreme" situations. The equivalence of the first and the third parts of this proposition was proposed by Klee and included in [10] without proof (private communication).

Proposition 2.1 [13] *The following assertions are equivalent:*

- (i) G is a König-Egerváry graph;
- (ii) $G = H_1 * H_2$, where $V(H_1) = S \in \Omega(G)$ and $n(H_1) \geq \mu(G) = n(H_2)$;
- (iii) $G = H_1 * H_2$, where $V(H_1) = S$ is a stable set in G , $|S| \geq n(H_2)$ and $(S, V(H_2))$ contains a matching M with $|M| = n(H_2)$.

In the sequel, we shall often represent a König-Egerváry graph G as $G = S * H$, where $S \in \Omega(G)$ and $H = G[V - S]$ has $n(H) = \mu(G)$.

Lemma 2.2 [13] *If $G = (V, E)$ is a König-Egerváry graph, then any maximum matching of G is contained in $(S, V - S)$, where $S \in \Omega(G)$.*

Clearly, Lemma 2.2 is not valid for any graph. For instance, K_4 is a counterexample. Moreover, K_4 has α -critical edges that are incident. Nevertheless, there are graphs having only non-incident α -critical edges.

Theorem 2.3 *If G is a König-Egerváry graph, then the following assertions hold:*

- (i) for any α -critical edge e of G , the graph $G - e$ is still a König-Egerváry graph;
- (ii) any α -critical edge of G is also μ -critical;
- (iii) the α -critical edges of G form a matching.

Proof. (i) If $e = xy$ is an α -critical edge of G , then there is some $S \in \Omega(G)$ such that either $N(x) \cap S = \{y\}$ or $N(y) \cap S = \{x\}$. Suppose that $y \in S$. Since $S \in \Omega(G)$, we get, by Proposition 2.1, that $G = S * H$, where $H = G[V - S]$ has $\mu(G) = n(H) = |M|$ and M is a maximum matching of G , included, by Lemma 2.2, in $(S, V(G) - S)$. Hence, it follows that $G - e = S' * V(H')$, where $S' = S \cup \{x\} \in \Omega(G - e)$ and $n(H') = |M - \{e\}|$. According to Proposition 2.1(iii), we infer that $G - e$ is also a König-Egerváry graph.

(ii) If $e \in E(G)$ is an α -critical edge of G , then according to (i) we obtain:

$$n(G) = \alpha(G) + \mu(G) \leq \alpha(G - e) + \mu(G - e) = \alpha(G) + 1 + \mu(G - e) = n(G - e),$$

and this implies $\mu(G) = 1 + \mu(G - e)$, i.e., e is also μ -critical.

(iii) Let e_1, e_2 be two α -critical edges of G . We have to show that they are not incident. According to second part (ii), both edges are also μ -critical. Hence, it follows that $e_1, e_2 \in \cap\{M : M \text{ is a maximum matching of } G\}$ and this ensures that e_1, e_2 have no common endpoint. Consequently, the set of all α -critical edges of G yields a matching. ■

Notice that:

(a) Theorem 2.3(i) is not true for any μ -critical edge of a König-Egerváry graph; e.g., the edge e of $G = K_3 + e$ is μ -critical, but $G - e$ is not a König-Egerváry graph;

(b) Theorem 2.3(ii) is not true for any graph; e.g., all the edges of K_3 are α -critical, but none is also μ -critical;

(c) the converse of Theorem 2.3(ii) is not valid for any König-Egerváry graph; e.g., the edge e of graph $K_3 + e$ is μ -critical, but is not also α -critical. However, as we shall see later, (namely Proposition 2.6), the μ -critical edges are also α -critical in the case of bipartite graphs.

Corollary 2.4 *A König-Egerváry graph is α -critical if and only if it is isomorphic to K_2 .*

Since any bipartite graph is also a König-Egerváry graph, we obtain the following statement, due to Beineke, Harary and Plummer.

Theorem 2.5 [1] *No two α -critical edges of a bipartite graph are incident.*

Proposition 2.6 *If G is a bipartite graph, then its α -critical edges coincide with its μ -critical edges.*

Proof. By Theorem 2.3(ii), it suffices to show that any μ -critical edge e of G is also α -critical. Since $G - e$ is still bipartite, and hence, also a König-Egerváry graph, it follows that $\alpha(G - e) + \mu(G - e) = n(G) = \alpha(G) + \mu(G) = \alpha(G) + 1 + \mu(G - e)$, and this implies $\alpha(G - e) > \alpha(G)$, i.e., e is an α -critical edge of G . ■

In Theorem 4.2 we will meet another type of König-Egerváry graphs with this property. Notice that there are also non-bipartite König-Egerváry graphs in which their μ -critical edges are α -critical (see the graph in Figure 2).

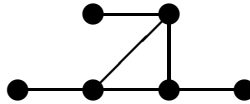


Figure 2: A Koenig-Egervary graph whose all μ -critical edges are α -critical.

It is well-known that if a tree has a perfect matching, then it is unique. Consequently, we obtain:

Corollary 2.7 *A tree has a perfect matching if and only if the set of its α -critical edges forms a maximal matching of the tree.*

Using the definition of König-Egerváry graphs and the fact that $\mu(G) \leq n(G)/2$ is true for any graph G , we get:

Lemma 2.8 *If G admits a perfect matching, then G is a König-Egerváry graph if and only if $\alpha(G) = \mu(G)$. If G is a König-Egerváry graph, then $\mu(G) \leq \alpha(G)$.*

Combining Corollary 2.7 and Lemma 2.8, we get the following result from [21].

Corollary 2.9 [21] *If a tree T has a perfect matching M , then all the edges of M are α -critical and $2\alpha(T) = n(T)$.*

Proposition 2.10 *If $G = (V, E)$ is a König-Egerváry graph, then the following assertions are true:*

- (i) *any $S \in \Omega(G)$ meets each μ -critical edge in exactly one vertex;*
- (ii) *any $S \in \Omega(G)$ meets each α -critical edge in exactly one vertex;*
- (iii) *if G has a maximal matching consisting of only α -critical edges, then it is the unique perfect matching of G .*

Proof. (i) and (ii) By Theorem 2.3(ii), any α -critical edge of G is also μ -critical. Consequently, we infer that

$$\{e \in E : e \text{ is } \alpha\text{-critical}\} \subseteq \cap \{M : M \text{ is a maximum matching of } G\} \subseteq (S, V - S)$$

holds for any $S \in \Omega(G)$, according to Lemma 2.2. It follows that if $e = xy$ is an α -critical or a μ -critical edge of G , then any $S \in \Omega(G)$ contains one of x and y , (since clearly, no stable set may contain both x and y).

(iii) Let M be a maximal matching of G consisting of only α -critical edges. By Theorem 2.3, all the edges of M are also μ -critical. Therefore, we infer that M is included in any maximum matching of G , and because M is a maximal matching, it results that M is the unique maximum matching of G . Suppose, on the contrary, that M is not perfect, and let $S \in \Omega(G)$. According to Proposition 2.1, G can be written as $G = S * H$, with $n(H) = |M| = \mu(G)$, and by Lemma 2.2 we have that $M \subseteq (S, V - S)$. Since G is a König-Egerváry graph without perfect matchings, Lemma 2.8 implies $|S| = \alpha(G) > \mu(G) = |M|$. Hence, it follows that there are at least two vertices $v_1, v_2 \in S$ having a common neighbor $w \in V(H)$ and such that one of them, say v_1 , is unmatched by M and $v_2w \in M$. Thus, $M \cup \{v_1w\} - \{v_2w\}$ is another maximum matching of G , in contradiction with the uniqueness of M . Consequently, M must be also perfect. ■

For trees, Proposition 2.10(ii) was proved by Zito in [21].

Notice that the matching in Proposition 2.10(iii) is not necessarily formed by pendant edges; e.g., P_6 has such a matching. Concerning the uniqueness of this matching, it is worth mentioning that: (a) if G is not a König-Egerváry graph, then it may have several different maximum matchings consisting of only α -critical edges (e.g., C_5); (b) if a König-Egerváry graph has a unique perfect matching, then it may contain non- α -critical edges (e.g., the edge e of $K_3 + e$ is not α -critical, but it belongs to the unique perfect matching of $K_3 + e$).

3 Equalities and Inequalities between Parameters

If $v \in N(\text{core}(G))$, then clearly follows that $v \in V(G) - S$, for any $S \in \Omega(G)$, that is $N(\text{core}(G)) \subseteq \cap\{V - S : S \in \Omega(G)\}$ holds for any graph G .

Lemma 3.1 [13] *If $G = (V, E)$ is a König-Egerváry graph, then*

$$N(\text{core}(G)) = \cap\{V - S : S \in \Omega(G)\}.$$

Notice that there are graphs that do not enjoy the above equality, for example, the graph G in Figure 3(a) has $N(\text{core}(G)) = \emptyset$ and $\cap\{V - S : S \in \Omega(G)\} = \{v\}$. There exist non-König-Egerváry graphs for which $N(\text{core}(G)) = \cap\{V - S : S \in \Omega(G)\}$, (see, for instance, the graph G from Figure 3(b)).



Figure 3: (a) G is non-König-Egerváry with $N(\text{core}(G)) \neq \cap\{V - S : S \in \Omega(G)\}$; (b) G is a non-König-Egerváry graph with $N(\text{core}(G)) = \cap\{V - S : S \in \Omega(G)\}$.

Proposition 3.2 *If $G = (V, E)$ is a König-Egerváry graph, $G_0 = G - N[\text{core}(G)]$ and $S \in \Omega(G)$, then the following assertions are true:*

- (i) $|\text{core}(G)| \geq |N(\text{core}(G))|$;
- (ii) $|S - \text{core}(G)| = |V - S - N(\text{core}(G))|$;
- (iii) G_0 has a perfect matching and it is also a König-Egerváry graph.

Proof. According to Proposition 2.1, G can be written as $G = S * H$, where $H = G[V - S]$ has $n(H) = \mu(G)$. Let denote $A = S - \text{core}(G)$ and $B = V(H) - N(\text{core}(G))$. In [12] it has been proved that $|A| \leq |B|$ holds for any graph G . Since $\cap\{V - S : S \in \Omega(G)\} \subseteq V(H)$, and $N(\text{core}(G)) = \cap\{V - S : S \in \Omega(G)\}$ (see Lemma 3.1), we obtain $B = V(H) - \cap\{V - S : S \in \Omega(G)\}$.

(i) Since $|A| + |\text{core}(G)| = \alpha(G) \geq \mu(G) = n(H) = |B| + |N(\text{core}(G))|$ and, on the other hand $|A| \leq |B|$, it follows that $|\text{core}(G)| \geq |N(\text{core}(G))|$.

(ii) Let M be a maximum matching in G . Since G is a König-Egerváry graph, Lemma 2.2 ensures that M is included in $(S, V(H))$, and $|M| = \mu(G) = n(H)$. The matching M matches B into A , because there are no edges connecting B and $\text{core}(G)$. Hence, $|B| \leq |A|$. Together with $|A| \leq |B|$ $|A| \leq |B|$, it implies $|A| = |B|$, i.e., $|S - \text{core}(G)| = |V - S - N(\text{core}(G))|$, and that $M \cap (A, B)$ is a perfect matching of $G[A \cup B]$.

(iii) Since, in fact, $G_0 = G[A \cup B]$, it follows necessarily that G_0 has a perfect matching. In addition, because A is stable, we get $\alpha(G_0) \leq \mu(G_0) = |A| \leq \alpha(G_0)$, i.e., $\alpha(G_0) = \mu(G_0)$, and according to Lemma 2.8, G_0 must be also a König-Egerváry graph. ■

Corollary 3.3 *If G is a König-Egerváry graph, then $\alpha(G) + \sigma(G) = \mu(G) + \xi(G)$.*

Proof. By Lemma 3.1, $N(\text{core}(G)) = \cap\{V - S : S \in \Omega(G)\}$ and according to Proposition 3.2(ii), $|S - \text{core}(G)| = |V - S - N(\text{core}(G))|$. Hence, we obtain that $\alpha(G) - \xi(G) = |S - \text{core}(G)| = |V - S - N(\text{core}(G))| = \mu(G) - \sigma(G)$. ■

Let us observe that there exist non-König-Egerváry graphs satisfying the equality $\alpha(G) + \sigma(G) = \mu(G) + \xi(G)$ (see graph W_1 in Figure 6). It is also interesting to notice that there exists a non-König-Egerváry graph enjoying the property that its subgraph $G_0 = G - N[\text{core}(G)]$ has a perfect matching (see Figure 8). Figure 4 shows a non-König-Egerváry graph G whose G_0 has no perfect matching.

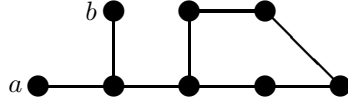


Figure 4: G is a non-König-Egerváry graph with $\text{core}(G) = \{a, b\}$ and $G_0 = C_5$.

Lemma 3.4 Let $G = (V, E)$ and $G_0 = G - N[\text{core}(G)]$. Then the following assertions are valid:

- (i) no α -critical edge in G has an endpoint in $N[\text{core}(G)]$;
- (ii) $\alpha(G) = \alpha(G_0) + \xi(G)$, $\Omega(G_0) = \{S \cap V(G_0) : S \in \Omega(G)\}$, $\text{core}(G_0) = \emptyset$;
- (iii) $e = xy$ is an α -critical edge of G if and only if e is an α -critical edge of G_0 .

Proof. (i) Let $e = xy$ be an α -critical edge in G , and let $\overline{S} \in \Omega(G - e)$. Since $|\overline{S}| = \alpha(G - e) > \alpha(G)$, it follows that $x, y \in \overline{S}$ and $\overline{S} - \{x\}, \overline{S} - \{y\} \in \Omega(G)$. Now, the inclusion $N(\text{core}(G)) \subseteq \cap\{V - S : S \in \Omega(G)\}$ completes the proof that no α -critical edge in G has an endpoint in $N(\text{core}(G))$, and respectively, in $\text{core}(G)$.

(ii) By definition of G_0 , if $S \in \Omega(G)$, then $S - \text{core}(G) = S \cap V(G_0)$, and therefore

$$\alpha(G) - \xi(G) = |S - \text{core}(G)| \leq \alpha(G_0).$$

For any $S_{G_0} \in \Omega(G_0)$ we have that $S_{G_0} \cup \text{core}(G)$ is stable, and hence

$$|S_{G_0} \cup \text{core}(G)| = \alpha(G_0) + \xi(G) \leq \alpha(G).$$

Consequently, we get $\alpha(G) = \alpha(G_0) + \xi(G)$. Now it is easy to check that $\Omega(G_0) = \{S \cap V(G_0) : S \in \Omega(G)\}$ and $\text{core}(G_0) = \emptyset$.

(iii) Let $e = xy$ be an α -critical edge of G . By (i), we infer that $e \in E(G_0)$, and as we saw above, there is some stable set S_{xy} such that $S_{xy} \cup \{x\}, S_{xy} \cup \{y\} \in \Omega(G)$ and $S_{xy} \cup \{x, y\} \in \Omega(G - e)$. Hence, (ii) implies that

$$V(G_0) \cap (S_{xy} \cup \{x\}), V(G_0) \cap (S_{xy} \cup \{y\}) \in \Omega(G_0) \text{ and } V(G_0) \cap (S_{xy} \cup \{x, y\}) \in \Omega(G_0 - e),$$

because $V(G_0) \cap (S_{xy} \cup \{x, y\})$ is stable in $G_0 - e$ and larger than $V(G_0) \cap (S_{xy} \cup \{x\})$. Therefore, e is α -critical in G_0 , as well. Similarly, we can show that any α -critical edge of G_0 is α -critical in G too. ■

Proposition 3.5 *If G is a König-Egerváry graph, then*

- (i) $\xi(G) + \eta(G) \leq \alpha(G)$;
- (ii) $\sigma(G) + \eta(G) \leq \mu(G)$;
- (iii) $\xi(G) + 2\eta(G) + \sigma(G) \leq n(G)$.

Proof. For any $S \in \Omega(G)$, we have that $\text{core}(G) \subseteq S$, and by Lemma 3.4(i), no α -critical edge has an endpoint in $\text{core}(G)$. In addition, according to Proposition 2.10(ii), S meets each α -critical edge in exactly one vertex. Hence, it follows that $\xi(G) + \eta(G) \leq \alpha(G)$, and using Corollary 3.3 we obtain (ii). Clearly, (iii) follows from (i) and (ii). ■

Notice that $\xi(K_3 + e) + \eta(K_3 + e) = \alpha(K_3 + e)$ and also $\eta(K_3 + e) + \sigma(K_3 + e) = \mu(K_3 + e)$, but there are König-Egerváry graphs satisfying $\xi(G) + \eta(G) < \alpha(G)$ and $\eta(G) + \sigma(G) < \mu(G)$. For instance, $G = C_6$, and also the graph W in Figure 5 is a König-Egerváry non-bipartite graph that has $\eta(W) = |\{e\}| = 1, \xi(W) = |\{a\}| = 1 = \sigma(W), \alpha(W) = \mu(W) = 4$.

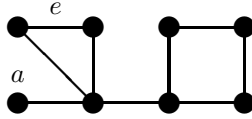


Figure 5: W is a non-bipartite König-Egerváry graph and $\xi(W) + \eta(W) < \alpha(W)$.

Observe that Proposition 3.5 is not true for general graphs; e.g., the graph W_1 in Figure 6 has $\alpha(W_1) = 3, \mu(W_1) = 2, \eta(W_1) = 3, \xi(W_1) = 2, \sigma(W_1) = 1$. However, there are non-König-Egerváry graphs satisfying $\xi(G) + \eta(G) < \alpha(G)$ and $\eta(G) + \sigma(G) < \mu(G)$, for example, the graph W_2 in Figure 6 has $\alpha(W_2) = 3, \eta(W_2) = |\{ab, cd\}|, \xi(W_2) = \sigma(W_2) = 0$. There also exist non-König-Egerváry graphs satisfying $\xi(G) + \eta(G) = \alpha(G)$ and $\eta(G) + \sigma(G) = \mu(G)$, e.g., the graph W_3 in Figure 6. Nevertheless, $\xi(K_5 - e) + \eta(K_5 - e) = \alpha(K_5 - e)$, but $\eta(K_5 - e) + \sigma(K_5 - e) > \mu(K_5 - e)$.

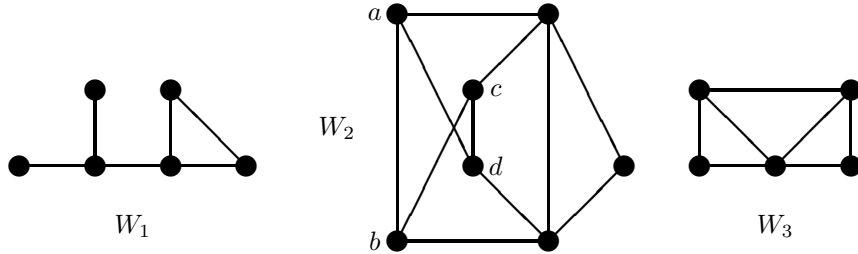


Figure 6: Non-König-Egerváry graphs.

Proposition 3.6 *If G is a König-Egerváry graph, then the following assertions are equivalent:*

- (i) $\xi(G) + \eta(G) = \alpha(G)$;
- (ii) $\sigma(G) + \eta(G) = \mu(G)$;
- (iii) $\xi(G) + 2\eta(G) + \sigma(G) = n(G)$.

Proof. Suppose that $\xi(G) + \eta(G) = \alpha(G)$. According to Corollary 3.3, we get that $\mu(G) = \alpha(G) + \sigma(G) - \xi(G) = \xi(G) + \eta(G) + \sigma(G) - \xi(G) = \eta(G) + \sigma(G)$. The converse is proven in the same way.

Suppose $\xi(G) + 2\eta(G) + \sigma(G) = n(G)$. Proposition 3.5 claims that $\xi(G) + \eta(G) \leq \alpha(G)$ and $\sigma(G) + \eta(G) \leq \mu(G)$. Together with $\alpha(G) + \mu(G) = n(G)$, which is true for König-Egerváry graphs, it gives us the two equalities needed. Conversely, if, for instance, $\xi(G) + \eta(G) = \alpha(G)$ then, as we already proved, $\sigma(G) + \eta(G) = \mu(G)$. Summing these two equalities we obtain $\xi(G) + 2\eta(G) + \sigma(G) = n(G)$. ■

4 König-Egerváry Graphs for which $\xi + \eta = \alpha$

Lemma 4.1 *Let G be a König-Egerváry graph and $G_0 = G - N[\text{core}(G)]$. If G_0 has a unique perfect matching then its α -critical edges coincide with its μ -critical edges.*

Proof. By Theorem 2.3, it is enough to show that all the edges of M (the unique perfect matching of G_0) are also α -critical.

According to Proposition 2.1, we may write G as $G = S * H$, where $S \in \Omega(G)$ and $H = G[V - S]$ has $n(H) = \mu(G)$. By virtue of Lemma 3.4(ii), G_0 has $\alpha(G_0) = |S - \text{core}(G)| = q$ and $\text{core}(G_0) = \emptyset$. Let $M = \{a_i b_i : 1 \leq i \leq q\}$ and suppose that $\{a_i : 1 \leq i \leq q\} = A \subseteq S$. We shall show that any $a_i b_i \in M$ is α -critical, by exhibiting a maximum stable set S_0 in G_0 that satisfies: $b_i \in S_0$ and $S_0 \cap N(a_i) = \{b_i\}$. For the sake of simplicity, let us take $i = 1$. In the sequel, if $D \subseteq V(G_0)$, then by $M(D)$ we mean the set of vertices, which D is matched onto.

Claim 1. There exists some $S_0 \in \Omega(G_0)$ with $b_1 \in S_0$.

Otherwise, any $W \in \Omega(G_0)$ contains a_1 , because $|M| = |W|$ and $|W \cap \{a_j, b_j\}| = 1$ holds for every $j \in \{1, 2, \dots, q\}$. Hence, it follows that $a_1 \in \text{core}(G_0)$, in contradiction with $\text{core}(G_0) = \emptyset$.

Claim 2. The following procedure gives rise to some $S_0 \in \Omega(G_0)$ that contains b_1 .

Input: $G_0, A = \{a_1, a_2, \dots, a_q\}, b_1 \in B = \{b_1, b_2, \dots, b_q\} = M(A)$;

Output: $b_1 \in S_0 \in \Omega(G_0)$;

$S_0 := \{b_1\}$;

$D := \{b_1\}$;

while $(N(D) \cap A) - M(S_0) \neq \emptyset$ **do**

begin

Step 1. $S_1 := S_0$;

Step 2. $S_0 := S_0 \cup M((N(D) \cap A) - M(S_0))$;

Step 3. $D := S_0 - S_1$;

end

Step 4. $S_0 := S_0 \cup M(B - S_0)$.

Clearly, $|S_0| = q$ and no edge of G_0 joins some $a_l \in S_0$ to any $b_j \in S_0$, according to building procedure of S_0 . Any maximum stable set $W \in \Omega(G_0)$ that contains b_1 must contain also all $b_j \in S_0$, because $|W| = |M|$ and $|W \cap \{a_j, b_j\}| = 1$ holds for every $j \in \{1, 2, \dots, q\}$. Hence, the set $\{b_j : b_j \in S_0\}$ is stable, and consequently, we

obtain that $S_0 \in \Omega(G_0)$. An example of $S_0 \in \Omega(G_0)$ obtained by this procedure is illustrated in Figure 7.

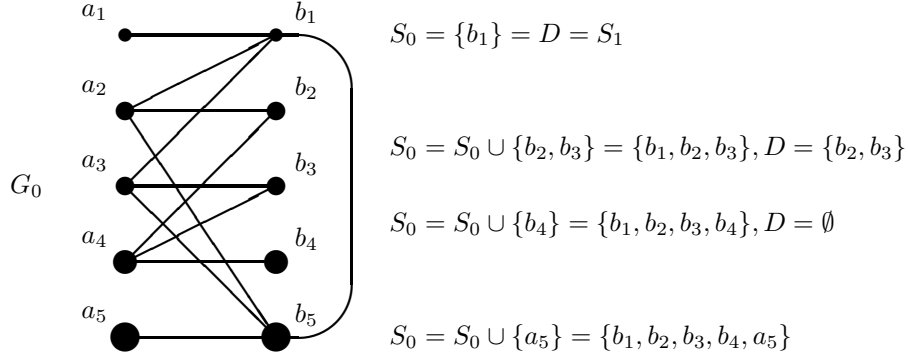


Figure 7: The graph G_0 has a unique perfect matching and $\xi(G_0) = 0$.

Claim 3. $S_0 \cup \{a_1\} \in \Omega(G_0 - a_1b_1)$, and hence, the edge a_1b_1 is α -critical in G_0 .

Firstly, no $a_i \in S_0$ is adjacent to a_1 , because $a_i, a_1 \in A$. Secondly, no $b_j \in S_0 - \{b_1\}$ is adjacent to a_1 , otherwise there exists an even cycle C , with half of its edges belonging to M , which means that $(M - E(C)) \cup (E(C) - M)$ is another perfect matching in G_0 , in contradiction with the premises on G_0 . Therefore, $S_0 \cup \{a_1\} \in \Omega(G_0 - a_1b_1)$ and this implies that the edge a_1b_1 is α -critical in G_0 . Since a_1b_1 is an arbitrary edge of M , we may conclude that all the edges of M are α -critical in G_0 . ■

It is interesting to notice that if G_0 were bipartite for every König-Egerváry graph G , then it would be possible to prove Lemma 4.1 using only Proposition 2.6. Figures 2, 7 show that Proposition 2.6 is not enough for our purposes, because there exist non-bipartite König-Egerváry graphs G with nonempty cores and whose $G_0 = G - N[\text{core}(G)]$ have a unique perfect matching.

Theorem 4.2 *Let G be a König-Egerváry graph and $G_0 = G - N[\text{core}(G)]$. Then the following assertions are equivalent:*

- (i) G_0 has a unique perfect matching;
- (ii) α -critical edges of G_0 form a maximal matching in G_0 ;
- (iii) $\xi(G) + \eta(G) = \alpha(G)$;
- (iv) $\sigma(G) + \eta(G) = \mu(G)$;
- (v) $\xi(G) + 2\eta(G) + \sigma(G) = n(G)$.

Proof. According to Proposition 3.2, G_0 is also a König-Egerváry graph and has a perfect matching, say M_0 .

(i) \Leftrightarrow (ii) If M_0 is the unique perfect matching of G_0 , all its edges are μ -critical and, by Lemma 4.1, α -critical, as well. In other words, the α -critical edges of G_0 form a maximal matching. The converse is true according to Proposition 2.10(iii).

(i) \Rightarrow (iii) Assume that M_0 is the unique perfect matching of G_0 . By Lemma 3.4(ii), it follows that $\alpha(G_0) = \alpha(G) - \xi(G)$. Lemma 3.4(iii) and the uniqueness of M imply that $\alpha(G_0) = \eta(G_0) = \eta(G)$. Hence, it results in $\xi(G) + \eta(G) = \alpha(G)$.

(iii) \Leftrightarrow (iv) \Leftrightarrow (v) It is the claim of Proposition 3.6.
(v) \Rightarrow (ii) By Proposition 3.1,

$$|N(\text{core}(G))| = |\cap \{V - S : S \in \Omega(G)\}| = \sigma(G).$$

Hence, $n(G_0) = n(G) - \xi(G) - \sigma(G)$. Now, our premise claims that $2\eta(G) = n(G_0)$. By Lemma 3.4(iii) we obtain $2\eta(G_0) = n(G_0)$. According to Theorem 2.3(iii) the set of α -critical edges of G form a matching, say M . Applying again Lemma 3.4(iii), we see that $M_0 = M$ and it consists of α -critical edges of G_0 . ■

Notice that Theorem 4.2 fails for non-König-Egerváry graphs. In Figure 8 is presented a non-König-Egerváry graph G having $\xi(G) = |\{v\}| = 1, \eta(G) = 10$, (all the edges of the two C_5 are α -critical), $\alpha(G) = 5 < \mu(G) = 6$, but $G_0 = G - N[\text{core}(G)]$ owns a unique perfect matching.

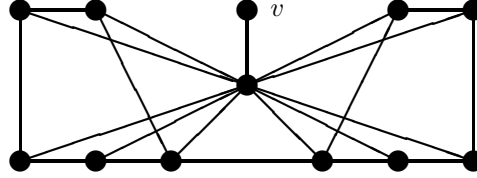


Figure 8: A non-Koenig-Egervary graph satisfying $\xi(G) + \eta(G) < \alpha(G)$.

Now using Theorem 4.2 we are giving a new characterization of the bipartite graphs that have a unique perfect matching (see some previous discussions of this topic in [3] and [15]). This result generalizes Corollary 2.9.

Corollary 4.3 *Let G be a bipartite graph. Then the following assertions are equivalent:*

- (i) G has a unique perfect matching;
- (ii) α -critical edges of G form a maximal matching;
- (iii) $\eta(G) = \alpha(G)$;
- (iv) $\eta(G) = \mu(G)$;
- (v) $2\eta(G) = n(G)$.

Proof. (i) \Leftrightarrow (ii) If M is the unique perfect matching of G , all its edges are μ -critical and, by Proposition 2.6, α -critical, as well. In other words, the α -critical edges of G form a maximal matching. The converse is true according to Proposition 2.10(iii).

The other equivalences follow from Theorem 4.2, and the observation that if a bipartite graph has a perfect matching, then the two stable sets of its standard partition are maximum, and, consequently, $\xi(G) = 0$. ■

It is interesting to notice that the equality $2\alpha(G) = n(G)$ mentioned in Corollary 2.9 follows from Corollary 4.3, but it can not join the above series of equivalences (see, for example, C_4).

Let us also observe that for the bipartite graph G in Figure 9, the subgraph $G_0 = G - N[\text{core}(G)]$ has more than one perfect matching.

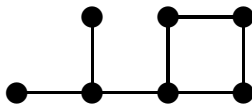


Figure 9: $\xi(G) = 2, \eta(G) = 0, \alpha(G) = 4, \sigma(G) = 1, \mu(G) = 4, n(G) = 7$.

Proposition 4.4 *If G is a König-Egerváry graph and there is some $S \in \Omega(G)$ such that the set $W = (S, V(G) - S)$ generates a forest, then*

$$\xi(G) + \eta(G) = \alpha(G), \sigma(G) + \eta(G) = \mu(G), \text{ and } \xi(G) + 2\eta(G) + \sigma(G) = n(G).$$

Proof. If $G_0 = G - N[\text{core}(G)]$, $A = S - \text{core}(G)$, $B = V(G) - S - N(\text{core}(G))$, then Proposition 3.2(iii) implies that G_0 is also a König-Egerváry graph and has a perfect matching, say M . Let G_1 be the partial graph of G_0 having $W \cap E(G_0)$ as edge set. Then, M is a perfect matching in G_1 , as well. Since G_1 is a forest, M is unique. By Lemma 2.2, any maximum matching of G_0 is contained in (A, B) , and since the edges from (A, B) yield a unique perfect matching, namely M , it follows that M is the unique perfect matching of G_0 itself. Hence, according to Theorem 4.2, we obtain that $\xi(G) + \eta(G) = \alpha(G)$. By Proposition 3.5(iii), it implies $\sigma(G) + \eta(G) = \mu(G)$, and immediately $\xi(G) + 2\eta(G) + \sigma(G) = n(G)$. ■

It is worth observing that if $(S, V(G) - S)$ generates a forest for some $S \in \Omega(G)$, this is not necessarily true for all maximum stable sets of G . For example, the graph G presented in Figure 10(i) and Figure 10(ii) has the partition $\{S_1 = \{a, b, c, d\} \in \Omega(G), V(G) - S_1\}$ such that $(S_1, V(G) - S_1)$ does not generate a forest, (see Figure 10(i)), while for the partition $\{S_2 = \{a, b, y, z\} \in \Omega(G), V(G) - S_2\}$ the set $(S_2, V(G) - S_2)$ generates a forest (see Figure 10(ii)). Let us also remark that the converse of Proposition 4.4 is not generally true. For instance, the graph in Figure 10(iii) is a counterexample.

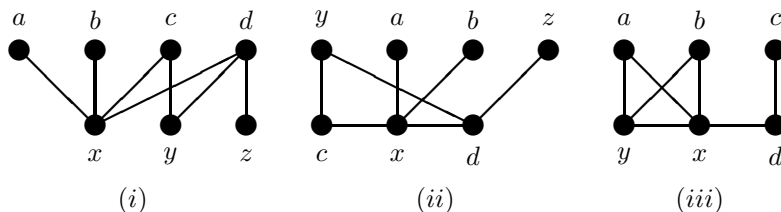


Figure 10: König-Egerváry graphs satisfying $\xi(G) + \eta(G) = \alpha(G)$.

Corollary 4.5 *If T is a tree, then*

$$\xi(T) + \eta(T) = \alpha(T), \sigma(T) + \eta(T) = \mu(T), \text{ and } \xi(T) + 2\eta(T) + \sigma(T) = n(T).$$

As a consequence of Corollary 4.5, we obtain:

Corollary 4.6 [21] *If T is a tree, then a vertex $v \in V(T)$ is in some but not in all maximum stable sets of T if and only if v is an endpoint of an α -critical edge.*

Proof. If $v \in V(T)$ is in some but not in all maximum stable sets of T , then there exists $S \in \Omega(T)$ such that $v \in S - \text{core}(T)$. By Theorem 2.3, α -critical edges of T form a matching. Proposition 2.6 ensures that they are also μ -critical, because T is bipartite. Consequently, these edges belong to any maximum matching, which, according to Lemma 2.2, is included in $(S, V(T) - S)$. Since, by Lemma 3.4(i), no α -critical edge has an endpoint in $N[\text{core}(T)]$, and Corollary 4.5 ensures that $\eta(T) = \alpha(T) - \xi(T) = |S - \text{core}(T)|$, we infer that v must be an endpoint of an α -critical edge.

Conversely, let $e = vw$ be an α -critical edge in T and $\bar{S} \in \Omega(T - e)$. Since $|\bar{S}| = \alpha(T - e) > \alpha(T)$, it follows that $v, w \in \bar{S}$ and therefore, $\bar{S} - \{v\}, \bar{S} - \{w\} \in \Omega(T)$. Hence, v is in some, namely, in $\bar{S} - \{w\}$, but not in all maximum stable sets of T , namely, not in $\bar{S} - \{v\}$. ■

Notice that Corollary 4.5 and Corollary 4.6 are not valid for general bipartite graphs (see, for instance, the graph in Figure 9).

5 Conclusions

In this paper we state several properties of α -critical and μ -critical edges belonging to König-Egerváry graphs. These findings generalize some previously known results for trees and bipartite graphs. We have proved that for bipartite graphs and for some special König-Egerváry graphs, their sets of α -critical edges and μ -critical edges coincide. It seems to be interesting to characterize all the graphs having this property. From the other point of view, since the α -critical edges of a König-Egerváry graph span disjoint cliques of order two, one may be interested in describing the type of graphs where their α -critical edges span disjoint cliques of order larger than two. Another challenging problem is to describe classes of non-König-Egerváry graphs G satisfying $\xi(G) + \eta(G) = \alpha(G)$, $\xi(G) + \eta(G) \leq \alpha(G)$, and/or $\alpha(G) + \sigma(G) = \mu(G) + \xi(G)$.

References

- [1] L. W. Beineke, F. Harary and M. D. Plummer, *On the critical lines of a graph*, Pacific Journal of Mathematics **22** (1967) 205-212.
- [2] J. M. Bourjolly and W. R. Pulleyblank, *König-Egerváry graphs, 2-bicritical graphs and fractional matchings*, Discrete Applied Mathematics **24** (1989) 63-82.
- [3] K. Cechlárová, *The uniquely solvable bipartite matching problem*, Operations Research Letters **10** (1991) 221-224.
- [4] R. W. Deming, *Independence numbers of graphs - an extension of the König-Egerváry theorem*, Discrete Mathematics **27** (1979) 23-33.
- [5] E. Egerváry, *On combinatorial properties of matrices*, Matematikai Lapok **38** (1931) 16-28.

- [6] S. Foldes and P. L. Hammer, *Split Graphs*, Proceedings of 8th Southeastern Conference on Combinatorics, Graph Theory and Computing (F. Hoffman et al. eds), Louisiana State University, Baton Rouge, Louisiana, 311-315.
- [7] T. W. Haynes, L. M. Lawson, R. C. Brigham and R. D. Dutton, *Changing and unchanging of the graphical invariants: minimum and maximum degree, maximum clique size, node independence number and edge independence number*, *Congressus Numerantium* **72** (1990) 239-252.
- [8] E. Korach, *On dual integrality, min – max equalities and algorithms in combinatorial programming*, University of Waterloo, Department of Combinatorics and Optimization, Ph.D. Thesis, 1982.
- [9] D. König, *Graphen und Matrizen*, *Matematikai Lapok* **38** (1931) 116-119.
- [10] E. L. Lawler, *Combinatorial Optimization: Networks and Matroids*, (1976) Holt, Rinehart and Winston.
- [11] V. E. Levit and E. Mandrescu, *Well-covered and König-Egerváry graphs*, *Congressus Numerantium* **130** (1998) 209-218.
- [12] V. E. Levit and E. Mandrescu, *Combinatorial properties of the family of maximum stable sets of a graph*, Los Alamos Archive, pre-print math.CO/9912047, 1999, 13 pp.
- [13] V. E. Levit and E. Mandrescu, *On α^+ -stable König-Egerváry graphs*, The Ninth SIAM Conference on Discrete Mathematics, University of Toronto, Canada (1998), Los Alamos Archive, pre-print math.CO/9912022, 1999, 13 pp.
- [14] L. Lovász and M. D. Plummer, *Matching theory*, *Annals of Discrete Mathematics* **29** (1986) North-Holland.
- [15] J. E. Martínez-Legaz, *On the uniqueness of perfect matching in bipartite graphs*, *Expositiones Mathematicae* **14** (1996) 473-480.
- [16] V. T. Paschos and M. Demange, *A generalization of König-Egerváry graphs and heuristics for the maximum independent set problem with improved approximation ratios*, *European Journal of Operation Research* **97** (1997) 580-592.
- [17] F. Sterboul, *A characterization of the graphs in which the transversal number equals the matching number*, *Journal of Combinatorial Theory Series B* **27** (1979) 228-229.
- [18] L. Suranyi, *On line critical graphs*, *Colloquia Mathematica Societatis Janos Bolyai* **10**, Infinite and finite sets (1973) 1411-1444.
- [19] B. Toft, *Coluring, Stable Sets and Perfect Graphs*, in: *Handbook of Combinatorics*, Volume 1, Chapter 4, eds. R.L. Graham, M. Grötschel and L. Lovász, (1995) Elsevier.

- [20] W. Wessel, *Criticality with respect to properties and operations in graph theory*, Colloquia Mathematica Societatis Janos Bolyai **37**, Infinite and finite sets (1981) 829-837.
- [21] J. Zito, *The structure and maximum number of maximum independent sets in trees*, Journal of Graph Theory **15** (1991) 207-221.