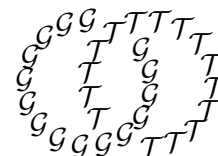


Geometry & Topology
Volume 4 (2000) 219–242
Published: 12 September 2000



Tight contact structures and taut foliations

KO HONDA
WILLIAM H KAZEZ
GORDANA MATIĆ

*Mathematics Department, University of Georgia
Athens, GA 30602, USA*

Email: honda@math.uga.edu, will@math.uga.edu, gordana@math.uga.edu

URL: <http://www.math.uga.edu/~honda>, <http://www.math.uga.edu/~will>

Abstract

We show the equivalence of several notions in the theory of taut foliations and the theory of tight contact structures. We prove equivalence, in certain cases, of existence of tight contact structures and taut foliations.

AMS Classification numbers Primary: 57M50

Secondary: 53C15

Keywords: Tight, contact structure, taut foliation

Proposed: Yasha Eliashberg
Seconded: Robion Kirby, David Gabai

Received: 21 April 2000
Revised: 20 July 2000

1 Introduction

The goal of this paper is to relate aspects of the theory of taut foliations and the theory of tight contact structures. Codimension–1 foliations of 3–manifolds have a rich and beautiful history. Highlights include the first examples on S^3 , due to Reeb, Haefliger’s proof of the non-existence of analytic foliations on S^3 , and Novikov’s proof of the necessity of Reeb components in foliations of S^3 . As a result of Gabai’s work, the class of foliations that have played the most important role in 3–dimensional topology, and especially in knot theory, are the taut foliations. The theory of tight contact structures, on the other hand, has not yet reached a phase where it can be applied effectively to the study of the topology of 3–manifolds. It is still concerned with basic questions about the structures themselves, such as existence and classification on even some of the simplest manifolds, such as handlebodies. The classification on S^3 and B^3 is due to Eliashberg in 1991, and the classification on T^3 has been known only since 1995 [21, 13]. Only recently has the classification been completed for lens spaces $L(p, q)$ [14, 17] and has the first example of a manifold with no tight contact structure been produced [9] (the Poincaré homology sphere $\Sigma(2, 3, 5)$ with one of its orientations).

Any relationship between these structures is not only interesting in its own right, but also provides hope and an indication that contact structures will become a valuable tool for studying 3–dimensional topology. Eliashberg and Thurston [10] bridged the gap between foliation theory and contact topology. Their seminal work opened the door and enabled an exchange of ideas between two neighboring fields. They proved that if a 3–manifold carries a taut foliation, then it also supports a tight contact structure (in fact, one for each orientation of the ambient manifold M). Although their method of perturbing a foliation into a contact structure is 3–dimensional, their method of proving tightness is not 3–dimensional, and instead uses the results from 4–dimensional symplectic topology on symplectic fillings. In [19] we reprove, and partially extend, their theorem using purely 3–dimensional techniques. The purpose of this paper is to prove a converse, in the case of a 3–manifold with boundary, namely that if it supports a tight contact structure, it supports a taut foliation. Note that we cannot hope to prove the converse in the case of a general closed manifold, since there are simple examples, like S^3 , which support tight contact structures but carry no taut foliations.

The techniques we use are based on a Haken decomposition theory, where the cutting manifolds are *convex surfaces*. In Section 2 of this paper, we briefly explain the notion of a convex surface in a contact manifold as introduced by

Giroux [12]. These appear to us to be the best kind of cutting surface for a decomposition of a manifold with a contact structure. In Section 3, we explain how to perturb a convex surface and a (not necessarily Legendrian) curve γ on it, so that γ becomes Legendrian. In Section 4 we will explain how to cut along convex surfaces with Legendrian boundary to perform a *convex splitting* on M . These will be used to cut the manifold eventually down to a union of balls. Each ball supports a unique tight contact structure up to isotopy rel boundary, by a fundamental theorem of Eliashberg [7]. The contact structure on M is therefore encoded in the splitting surfaces S together with characteristic foliation on S . Moreover, the characteristic foliation on a convex surface S is better encoded by a collection of curves called the *dividing set* Γ_S . Abstracting the idea of a 3-manifold M with ‘curved’ boundary $(\partial M, \Gamma)$ (Γ is a collection of curves), we define the notion of a *convex structure*. This notion closely resembles the notion of *sutured manifolds* introduced by Gabai [11] which we will recall in Section 5. Gabai used *sutured manifold decompositions* to construct taut foliations. We will show that a convex Haken decomposition is, in a sense, a generalization of a sutured manifold decomposition, and that the existence of a tight contact structure on a manifold with given convex structure on the boundary implies the existence of a taut foliation with the corresponding sutured manifold structure. Our main result, which incorporates important results of Gabai, Thurston and Eliashberg is:

Theorem 6.1 *Let (M, γ) be an irreducible sutured manifold with annular sutures, and let (M, Γ) be the associated convex structure. The following are equivalent.*

- (1) (M, γ) is taut.
- (2) (M, γ) carries a taut foliation.
- (3) (M, Γ) carries a universally tight contact structure.
- (4) (M, Γ) carries a tight contact structure.

2 Convex surfaces and convex structures

Let M be an oriented, compact 3-manifold (possibly with boundary). A *co-oriented positive contact structure* on M is a nowhere integrable 2-plane field $\xi \subset T_*M$ such that there is a global 1-form α for which $\alpha \wedge d\alpha = f\Omega$ with $f > 0$ and Ω a volume form, and for which $\xi = \ker \alpha$. α determines the orientation of ξ . A curve that is everywhere tangent to the contact structure ξ is

called *Legendrian*. If Σ is an embedded surface, ξ induces on it the *characteristic foliation* $\xi|_{\Sigma}$, which is defined to be the singular foliation consisting of the integral curves of $\xi \cap T_*\Sigma$ on Σ . Clearly these integral curves are Legendrian.

A contact structure ξ is said to be *overtwisted* if there exists a disk D which is everywhere tangent to ξ along the boundary. Such a disk D is called an *overtwisted disk*. A contact structure ξ which is not overtwisted is said to be *tight*. Eliashberg [4] showed that, for closed 3-manifolds, the set of overtwisted contact 2-plane fields is weak homotopy equivalent to the set of contact 2-plane fields (without any integrability conditions). Hence, the study of overtwisted contact structures is largely homotopy-theoretic (of course there is the problem of determining whether a contact structure is tight or overtwisted). Tight contact structures are less ubiquitous, and tend to reflect the topology of the 3-manifold in ways which are not very well-understood.

We say a vector field v on a contact manifold (M, ξ) is a *contact vector field* if its flow preserves ξ . An oriented properly embedded surface Σ in (M, ξ) is called *convex* if there is a contact vector field v transverse to Σ . The *dividing set* Γ_{Σ} of a convex surface Σ with respect to a transverse contact vector field v is the set of points x for which $v(x) \in \xi(x)$. The following is a fundamental theorem of Giroux [12].

Theorem 2.1 (Giroux [12]) *The dividing set Γ_{Σ} is a union of smooth curves which are transverse to the characteristic foliation $\xi|_{\Sigma}$. Moreover, the isotopy type of Γ_{Σ} is independent of the choice of v .*

The isotopy class of Γ_{Σ} is clearly preserved under an isotopy of Σ through a family of convex surfaces. Conversely, if \mathcal{F} is a singular foliation on Σ , then a disjoint union of properly embedded curves Γ is said to *divide* \mathcal{F} if there exists an I -invariant contact structure ξ on $\Sigma \times I$ such that $\mathcal{F} = \xi|_{\Sigma \times \{0\}}$ and Γ is the dividing set for $\Sigma \times \{0\}$.

Denote the number of connected components of Γ_{Σ} by $\#\Gamma_{\Sigma}$. The complement of the dividing set is the union of two subsets $\Sigma \setminus \Gamma_{\Sigma} = R_+ - R_-$. Here R_+ is the subsurface where the orientations of v and the normal orientation of ξ coincide, and R_- is the subsurface where they are opposite. If Σ is a surface with boundary, in this paper we also require that the boundary be a Legendrian curve for Σ to be called *convex*.

Theorem 2.2 (Giroux's Flexibility Theorem [12]) *Let Σ be a convex surface in a contact 3-manifold (M, ξ) with characteristic foliation $\xi|_{\Sigma}$, contact vector field v , and dividing set Γ . If \mathcal{F} is another singular foliation on Σ divided*

by Γ , then there is an isotopy $\phi_t: \Sigma \rightarrow M$, $t \in [0, 1]$, such that $\phi_0(\Sigma) = \Sigma$, $\xi|_{\phi_1(\Sigma)} = \mathcal{F}$, the isotopy is fixed on Γ , and $\phi_t(\Sigma)$ is transverse to v for all t .

Such an isotopy is said to be an *admissible isotopy* of a convex surface Σ with respect to a contact vector field $v \pitchfork \Sigma$. If the contact vector field v is omitted, it is implied that the isotopy is admissible with respect to some v .

Giroux also finds conditions under which a convex surface has a tight I -invariant contact neighborhood.

Theorem 2.3 (Giroux) *If $\Sigma \neq S^2$ is a convex surface in a contact manifold (M, ξ) , then Σ has a tight neighborhood if and only if no component of Γ_Σ is null-homotopic in Σ . If $\Sigma = S^2$, Σ has a tight neighborhood if and only if $\#\Gamma_\Sigma = 1$.*

We say that a contact structure on a manifold M with boundary ∂M is a *contact structure with convex boundary* if there is a contact vector field v on M transverse to ∂M . The following definition records the information about a contact structure near its convex boundary, but forgets the structure in the interior.

Definition 2.4 A *convex structure* is a quadruple $(M, \Gamma, R_-(\Gamma), R_+(\Gamma))$ where M is a compact oriented 3-manifold with nonempty boundary, Γ is a disjoint union of simple closed curves contained in ∂M nonempty on each component of ∂M , and $\partial M = R_+(\Gamma) \cup R_-(\Gamma)$, $R_+(\Gamma) \cap R_-(\Gamma) = \Gamma$. Moreover $R_+(\Gamma)$, $R_-(\Gamma)$ and Γ are oriented so that the orientation of $R_+(\Gamma)$ agrees with the orientation induced on ∂M by the orientation of M , and the orientation on $R_-(\Gamma)$ is the opposite one. Γ is oriented in such a way that if $\alpha \subset \partial M$ is an oriented arc with $\partial\alpha \subset R_+(\Gamma) \cup R_-(\Gamma)$ that intersects Γ transversely in one point and if $\Gamma \cdot \alpha = 1$ then α must start in $R_-(\Gamma)$ and end in $R_+(\Gamma)$.

A contact structure on M with convex boundary and a choice of a contact vector field v such that v is an oriented normal to ∂M induces a convex structure on M . Γ is defined to be the dividing set of ∂M with respect to v , and $R_+(\Gamma)$ and $R_-(\Gamma)$ are the regions of ∂M where the oriented normal vector n_ξ to the contact planes and v satisfy $n_\xi \cdot v > 0$ and $n_\xi \cdot v < 0$ respectively.

Definition 2.5 A convex structure $(M, \Gamma, R_-(\Gamma), R_+(\Gamma))$ carries a *tight contact structure* if there is a tight contact structure on M , and a contact vector field v such that v is an oriented normal for ∂M and both Γ , $R_-(\Gamma)$ and $R_+(\Gamma)$ are defined by v as above.

Note that if we change the orientation of the contact plane field ξ , $R_-(\Gamma)$ and $R_+(\Gamma)$ will switch.

3 Legendrian curves on convex surfaces

A Legendrian curve C and the oriented normal to ξ determine a framing along C . If Fr is another framing we define the *twisting number* $t(C, Fr)$ as the relative framing between the one determined by the oriented normal to ξ and Fr . If C lies on a surface Σ , $t(C, \Sigma)$ is defined to be the twisting number with respect to the framing defined on C by Σ . Observe that if C is a Legendrian curve on a convex surface Σ , then its twisting number $t(C, \Sigma)$ is equal $\frac{1}{2}\#(C \cap \Gamma_\Sigma)$, where $\#(C \cap \Gamma_\Sigma)$ denotes the geometric intersection number. In fact it is easy to show the following.

Proposition 3.1 *Let C be a Legendrian curve on a convex surface Σ with $t(C, \Sigma) = -n$. Then, after a small perturbation of Σ , there are local coordinates (x, y, z) so that a neighborhood of C in M is isomorphic to the neighborhood $N = \{(x, y, z) | x^2 + y^2 \leq \varepsilon\}$ in $\mathbb{R}^2 \times (\mathbb{R}/\mathbb{Z})$, where the set $x = 0$ corresponds to Σ , C is given by $x = y = 0$, and the contact structure is determined by the 1-form $\alpha = \sin(2\pi nz)dx + \cos(2\pi nz)dy$. If the contact vector field determining the dividing set Γ_Σ is $v = \frac{\partial}{\partial x}$, the dividing set is $\Gamma_\Sigma = \{(0, y, \frac{k}{2n}) | 0 \leq k \leq 2n\}$.*

It is a standard fact that any curve in a contact manifold has in its isotopy class a nearby Legendrian curve. However, even more is true: this can be achieved even when we require the curve to lie on a convex surface isotopic to a fixed one and with the same dividing set. Let us call a union of closed curves C on a convex surface Σ *nonisolating* if (1) C is transverse to Γ_Σ , and (2) every component of $\Sigma \setminus (\Gamma_\Sigma \cup C)$ has a boundary component which intersects Γ_Σ . Clearly this will be satisfied if every component of C intersects Γ_Σ .

Theorem 3.2 (Legendrian Realization Principle [17]) *Let C be a nonisolating collection of closed curves on a convex surface Σ . Then there exists an admissible isotopy ϕ_t , $t \in [0, 1]$, so that*

- (1) $\phi_0 = id$,
- (2) $\phi_t(\Sigma)$ are all convex,
- (3) $\phi_1(\Gamma_\Sigma) = \Gamma_{\phi_1(\Sigma)}$,
- (4) $\phi_1(C)$ is Legendrian.

It follows that a nonisolating collection C can be realized by a Legendrian collection C' with the same number of geometric intersections with Γ_Σ . A special case of this theorem, observed by Kanda, is the following:

Corollary 3.3 (Kanda) *If C is a closed curve in Σ such that $C \pitchfork \Gamma_\Sigma$ and $C \cap \Gamma_\Sigma \neq \emptyset$, then C can be realized as a Legendrian curve (in the sense of Theorem 3.2).*

Giroux [12] proved that a closed oriented embedded surface can be deformed through a C^∞ -small isotopy to a convex surface. The following relative version is proven in Honda [17].

Theorem 3.4 (Existence of Convex Surfaces) *Let $T \subset M$ be a compact, oriented, properly embedded surface with Legendrian boundary such that $t(C, T) \leq 0$ for all components C of ∂T . There exists a C^0 -small isotopy of T , which is the identity on ∂T , that takes T to a convex surface. The isotopy may be chosen to be C^∞ outside of a small neighborhood of ∂T .*

4 Convex decompositions

A 3-manifold M is *irreducible* if every embedded 2-sphere S^2 bounds a 3-ball B^3 . A properly embedded surface $\Sigma \subset M$ is *incompressible* if it contains no *compressing disk*, ie, an embedded disk $D \subset M$ with $D \cap \Sigma = \partial D$ which is homotopically nontrivial in Σ . A *Haken decomposition* of a 3-manifold M is a sequence

$$M = M_0 \xrightarrow{S_1} M_1 \xrightarrow{S_2} \dots \xrightarrow{S_n} M_n, \quad (1)$$

where S_{i+1} is an incompressible surface in M_i , $M_{i+1} = M_i \setminus S_{i+1}$, and M_n is a disjoint union of balls. *Haken manifolds* are 3-manifolds which admit Haken decompositions. Therefore, inductive arguments can often be applied to Haken manifolds. An irreducible manifold with non-empty boundary always has a Haken decomposition [20]. The idea we are pursuing in this paper is that when M has a contact structure, and we choose the splitting surfaces to be convex, the information about the contact structure on M can be recovered from the contact structure on the cut-up manifold $M \setminus S$ and the information contained in the dividing set on the splitting surface S . In this section we will describe how to perform *convex splittings* in the contact category.

When (M, ξ) is a contact structure with convex boundary, we can choose a Haken decomposition of $(M, \partial M)$ to be, at each step, performed along incompressible surfaces with boundary $(S, \partial S)$ properly embedded in $(M, \partial M)$. At

each step of the decomposition, we will do the same three things: perturb the cutting surface $(S, \partial S)$ to a convex surface with Legendrian boundary, cut (M, ξ) along S to obtain a manifold with corners $M \setminus S$ which inherits the restriction $\xi|_{M \setminus S}$ of ξ , and finally round corners to obtain a smooth manifold and a contact structure with convex boundary on it.

We first need to perturb ∂S . We isotop each component C of $\partial S \subset \partial M$ so that the geometric intersection $\#(C \cap \Gamma_{\partial M})$ is minimized, provided this number is ≥ 2 . If the minimum geometric intersection is 0, we can choose C so $\#(C \cap \Gamma_{\partial M}) = 2$, since every component of ∂M nontrivially intersects $\Gamma_{\partial M}$. We artificially force the extra intersections because cutting along Legendrian curves with twisting number 0 is not as easy to control. Now we can use the Legendrian Realization Principle (Theorem 3.2) to make ∂S Legendrian. Once we have prepared ∂S as above, we perturb the surface S so that near the boundary it is convex and the local picture is as in Figure 1.

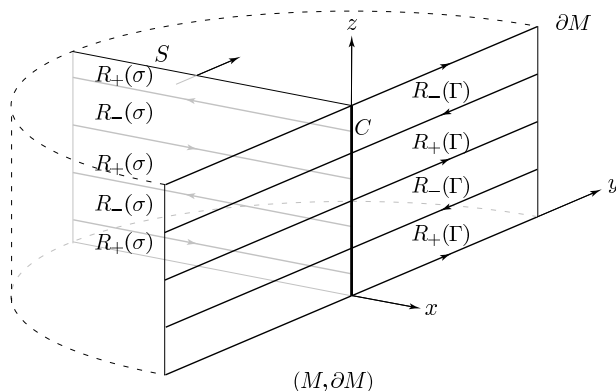


Figure 1

If C intersects the dividing set $\Gamma_{\partial M}$ geometrically $2n$ times, there is a neighborhood of C in M and local coordinates (x, y, z) on it isomorphic to $N = \{(x, y, z) | x^2 + y^2 < \varepsilon, x \leq 0\}$ in $\mathbb{R}^2 \times (\mathbb{R}/\mathbb{Z})$ where the set $A = \{(x, y, z) \in N | x = 0\}$ corresponds to an annular neighborhood of C in ∂M and $B = \{(x, y, z) \in N | y = 0\}$ to an annular neighborhood of C in S , and the 1-form $\alpha = \sin(2\pi n z) dx + \cos(2\pi n z) dy$ determines the contact structure. If we choose the contact vector fields for ∂M and S in these coordinates to be respectively $v_{\partial M} = \frac{\partial}{\partial x}$ and $v_S = \frac{\partial}{\partial y}$ it is easy to calculate that the dividing sets are $\Gamma_{\partial M} = \{0, y, \frac{k}{2n} | 0 \leq k < 2n\}$ and $\Gamma_S = \{(x, 0), \frac{1+2k}{4n} | 0 \leq k < 2n\}$.

If (M, Γ, R_+, R_-) is the convex structure associated to a contact structure ξ with convex boundary, and if S is a convex surface with Legendrian boundary

properly embedded in M and transverse to Γ , then the convex vector field v_S given by $\frac{\partial}{\partial y}$ in the local coordinates discussed above can be extended to a convex vector field on S , which will determine a dividing set σ on S as well as subsets $R_-(\sigma)$ and $R_+(\sigma)$, defined as in the case of a closed surface.

The next definition abstracts the properties of a properly embedded convex surface with Legendrian boundary in a contact manifold with convex boundary.

Definition 4.1 A surface with divides $(S, \sigma, R_+(\sigma), R_-(\sigma))$ is a compact oriented surface S , possibly with boundary, together with a disjoint collection of properly embedded arcs and simple closed curves σ and a decomposition into two subsurfaces $S = R_+(\sigma) \cup R_-(\sigma)$, $R_+(\sigma) \cap R_-(\sigma) = \sigma$. The orientation on $R_+(\sigma)$ is the orientation induced from S while $R_-(\sigma)$ has the opposite orientation. The components of σ are oriented so that if $\alpha \subset S$ is an oriented arc which intersects σ transversely in one point and $\sigma \cdot \alpha = 1$ then α starts in $R_-(\sigma)$ and ends in $R_+(\sigma)$.

Dividing curves on convex surfaces in tight contact manifolds satisfy special properties, as we saw in Theorem 2.3. For a convex surface with Legendrian boundary we have the following generalization:

Proposition 4.2 Let (M, ξ) be a tight contact manifold with convex boundary, and let σ be the dividing set of a convex surface S with Legendrian boundary ∂S transverse to the dividing set $\Gamma_{\partial M}$, such that every component of ∂S intersects $\Gamma_{\partial M}$. Then σ satisfies the following:

- (1) On each component of ∂S the points of $\sigma \cap \partial S$ alternate with the points of $\Gamma \cap \partial S$.
- (2) The orientation on each arc of σ is from $R_-(\Gamma)$ to $R_+(\Gamma)$.
- (3) No closed curve in σ bounds a disk in S .

Proof Parts 1 and 2 follow from the local coordinates picture discussed above and part 3 from Theorem 2.3. \square

When we split $(M, \partial M)$ along $(S, \partial S)$ we obtain a manifold with corners $M \setminus S$. To smooth the corners we use the following ‘‘corner-rounding’’ procedure. Each of the halves of N ,

$$N_- = \{(x, y, z) \in N \mid y \leq 0\}$$

and

$$N_+ = \{(x, y, z) \in N \mid y \geq 0\}$$

is replaced by the corresponding

$$N_-^r = \left\{ (x, y, z) \in N_- \mid x \leq \frac{-\varepsilon}{2} \text{ or } y \leq -\frac{\varepsilon}{2} + \sqrt{\frac{\varepsilon^2}{4} - \left(x + \frac{\varepsilon}{2}\right)^2} \right\}$$

and

$$N_+^r = \left\{ (x, y, z) \in N_+ \mid x \leq \frac{-\varepsilon}{2} \text{ or } y \leq +\frac{\varepsilon}{2} + \sqrt{\frac{\varepsilon^2}{4} - \left(x + \frac{\varepsilon}{2}\right)^2} \right\}.$$

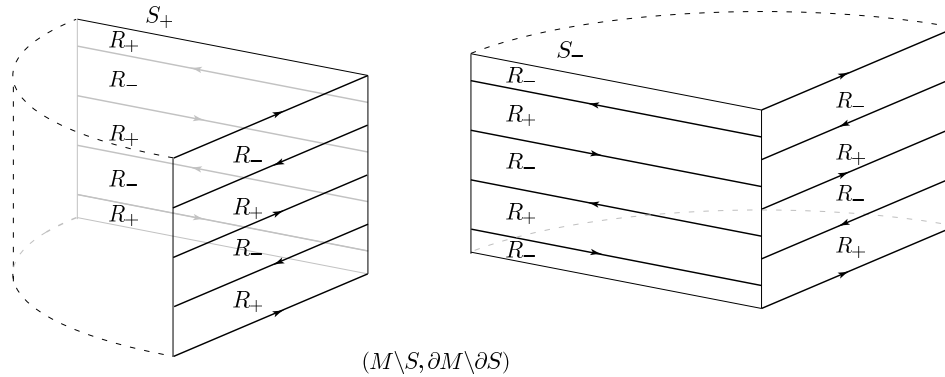


Figure 2

A quick look at the form $\alpha = \sin(2\pi n z)dx + \cos(2\pi n z)dy$ determining ξ and the normal vectors of the boundaries show, even without calculation, that the dividing set on the rounded boundary will be as in Figure 3. Clearly, $\ker\alpha = \text{span}\left\{\frac{\partial}{\partial z}, \cos(2\pi n z)\frac{\partial}{\partial x} - \sin(2\pi n z)\frac{\partial}{\partial y}\right\}$, and the contact vector fields all lie in the (x, y) -plane. It is an easy calculation to see that when the contact vector rotates counterclockwise in the (x, y) -plane, the z -coordinate of the dividing set decreases.

We introduce the notion of a *convex splitting* to formalize the process of obtaining the convex structure on the manifold with boundary $(M \setminus S, \partial M \setminus \partial S)$ by cutting $(M, \partial M)$ along the properly embedded convex surface with Legendrian boundary S , rounding the corners and looking at the new dividing set.

Definition 4.3 Let (S, σ) be a surface with divides that is properly embedded in a convex structure (M, Γ) so that S and σ are both transverse to Γ , and so that they satisfy properties 1–3 listed above. We say that (S, σ) defines a *convex splitting* $(M, \Gamma) \xrightarrow{(S, \sigma)} (M', \Gamma')$. M' is M split along S and is denoted $M' = M \setminus S$. $\partial M'$ contains two disjoint copies of S which are denoted S_+ and S_- . S_+ are the components such that the outward orientation it inherits

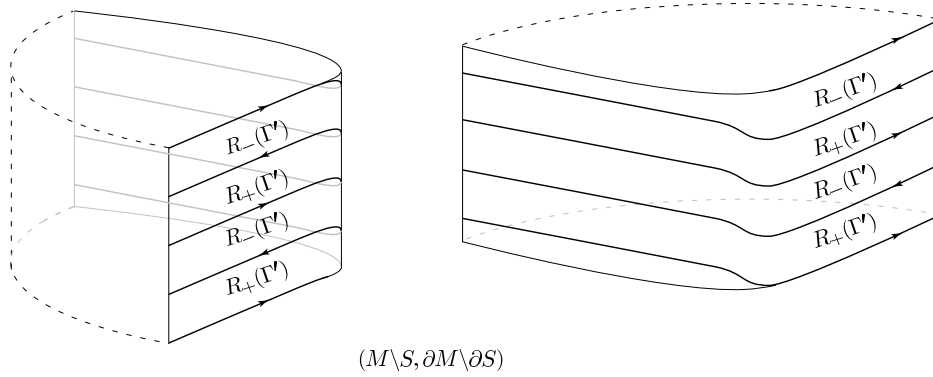


Figure 3

from M' agrees with the original orientation on S . Given a subset $X \subset S$ denote by X_+ the corresponding subset of S_+ , and similarly for X_- . Thus $\sigma_+, (R_+(\sigma))_+, (R_-(\sigma))_+$ are all subsets of S_+ . Define

$$\begin{aligned} R_+(\Gamma') &= (R_+(\Gamma) \setminus \partial S) \cup (R_+(\sigma))_+ \cup (R_-(\sigma))_- \\ R_-(\Gamma') &= (R_-(\Gamma) \setminus \partial S) \cup (R_-(\sigma))_+ \cup (R_+(\sigma))_- \\ \Gamma' &= R_+(\Gamma') \cap R_-(\Gamma'). \end{aligned}$$

Finally, smooth all corners so that $\partial M'$ is a smooth subset of M' and Γ' is a smooth subset of $\partial M'$.

If we perform a Haken decomposition of a tight contact manifold with convex boundary along embedded convex surfaces with Legendrian boundary, rounding corners at each step along the way, we obtain in the end a disjoint union of spheres with tight contact structures on them. The following facts now come into play:

Proposition 4.4 *Let ξ be a tight contact structure on B^3 with convex boundary. Then $\#\Gamma_{\partial B^3} = 1$.*

This is just Theorem 2.3 restated.

Theorem 4.5 (Eliashberg [7]) *Let ξ be a contact structure on a neighborhood of ∂B^3 for which ∂B^3 is convex and $\#\Gamma_{\partial B^3} = 1$. Then there exists a unique extension of ξ to a tight contact structure on B^3 , up to an isotopy which fixes the boundary.*

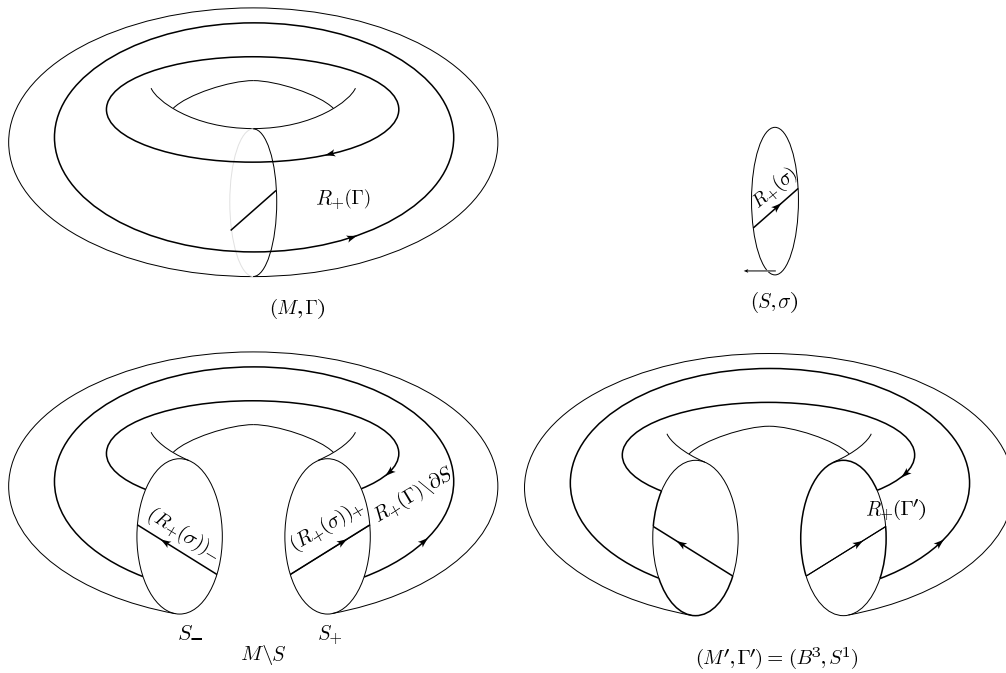


Figure 4

The decomposition of tight contact manifolds motivates the following definition of decomposability of convex structures.

Definition 4.6 A convex structure (M, Γ) is *decomposable* if there exists a sequence of convex splittings

$$(M, \Gamma) \xrightarrow{(S_1, \sigma_1)} (M_1, \Gamma_1) \rightsquigarrow \dots \xrightarrow{(S_n, \sigma_n)} (M_n, \Gamma_n)$$

such that (M_n, Γ_n) is a disjoint union of (B^3, S^1) 's.

We then have the following:

Theorem 4.7 *If (M, Γ) carries a tight contact structure, then it is decomposable.*

Proof Let ξ be a tight contact structure on M which is adapted to Γ . Consider the Haken decomposition

$$M = M_0 \xrightarrow{S_1} M_1 \xrightarrow{S_2} \dots \xrightarrow{S_n} M_n.$$

Let $\Gamma_0 = \Gamma$. Assume we have already performed convex splittings along convex surfaces with Legendrian boundary, so that we have (M_i, Γ_i) . In order to split along S_{i+1} in a convex manner, make ∂S_{i+1} Legendrian using the Legendrian Realization Principle, perturb S_{i+1} so it is convex with Legendrian boundary, form $M_i \setminus S_{i+1}$, and round the corners. This yields (M_{i+1}, Γ_{i+1}) . Since M is Haken, we eventually find that $M_n = \cup B^3$. Proposition 4.4 implies that for each B^3 we have $\#\Gamma_{\partial B^3} = 1$. \square

Corollary 4.8 *If (M, Γ) carries a tight contact structure, then $\chi(R_+(\Gamma)) = \chi(R_-(\Gamma))$.*

Proof If $(M, \Gamma) \xrightarrow{(S, \sigma)} (M', \Gamma')$, then a computation shows that $\chi(R_{\pm}(\Gamma')) = \chi(R_{\pm}(\Gamma)) + \chi(S)$. The result follows by induction on the length of the decomposition sequence for (M, Γ) . \square

5 Sutured vs convex decompositions

We now recall basic definitions from Gabai's theory of sutured manifolds [11]. It will be immediately obvious that they resemble the definitions just made. The point of this paper is to exploit the equivalence of basic notions in these theories.

Definition 5.1 *A sutured manifold (M, γ) is a compact oriented 3-manifold M together with a set $\gamma \subset \partial M$ of pairwise disjoint annuli $A(\gamma)$ and tori $T(\gamma)$. $R(\gamma)$ denotes $\partial M \setminus \text{int}(\gamma)$. Each component of $R(\gamma)$ is oriented. $R_+(\gamma)$ is defined to be those components of $R(\gamma)$ whose normal vectors point out of M and $R_-(\gamma)$ is defined to be $R(\gamma) \setminus R_+(\gamma)$. Each component of $A(\gamma)$ contains a *suture*, ie, a homologically nontrivial oriented simple closed curve. The set of sutures is denoted $s(\gamma)$. The orientation on $R_+(\gamma)$, $R_-(\gamma)$ and $s(\gamma)$ are related as follows. If $\alpha \subset \partial M$ is an oriented arc with $\partial\alpha \subset R(\gamma)$ that intersects $s(\gamma)$ transversely in one point and if $s(\gamma) \cdot \alpha = 1$, then α must start in $R_-(\gamma)$ and end in $R_+(\gamma)$.*

Definition 5.2 *A sutured manifold with annular sutures is a sutured manifold (M, γ) which satisfies the following:*

- (1) Every component of M has nonempty boundary.
- (2) Every component of ∂M contains a suture.

- (3) Every component of γ is an annulus.

Note that a sutured manifold (M, γ) with annular sutures determines, and is determined by, the *associated convex structure* (M, Γ) where $\Gamma = s(\gamma)$.

The definition of a *sutured manifold splitting* $(M, \gamma) \xrightarrow{S} (M', \gamma')$ is quite similar to the definition of a convex splitting. However, unlike convex splittings, we do not have dividing curves to prescribe on the splitting surface S .

Assume S is a properly embedded, oriented surface in M such that:

- (1) $\partial S \pitchfork \gamma$.
- (2) If S intersects an annular suture A in arcs, then no such arc separates A .
- (3) If S intersects an annular suture A in circles, then each such circle, with orientation induced from S , is homologous in A to the oriented core $s(\gamma) \cap A$.
- (4) If S intersects a toroidal suture T in circles, then no such circle is null-homologous in T , and any two such circles, with orientations induced from S , are homologous in T .
- (5) No component of S is a disk D with $\partial D \subset R(\gamma)$.
- (6) No component of ∂S bounds a disk in $R(\gamma)$.

Let $M' = M \setminus S$ and let S_+ and S_- be the copies of S contained in M' where the orientation induced by S points, respectively, out of and into M' . As a first approximation, let $R'_\pm(\gamma')$ be $(R_\pm(\gamma) \setminus S) \cup S_\pm$. γ' is supposed to separate $R'_+(\gamma')$ and $R'_-(\gamma')$ so define it to be the union of $\gamma \setminus S$ and $R'_+(\gamma') \cap R'_-(\gamma')$. Since γ' is supposed to be a union of annuli and tori, the actual definition of γ' is a union of $\gamma \setminus S$ and a regular neighborhood of $R'_+(\gamma') \cap R'_-(\gamma')$ and then $R'_\pm(\gamma')$ are shrunk by a corresponding amount.

Definition 5.3 A transversely oriented codimension-1 foliation \mathcal{F} is *carried by* (M, γ) if \mathcal{F} is transverse to γ and tangent to $R(\gamma)$ with the normal direction pointing outward along $R_+(\gamma)$ and inward along $R_-(\gamma)$, and $\mathcal{F}|_\gamma$ has no Reeb components. \mathcal{F} is *taut* if each leaf of \mathcal{F} intersects some closed curve or properly embedded arc connecting from $R_-(\gamma)$ to $R_+(\gamma)$ that is transverse to \mathcal{F} .

Let S be a compact oriented surface with components S_1, \dots, S_n . The *Thurston norm of S* is defined to be

$$x(S) = \sum_{i \text{ such that } \chi(S_i) < 0} |\chi(S_i)|.$$

Thus components with positive Euler characteristic, namely disks and spheres, do not contribute to the Thurston norm.

Definition 5.4 A sutured manifold (M, γ) is *taut* if

- (1) M is irreducible.
- (2) $R(\gamma)$ is *norm-minimizing* in $H_2(M, \gamma)$, that is if S is an embedded surface in M with $[S] = [R(\gamma)] \in H_2(M, \gamma)$ then $x(R(\gamma)) \leq x(S)$.
- (3) $R(\gamma)$ is incompressible in M .

Except in a few cases, 2 implies 3. The reason is that compressions are norm-decreasing unless the surface being compressed is an annulus. Thus 3 is meant to exclude the case that $M = B^3$ and $s(\gamma)$ consists of more than one component or that $M = D^2 \times S^1$ and $s(\gamma)$ is compressible.

This definition of tautness of the sutured manifold is made because of the following theorem which is due to Gabai [11] and Thurston [28].

Theorem 5.5 A sutured manifold (M, γ) is taut if and only if it carries a transversely oriented, taut, codimension-1 foliation \mathcal{F} .

The following correspondence shows that a sutured manifold splitting is a special case of the convex splitting:

- (1) The cores of annular components of γ can be viewed as dividing curves. If T is a toroidal component of γ then just before cutting along a surface S which intersects T we substitute T by T with a pair of parallel homotopically nontrivial dividing curves, each of which has algebraic intersection 1 with each component of $S \cap T$.
- (2) A component $\Sigma \subset \partial M$ may not have a suture at all, whereas a dividing set must not be empty. We remedy this by placing a pair of parallel homotopically nontrivial dividing curves on Σ before cutting.
- (3) Let S be a cutting surface – realize the boundary as a Legendrian curve with twisting number ≤ -2 – and choose Γ_S so that every dividing curve is an arc which is ∂ -compressible.
- (4) When M is cut along S and rounded, all the dividing curves, except perhaps for the T^2 components and components $\Sigma \subset M$ without sutures, correspond to sutures.

6 Main Theorem

Theorem 6.1 *Let (M, γ) be an irreducible sutured manifold with annular sutures, and let (M, Γ) be the associated convex structure. The following are equivalent.*

- (1) (M, γ) is taut.
- (2) (M, γ) carries a taut foliation.
- (3) (M, Γ) carries a universally tight contact structure.
- (4) (M, Γ) carries a tight contact structure.

Proof Without loss of generality we assume M is connected.

(1) \Rightarrow (2) is Gabai's theorem [11]. Gabai's theorem does not require the assumption that (M, γ) have annular sutures.

(2) \Rightarrow (1) by Thurston [28] does not require this assumption either.

(2) \Rightarrow (3) is due to Eliashberg and Thurston [10] in the closed case. That their work can be applied in this context is the content of Theorem 6.2.

(3) \Rightarrow (4) is immediate.

(4) \Rightarrow (1) follows from Theorem 6.7. The assumption that $\partial M \neq \emptyset$ is crucial here. For by Bennequin [1] S^3 has a tight contact structure, but by Novikov [27] it has no taut foliation. Also the irreducibility of M is necessary, since connect summing preserve tightness ([25],[2]), whereas the universal cover of a taut foliation is \mathbb{R}^3 . \square

6.1 Confoliations

In this section we will prove the following theorem:

Theorem 6.2 *Let ξ be a (finite depth) taut foliation which is carried by a sutured manifold (M, γ) with annular sutures. Then there exists a modification of ξ into a positive tight contact structure ξ_+ such that ∂M is convex and $\Gamma_{\partial M} = s(\gamma)$.*

Before we begin the proof, we recall several notions from the theory of confoliations [10]. A *positive confoliation* ξ is an oriented 2-plane field distribution on M given by a 1-form α which satisfies $\alpha \wedge d\alpha \geq 0$. The *contact part* of ξ

is $H(\xi) = \{x \in M \mid \alpha \wedge d\alpha > 0\}$. For a subset $A \subset M$, the *saturation* \hat{A} of A is the subset of M which consists of points which can be connected to a point in A via a path which is everywhere tangent to ξ . ξ is said to be *transitive* if $\widehat{H(\xi)} = M$.

Proof The proof is almost identical to the perturbation result for closed manifolds due to Eliashberg and Thurston [10]. The difference is that we need to modify the boundary carefully, and the modification ξ_+ is usually *not a perturbation* of ξ . Since ξ is carried by (M, γ) , ∂M is best thought of as a manifold with corners, where $R_{\pm} = R_{\pm}(\gamma)$ are leaves of ξ and the leaves of ξ (and hence $R_{\pm}(\gamma)$) are transverse to γ . In order to use symplectic filling techniques, we need to exercise a little care, and extend M and ξ to an open manifold with *finite geometry at infinity*.

Step 1 We first extend ξ in two ways to $M_1 = M \cup (R_+ \times [0, \infty)) \cup (R_- \times [0, \infty))$, where $R_+ \times \{0\} = R_+$, $R_- \times \{0\} = R_-$, $\partial M_1 = \gamma'$, and $\gamma' = \gamma \cup (\partial R_+ \times [0, \infty)) \cup (\partial R_- \times [0, \infty))$ is smooth. The first extension is to a foliation (still called ξ) and the second is to a positive confoliation ξ' which is contact on $R_{\pm} \times (0, \infty)$. Let t be the coordinate in the $[0, \infty)$ -direction for $R_+ \times [0, \infty)$. The extension to a foliation ξ on M_1 is easy – on $R_{\pm} \times (0, \infty)$, simply take $\ker dt$. We now construct ξ' .

Lemma 6.3 *If R_+ has nonempty boundary, then there exists a 1-form β on R_+ with $d\beta > 0$, whose singular foliation given by $\ker \beta$ has isolated singularities and no closed orbits, and whose flow is transverse to ∂R_+ .*

Proof Start with a singular foliation \mathcal{F} on R_+ which satisfies the following:

- (1) \mathcal{F} is Morse–Smale and has no closed orbits,
- (2) The singular set consist of elliptic points (sources) and hyperbolic points.
- (3) \mathcal{F} is oriented, and for one choice of orientation the flow is transverse to and exits from ∂R_+ .

For example, a gradient-like vector field would do. Next, modify \mathcal{F} near each of the singular points so that \mathcal{F} is given by $\beta_0 = ydx - xdy$ near an elliptic point and $\beta_0 = ydx + 2xdy$ near a hyperbolic point. Therefore, we have \mathcal{F} given by β_0 which satisfies $d\beta_0 > 0$ near the singular points. Now, let $\beta = f\beta_0$, where f is a positive function with $df(X) \gg 0$, and X is an oriented vector field for \mathcal{F} (nonzero away from the singular points). Since $d\beta = df \wedge \beta_0 + fd\beta_0$, $df(X) \gg 0$ guarantees that $d\beta > 0$. \square

Choose a 1-form β on R_+ as in the lemma. Consider the 1-form $\alpha' = dt + f(t)\beta$ on $R_+ \times [0, \infty)$, where $f(0) = 0$, $f(t) = 1$ for $t \geq 1$, and $f(t) > 0$ for $t > 0$. $\alpha' \wedge d\alpha' = f(t)dt \wedge d\beta > 0$ on $R_+ \times (0, \infty)$, since $d\beta > 0$. Therefore, α' gives rise to an extension of ξ' to a positive confoliation on M_1 . The construction is similar on $R_- \times [0, \infty)$. ξ' is foliated on M and contact on $M_1 \setminus M$.

Step 2 Next extend ξ to a foliation and ξ' to a positive confoliation on $M_2 = M_1 \cup (\gamma' \times [0, \infty))$. Denote $\gamma' \times \{0\} = \gamma'$ and assign coordinates (θ, y, z) to $\gamma' \times [0, \infty) = S^1 \times \mathbb{R} \times [0, \infty)$ by setting $y = \pm(t + 1)$ on $\mathbb{R}_\pm \times [0, \infty)$ and $\gamma = S^1 \times [-1, 1] \subset \gamma'$. Since $\xi|_\gamma = \xi'|_\gamma$ has no Reeb components, we may assume that $\frac{\partial}{\partial y} \lrcorner \xi|_\gamma$. This means that, on $\gamma' \times \{0\}$, we can take the characteristic foliation for ξ to be given by a 1-form $\alpha = dy - g(\theta, y, 0)d\theta$, where $g = 0$ if $y \geq 1$ or $y \leq -1$. We extend α to a foliated 1-form on $\gamma' \times I$ by taking $\alpha = dy - g(\theta, y, 0)d\theta$. Next, on $\gamma' \times \{0\}$, the characteristic foliation of ξ' is given by the 1-form $\alpha' = dy - h(\theta, y, 0)d\theta$, where $h < 0$ for $y > 1$ or $y < -1$, and h is independent of y for large positive or large negative y . Extend α' to a positive confoliated 1-form on $\gamma' \times [0, \infty)$ by taking h with $\frac{\partial h}{\partial z} < 0$ and $\lim_{z \rightarrow \infty} h(\theta, y, z) = C$, where C is a fixed large negative number. Therefore, we have a confoliation ξ' on M_2 whose contact part is $M_2 \setminus M$.

Notice that if we took $M \cup (R_\pm \times [0, 1]) \cup (\gamma'' \times [0, n])$, n large, where $\gamma'' = (\partial R_+ \times [0, 1]) \cup (\partial R_- \times [0, 1]) \cup \gamma$, then we can round the corners to obtain a manifold with boundary M_3 (isotopic to M if we ignore corners). The characteristic foliation on ∂M_3 is Morse–Smale, and $\Gamma_{\partial M_3}$ is isotopic to $s(\gamma)$.

Step 3 In this step we modify ξ' on M_2 (fixing ξ' on $M_2 \setminus N(M)$, where $N(M)$ is a small neighborhood of M) to obtain ξ_+ which is contact on all of M_2 . This step follows directly from Eliashberg and Thurston’s argument [10]. We list the relevant results:

Proposition 6.4 *Any C^2 -confoliation can be C^0 -approximated by a C^1 -smooth transitive confoliation.*

Proposition 6.5 *Any C^k -smooth transitive positive confoliation, $k \geq 1$, admits a C^k -close approximation by a positive contact structure.*

It is easy to see that the propositions hold while fixing ξ' on $M_2 \setminus N(M)$. Therefore, we obtain ξ_+ which is a positive contact structure and agrees with ξ' ‘at infinity’.

Step 4 We prove that (M_2, ξ_+) is symplectically semi-fillable. We will construct a dominating 2-form ω for ξ_+ (ie, a closed 2-form for which $\omega|_{\xi_+} > 0$ everywhere).

First recall the construction of a dominating 2-form ω on M for the foliation ξ . Since the foliation ξ is taut, through each point there exists a closed transversal or a transversal arc with endpoints on R_+ and R_- . Let δ_p be a transversal through the point p and N_p be a tubular neighborhood of δ_p . Then N_p is foliated by an interval's worth or S^1 's worth of disks, and we have a projection $\pi_p: N_p \rightarrow D_p$, where D_p is a disk. Let ω_p be the closed 2-form $\pi_p^*(f_p A_p)$, where A_p is an area form on D_p and f_p is a nonnegative function on D_p with support inside D_p and such that $f_p(\pi_p(p)) > 0$. We may cover M by N_p so that $\bigcup_p \text{supp}(\omega_p) = M$, and take a finite subcover. We would then take the dominating 2-form to be $\omega = \sum \omega_p$ (finite sum). Note that these ω_p are additive.

For our purposes, we need to control this construction more carefully. Let $M' = M \cup (R_+ \times [0, \varepsilon]) \cup (R_- \times [0, \varepsilon])$. Extend the transversal arcs δ_p ending at R_{\pm} on M so that on $R_{\pm} \times [0, \varepsilon]$ they restrict to $\{pt\} \times [0, \varepsilon]$, and choose N_p so that $N_p \cap (R_+ \times [0, \varepsilon]) = D_p \times [0, \varepsilon]$ (same for R_-). Therefore, on $R_{\pm} \times [0, \varepsilon]$ we would have $\omega_p = \pi^*(g_p B_p)$, where $\pi: R_{\pm} \times [0, \varepsilon] \rightarrow R_{\pm}$, B_p is some area form on R_{\pm} and g_p is a nonnegative function. ω would then have the property that $\omega = \pi^*(A)$, where A is some area form for R_{\pm} . Therefore we can extend ω to M_1 so that $\omega = \pi^*(A)$, where $\pi: R_{\pm} \times [0, \infty) \rightarrow R_{\pm}$ is the first projection and A is an area form for R_{\pm} . We can further extend it to M_2 so that $\omega = dzd\theta$ on $\gamma' \times [\varepsilon, \infty)$. Extending in the M_2 -direction is easy if we took care to choose (1) δ_p to be arcs with $\theta = \text{const.}$ and $z = 0$, if $p \subset \gamma'$, and (2) $N_p \subset M' \cup (\gamma' \times [0, \varepsilon])$. This means we can simply add the form $f(z)dzd\theta$, where $f(z) = 1$ for $z \geq \varepsilon$, $f(0) = 0$, and $f(z) > 0$ for $z > 0$. By our construction of ξ_+ , the closed 2-form ω satisfies $\omega|_{\xi_+} > 0$ as well as $\omega|_{\xi} > 0$.

Define a closed 2-form $\tilde{\omega} = \omega + d(s\alpha)$ on $M_2 \times [-\varepsilon, \varepsilon]$, where s is the variable for $[-\varepsilon, \varepsilon]$, α is a nowhere zero 1-form whose kernel is ξ , and $\varepsilon > 0$ is small enough. Since we can obtain ξ_+ positive and ξ_- negative (similarly), (M_2, ξ_+) is symplectically semi-fillable and dominated by $\tilde{\omega}$. We have the following symplectic semi-filling result:

Theorem 6.6 (Gromov–Eliashberg) *Let $(X, \tilde{\omega})$ be a (not necessarily compact) symplectic 4-manifold with contact boundary (M, ξ) which satisfies $\tilde{\omega}|_{\xi} > 0$. Assume there exists a calibrated almost complex structure J on M which preserves ξ , and a corresponding Riemannian metric g which has finite geometry at infinity, ie,*

- (1) g is complete,
- (2) the sectional curvature of g is bounded above, and
- (3) the injectivity radius of g is bounded below by some $\varepsilon > 0$.

Then (M, ξ) is a tight contact manifold.

By our construction, $M_2 \times [-\varepsilon, \varepsilon]$ has *finite geometry at infinity*. Now pass to the universal cover of $M_2 \times [-\varepsilon, \varepsilon]$, which also has finite geometry at infinity. Theorem 6.6 implies that ξ_+ is universally tight. Hence so is ξ_+ restricted to M_3 . \square

Remark It is possible to prove that if (M, γ) is taut, then (M, Γ) carries a universally tight contact structure without resorting to symplectic filling. Instead we may use a convex decomposition which matches Gabai's sutured manifold decomposition, and prove a gluing theorem for tight contact structures. This will be carried out in [19], using ideas in [18].

6.2 Proof of (4) \Rightarrow (1)

Theorem 6.7 *If (M, Γ) carries a tight contact structure then (M, Γ) is taut.*

Proof Let us assume instead that there exists a surface $T \subset M$ such that

- (1) $[T] = [R_+(\Gamma)] = [R_-(\Gamma)] \in H_2(M, \Gamma)$.
- (2) $x(T) < x(R_+(\Gamma))$.

The proof will follow from a sequence of lemmas and a calculation in the end.

Lemma 6.8 *It is possible to modify T so that T satisfies (1), (2) as well as*

- (3) $\partial T = \Gamma$.

Proof Let Γ_0 be a connected component of Γ , and consider all the 'sheets' T_1, \dots, T_m of $T \cap N(\Gamma_0)$, where $N(\Gamma_0)$ is a small neighborhood of Γ_0 . Since $[R_+(\Gamma)] \mapsto [\Gamma]$ under the boundary map $H_2(M, \Gamma) \xrightarrow{\partial} H_1(\Gamma)$, if $m > 1$, then there must exist two consecutive sheets T_i and T_{i+1} which are oppositely oriented. In this case, we may surger T by gluing T_i and T_{i+1} along Γ_0 , rounding, and pushing the two sheets off of Γ_0 . In this fashion we may reduce m until it eventually becomes 1. \square

Lemma 6.9 *In addition, we may take T to satisfy*

$$(4) \quad x(T) = -\chi(T).$$

Proof This is asking that T have no disk or sphere components, which are the ones that contribute positively to the Euler characteristic but do not contribute to the Thurston norm. The irreducibility of M assures us that every S^2 bounds a 3-ball, and can be removed from T without affecting homology. We claim that there can be no disks D with $\delta = \partial D$ which is a component of Γ , unless $(M, \Gamma) = (B^3, S^1)$. If there is such a disk D , then take a curve $\delta' \subset \partial M$ parallel to δ which has no intersections with Γ . Use the Legendrian Realization Principle to realize δ' as a Legendrian curve with $t(\delta', \partial M) = 0$. δ' will then bound a disk D' with $t(\delta', D') = 0$. This is an equivalent definition of the existence of an overtwisted disk. If $(M, \Gamma) = (B^3, S^1)$, Theorem 6.7 is immediate. \square

Lemma 6.10 *In addition, T may be modified so that*

$$(5) \quad W, \text{ the union of components } M \setminus T \text{ which intersect } R_+(\Gamma), \text{ satisfies } \partial W = R_+(\Gamma) \cup T_-.$$

Here, if $M' = M \setminus T$, then we define T_+ , T_- to be copies of T contained in M' , where the orientation induced by T points out of and into M' (respectively).

Proof Define the function $\phi: M \setminus T \rightarrow \mathbb{Z}$ as follows. Assign $\phi(M_0) = 0$, where M_0 is some connected component of $M \setminus T$ which borders $R_-(\Gamma)$. For another connected component M_i , take an arc α which starts in M_0 and ends in M_i , and define $\phi(M_i) = [\alpha \cap T]$. This number is independent of α , for if α' is another curve with the same endpoints, then $[(\alpha - \alpha') \cap T] = [(\alpha - \alpha') \cap R_+(\Gamma)] = 0$. Note that all the components M_i which border ∂M have $\phi(M_i)$ equal to either 0 or 1. If $\phi(M \setminus T) \neq \{0, 1\}$, then choose M_i with $\phi(M_i)$ extremal. ∂M_i will not intersect ∂M and will consist of components of T . Since these components bound M_i , we may throw them away without increasing $x(T)$. Thus we may assume $\phi(M \setminus T) = \{0, 1\}$.

Let M_1 be a component of $M \setminus T$ which intersects $R_+(\Gamma)$ and let α be an arc which starts in M_0 and ends in $M_1 \cap R_+(\Gamma)$. Then $\phi(M_1) = [\alpha \cap T] = [\alpha \cap R_+(\Gamma)] = 1$. $M_1 \cap R_-(\Gamma) = \emptyset$, for otherwise there exists an arc β connecting points of $R_+(\Gamma)$ and $R_-(\Gamma)$ which doesn't intersect T . Also $M_1 \cap T_+ = \emptyset$, for crossing T_+ increases ϕ , and ϕ already takes its maximum value on M_1 . It follows that $\partial W_1 \subset R_+(\Gamma) \cup T_-$.

Conversely, suppose that M_2 is a component of $M \setminus T$ which intersects T_- . Since crossing T_- decreases ϕ , it follows that $\phi(M_2) = 1$. $M_2 \cap R_-(\Gamma) = \emptyset$; otherwise following an arc from $R_-(\Gamma)$ to $R_+(\Gamma)$ would increase the value of ϕ by 1. Also $M_2 \cap T_+ = \emptyset$ since crossing T_+ increases ϕ . For M_2 to be included in W , we require that M_2 intersect $R_+(\Gamma)$. If this is not the case, then $\partial M_2 \subset T_-$, and this component of T can be eliminated from T . \square

Lemma 6.11 *There exists an isotopy $\phi_t: T \rightarrow M$, $t \in [0, 1]$, such that $\phi_0(T) = T$, $S \stackrel{\text{def}}{=} \phi_1(T)$ is a convex surface, and $\phi_t(\partial T)$, $t \in [0, 1]$, is contained in an annulus $N(\Gamma) \subset \partial M$ which contains Γ .*

Proof By Lemma 6.8, $\partial T = \Gamma$. Perturb T so that each component of ∂T is transverse to and non-trivially intersects Γ . By the Legendrian Realization Principle we may assume ∂T is a union of Legendrian curves. By Theorem 3.4, T may be isotoped to a convex surface. \square

Completion of the proof of Theorem 6.7 Let (M', Γ') denote (M, Γ) split along (S, σ) , where S is as in Lemma 6.11 and σ is its dividing set. Also let W be as in Lemma 6.10. Recall $\partial W = R_+(\Gamma) \cup T_-$. By our choice of S , $M \setminus S \cong M \setminus T$, and we denote the components of $M \setminus S$ which correspond to W by \bar{W} . The convex structure on \bar{W} is denoted $(\bar{W}, \bar{\Gamma}, R_-(\bar{\Gamma}), R_+(\bar{\Gamma}))$.

We must show how $R_+(\bar{\Gamma})$ is related to $R_+(\Gamma)$. Let $N(\Gamma)$ be a regular neighborhood of Γ in ∂M which contains the isotopy of ∂T to ∂S . Let R_+ be the closure of $R_+(\Gamma) \setminus N(\Gamma)$. It follows that R_+ is contained in the interior of $R_+(\bar{\Gamma})$. It follows that there exist subsurfaces A and B of $\partial \bar{W}$ which intersect along circles such that

$$\begin{aligned} R_+(\bar{\Gamma}) &= R_+ \cup A \\ R_-(\bar{\Gamma}) &= B \\ A \cup B &\cong S_- \cong T_- \end{aligned}$$

By Corollary 4.8, $\chi(R_+(\bar{\Gamma})) = \chi(R_-(\bar{\Gamma}))$. An argument similar to that of the proof of Lemma 6.9 gives $\chi(A) \leq 0$; thus it follows that

$$\chi(R_+) = \chi(B) - \chi(A) \geq \chi(B) + \chi(A) = \chi(T_-).$$

Since $R_+ \cong R_+(\Gamma)$ and $T_- \cong T$, it follows that $x(R_+(\Gamma)) \leq x(T)$. \square

Acknowledgements We thank the referee for helpful comments on improving the exposition.

References

- [1] **D Bennequin**, *Entrelacements et équations de Pfaff*, Astérisque, 107–108 (1983) 87–161
- [2] **V Colin**, *Chirurgies d'indice un et isotopies de sphères dans les variétés de contact tendues*, C. R. Acad. Sci. Paris, Sr. I Math. 324 (1997) 659–663
- [3] **V Colin**, *Recollement de variétés de contact tendues*, Bull. Soc. Math. France, 127 (1999) 43–69
- [4] **Y Eliashberg**, *Classification of overtwisted contact structures on 3-manifolds*, Invent. Math. 98 (1989) 623–637
- [5] **Y Eliashberg**, *Topological characterization of Stein manifolds of dimension > 2* , Intern. Journal of Math. 1 (1990) 29–46
- [6] **Y Eliashberg**, *Filling by holomorphic discs and its applications*, London Math. Soc. Lecture Note Series, 151 (1991) 45–67
- [7] **Y Eliashberg**, *Contact 3-manifolds twenty years since J Martinet's work*, Ann. Inst. Fourier, 42 (1992) 165–192
- [8] **Y Eliashberg**, *Unique holomorphically fillable contact structure on the 3-torus*, Internat. Math. Res. Notices 2 (1996) 77–82
- [9] **J Etnyre**, **K Honda**, *On the non-existence of tight contact structures*, preprint (1999) available from <http://www.math.uga.edu/~honda> and ArXiv math.GT/9910115
- [10] **Y Eliashberg**, **W Thurston**, *Confoliations*, University Lecture Series, 13, Amer. Math. Soc. Providence (1998)
- [11] **D Gabai**, *Foliations and the topology of 3-manifolds*, J. Diff. Geom. 18 (1983) 445–503
- [12] **E Giroux**, *Convexité en topologie de contact*, Comment. Math. Helvetici, 66 (1991) 637–677
- [13] **E Giroux**, *Une structure de contact, même tendue, est plus ou moins tordue*, Ann. Scient. Ec. Norm. Sup. 27 (1994) 697–705
- [14] **E Giroux**, *Structures de contact en dimension trois et bifurcations des feuilletages de surfaces*, preprint (1999)
- [15] **R Gompf**, *Handlebody construction of Stein surfaces*, Annals of Math. 148 (1998) 619–693
- [16] **M Gromov**, *Pseudo-holomorphic curves in symplectic manifolds*, Invent. Math. 82 (1985) 307–347
- [17] **K Honda**, *On the classification of tight contact structures I: lens spaces, solid tori, and $T^2 \times I$* , preprint (1999) revised version available from <http://www.math.uga.edu/~honda>
- [18] **K Honda**, *Gluing tight contact structures*, preprint (2000) available from <http://www.math.uga.edu/~honda>

- [19] **K Honda, W H Kazez, G Matić**, in preparation
- [20] **W Jaco**, *Lectures on three-manifold topology*, CBMS Regional Conference Series in Mathematics, 43, American Mathematical Society, Providence, R.I. (1980)
- [21] **Y Kanda**, *The classification of tight contact structures on the 3-torus*, Comm. in Anal. and Geom. 5 (1997) 413–438
- [22] **Y Kanda**, *On the Thurston–Bennequin invariant of Legendrian knots and non exactness of Bennequin’s inequality*, Invent. Math. 133 (1998) 227–242
- [23] **P Lisca**, *Symplectic fillings and positive scalar curvature*, Geometry & Topology, 2 (1998) 103–116
- [24] **P Lisca, G Matić**, *Stein 4-manifolds with boundary and contact structures*, Top. and its App. 88 (1998) 55–66
- [25] **S Makar-Limanov**, *Morse surgeries of index 0 on tight manifolds*, preprint (1997)
- [26] **J Martinet**, *Formes de contact sur les variétés de dimension 3*, Springer Lecture Notes in Math. 209, 142–163
- [27] **S Novikov**, *Topology of foliations*, Trans. Moscow Math. Soc. 14 (1963) 268–305
- [28] **W Thurston**, *A norm for the homology of 3-manifolds*, Mem. Amer. Math. Soc. 59 No. 339 (1986) 99–130
- [29] **I Torisu**, *Convex contact structures and fibered links in 3-manifolds*, Internat. Math. Res. Notices (2000) No. 9, 441–454