

**STATE-SPACE CONTROLLER DESIGN FOR THE
FRACTIONAL-ORDER REGULATED SYSTEM**

**Ľubomír DORČÁK¹, Ivo PETRÁŠ¹
Imrich KOŠTIAL¹, Ján TERPÁK¹**

¹ Department of Informatics and Process Control
BERG Faculty, Technical University of Košice
B. Némcovej 3, 042 00 Košice, Slovak Republic
e-mail: {*lubomir.dorcak,ivo.petras,imrich.kostial,jan.terpak*}@tuke.sk

Abstract: In this paper we will present a mathematical description and analysis of a fractional-order regulated system in the state space and the state-space controller design based on placing the closed-loop poles on the complex plane. Presented are the results of simulations and stability investigation of this system.

Key words: fractional-order regulated system, fractional calculus, model, state space

1. Introduction

Research of the fractional-order derivatives continued in the last decades not only as a mathematical branch [1, 2, 3, 4], etc., but in many applied domains, e.g. [5, 6] and in control theory too [7] - [16], etc. In works [7, 8, 9] the first generalizations of analysis methods for fractional-order control systems were made (s -plane, frequency response, etc.). The following of the above-mentioned works were oriented to the methods of fractional-order system parameters identification, methods of fractional-order controllers synthesis, methods of stability analysis, methods of control of chaotic fractional-order systems, and so on.

In works [14, 15] was presented a state space model described in vector and matrix relations expressing the fractional-order derivatives

$$\begin{aligned} \mathbf{x}^{(\alpha)}(t) &= \mathbf{A} \mathbf{x}(t) + \mathbf{B} u(t), \\ y(t) &= \mathbf{C} \mathbf{x}(t), \quad t \geq 0. \end{aligned} \tag{1}$$

This description is convenient only for simple models of systems with only one fractional-order derivation, or for spatial type of systems. In work [16] we proposed a state space model of the linear time-invariant one dimensional system which expresses

the first derivatives in the state space equations and has the *classical state space interpretation* for the fractional-order system too. On the right side of these equations we can then transfer more than one fractional-order derivatives of the state space variables. A disadvantage of this expression is that in time domain we cannot express the state space equations in vector and matrix relations as in previous description. But we can do this in s -plane.

This contribution deals with a mathematical description and analysis of a fractional-order regulated system in the state space and the state-space controller design based on placing the closed-loop poles on the complex plane.

2. Definition of the system

For the definition of the control system we consider a simple unity feedback control system illustrated in Fig.1, where $G_s(s)$ denotes the transfer function of the controlled system and $G_r(s)$ is the controller transfer function, both integer- or fractional-order. The differential equation of the above closed regulation system for the transfer func-

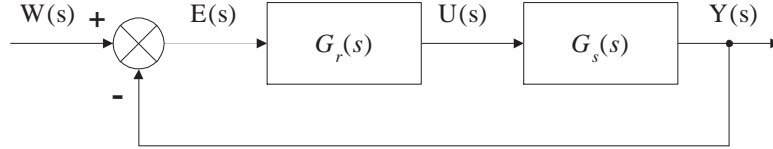


Figure 1: Unity-feedback control system

tion of the controlled system $G_s(s) = 1/(a_2 s^\alpha + a_1 s^\beta + a_0)$ and the fractional-order PD^δ controller $G_r(s) = K + T_d s^\delta$ has the form

$$a_2 y^{(\alpha)}(t) + a_1 y^{(\beta)}(t) + T_d y^{(\delta)}(t) + (a_0 + K) y(t) = K w(t) + T_d w^{(\delta)}(t) \quad (2)$$

where α, β, δ are generally real numbers and a_0, a_1, a_2, K, T_d are arbitrary constants.

3. Fractional-order control system with PD^δ controller in the state space

Consider the system described by differential equation (2). After its modification and substitution of state space variables $x(t) = x_1(t), \dot{x}(t) = x_2(t), \ddot{x}(t) = \dot{x}_2(t)$ we can derive the following state space model equivalent to model (2)

$$\begin{aligned} \dot{x}_1(t) &= x_2(t), \\ \dot{x}_2(t) &= -\frac{a_0 + K}{a_2} x_1^{(2-\alpha)}(t) - \frac{T_d}{a_2} x_2^{(1+\delta-\alpha)}(t) - \frac{a_1}{a_2} x_2^{(1+\beta-\alpha)}(t) + \frac{1}{a_2} w^{(2-\alpha)}(t), \end{aligned} \quad (3)$$

$$y(t) = K x_1(t) + T_d x_2^{(\delta-1)}(t), \quad t \geq 0.$$

Of course, we can make other alternative state space models for the same system. For the approximation of the fractional-order derivatives on the right-hand side of equations (3) we can take the relation (4) from e.g. [2, 3, 10]

$$y^{(\alpha)}(t) \approx h^{-\alpha} \sum_{j=0}^{N(t)} b_j y(t - jh), \quad (4)$$

where L is "memory length", h is time step of calculation, $N(t) = \min \left\{ \left[\frac{t}{h} \right], \left[\frac{L}{h} \right] \right\}$, $[z]$ is the integer part of z , $b_j = (-1)^j \binom{\alpha}{j}$, and $\binom{\alpha}{j}$ is binomial coefficient. To calculate b_j it is convenient to use the following recurrent relation

$$b_0 = 1, \quad b_j = \left(1 - \frac{1 + \alpha}{j}\right) b_{j-1} \quad (5)$$

After the above-mentioned fractional-order derivatives discretisation (4) and discretisation of the first derivatives on the left-hand side of equations (3) we obtained the simple Euler methods for solving the state space model

$$\begin{aligned} x_{1,k+1} &= x_{1,k} + h x_{2,k}, \\ x_{2,k+1} &= x_{2,k} + h \left(-\frac{a_0 + K}{a_2} h^{\alpha-2} \sum_{j=0}^k b_j x_{1,k-j} - \frac{T_d}{a_2} h^{\alpha-\delta-1} \sum_{j=0}^k c_j x_{2,k-j} \right. \\ &\quad \left. - \frac{a_1}{a_2} h^{\alpha-\beta-1} \sum_{j=0}^k d_j x_{2,k-j} + \frac{1}{a_2} h^{\alpha-2} \sum_{j=0}^k b_j w_{k-j} \right) \\ y_k &= K x_{1,k} + T_d h^{(1-\delta)} \sum_{j=0}^k e_j x_{2,k-j} \quad k \geq 0. \end{aligned} \quad (6)$$

From these equations we can compute state trajectories of the fractional-order control system described above.

4. Design of the PD^δ controller in the state space

After Laplace transformation we can write state space equations (3) in vector and matrix relations in s -plane

$$\begin{aligned} p\mathbf{X}(s) &= \mathbf{A}(s) \mathbf{X}(s) + \mathbf{B}(s) W(s), \\ Y(s) &= \mathbf{C}(s) \mathbf{X}(s), \quad t \geq 0. \end{aligned} \quad (7)$$

where matrix $\mathbf{A}(s)$ and vectors $\mathbf{B}(s)$, $\mathbf{C}(s)$ are

$$\mathbf{A}(s) = \begin{bmatrix} 0 & 1 \\ -\frac{a_0 + K}{a_2} s^{2-\alpha} & -\frac{a_1 s^{1+\beta-\alpha} + T_d s^{1+\delta-\alpha}}{a_2} \end{bmatrix}, \quad \mathbf{B}(s) = \begin{bmatrix} 0 \\ \frac{1}{a_2} s^{2-\alpha} \end{bmatrix}, \quad \mathbf{C}(s) = \begin{bmatrix} K \\ T_d s^{\delta-1} \end{bmatrix}^T$$

From equations (7) we can derive the overall transfer function

$$\frac{Y(s)}{W(s)} = \frac{\mathbf{C} \text{adj}(s\mathbf{I} - \mathbf{A}) \mathbf{B}}{\det(s\mathbf{I} - \mathbf{A})} \quad (8)$$

The characteristic equation of the closed-loop system is determined by solving the determinant in the denominator of the transfer function, which is a fractional-order polynomial in s

$$a_2 s^\alpha + a_1 s^\beta + T_d s^\delta + (a_0 + K) = 0 \quad (9)$$

Solving this equation we can find the poles of the closed-loop system with known parameters, or design the PD^δ controller parameters for desired control system poles.

Consider the system described by differential equation (2) with system coefficients $a_2 = 0.8, a_1 = 0.5, a_0 = 1, \alpha = 2.2, \beta = 0.9$. The task is to determine the controller parameters K, T_d and δ for desired control system poles $s_{1,2} = -1 \pm 6i$ and the steady state error less than 4%. Parameter $K = 24$ can be computed from the equation based on the steady state error $e_{ss}(\infty)$ of the closed-loop control system $K = (100/e_{ss} - 1)a_0$. If we introduce the desired system poles $s_{1,2}$ to the characteristic equation (9) we obtain system of two nonlinear equations from which we can easy derive two equations $\delta = \arctan(2,9839) \frac{1,8098}{\pi}$ and $T_d^2 37^\delta = 645,2174$ for the calculation of the controller parameters $T_d = 6,9407$ and $\delta = 0,71859$. In Fig.2 and Fig.3 are depicted the unit - step responses of the classical numerical solution [10] and the numerical solution of the state space model (6). The obtained state trajectory represents stable focal point for the above-mentioned coefficients of the system.

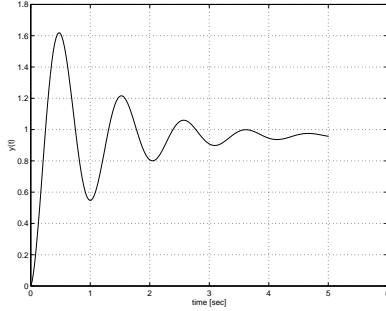


Figure 2: Unit step response

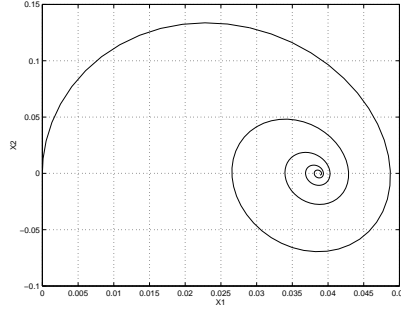


Figure 3: State trajectory

Assuming the integer-order PD controller we obtain a system of two linear equations for direct calculation of the controller parameters $K = 36,0854$ and $T_d = 4,0141$.

If we increased in case of fractional-order PD^δ controller the requirement on steady state error less than 2% we would obtain the following controller parameters $K = 49, T_d = -79,74427$ and $\delta = -0,55194$. That means, we obtained the controller with weak integrator. But the characteristic equation of such a system has one additional pole $s_3 = 1,98$ and it follows from the stability analysis that such closed-loop system is unstable. We can verify this fact also with frequency methods for stability investigation of the fractional-order system [12, 13]. In this case we can change the desired control system poles $s_{1,2}$, or we have to proceed in a different way, e.g. as follows.

5. Fractional-order control system with PI^λ controller in the state space

The differential equation of the closed regulation system for the transfer function of the controlled system $G_s(s) = 1/(a_2 s^\alpha + a_1 s^\beta + a_0)$ and the fractional-order PI^λ controller $G_r(s) = K + T_i s^{-\lambda}$ has the form

$$a_2 y^{(\alpha+\lambda)}(t) + a_1 y^{(\beta+\lambda)}(t) + (a_0 + K) y^{(\lambda)}(t) + T_i y(t) = K w^{(\lambda)}(t) + T_i w(t) \quad (10)$$

where α, β, λ are generally real numbers and a_0, a_1, a_2, K, T_i are arbitrary constants.

The state space model equivalent to model (10) has the following form

$$\begin{aligned}
\dot{x}_1(t) &= -x_2(t) + w, \\
\dot{x}_2(t) &= +x_3(t), \\
\dot{x}_3(t) &= +\frac{T_i}{a_2} x_1^{(3-\alpha-\lambda)}(t) - \frac{a_0 + K}{a_2} x_2^{(2-\alpha)}(t) - \frac{a_1}{a_2} x_1^{(1+\beta-\alpha)}(t) + \frac{K}{a_2} w_1^{(2-\alpha)}(t), \quad (11) \\
y(t) &= x_2(t), \quad t \geq 0.
\end{aligned}$$

where $x_1(t) = \dot{z}(t)$ is the actuating error signal and $x_2(t) = v_1(t)$, $x_3(t) = v_2(t)$ are the state variables of the controlled system (Fig.4). As above, we can derive the following

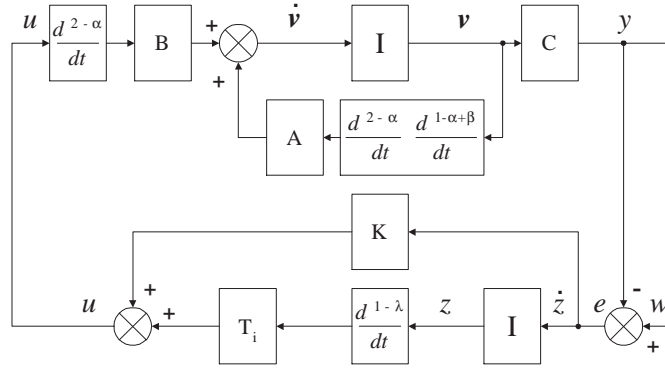


Figure 4: Block diagram representing the state and output equations

characteristic equation of the closed-loop system

$$a_2 s^{\alpha+\lambda} + a_1 s^{\beta+\lambda} + (a_0 + K) s^\lambda + T_i = 0 \quad (12)$$

Assume the same controlled system as in the previous section. If we introduce the desired system poles s_1, s_2, s_3 to the characteristic equation (12) we obtain a system of three nonlinear equations from which we can numerically calculate the controller parameters K, T_i and λ .

6. Conclusion

We have presented a mathematical description of a fractional-order control system in the state space and the state-space controller design based on placing the closed-loop poles on the complex plane. In the design of a fractional-order PD^δ regulator it is necessary to pay attention to the question of stability of the control system. In the case of negative values of δ the order of the system increases. In addition to the required poles, the system can develop new poles that can render the system unstable.

Acknowledgements

This work was partially supported by grant VEGA 1/7098/20 from the Slovak Grant Agency for Science.

References

- [1] K.B.Oldham, J.Spanier: *The Fractional Calculus*. Acad. Press, New York, 1974.
- [2] S. G. Samko, A. A. Kilbas, O. I. Marichev: *Fractional integrals and derivatives and some of their applications*. Nauka i tehnika, Minsk, 1987.
- [3] I. Podlubny: *Fractional Differential Equations*. Academic Press, San Diego, 1999.
- [4] I. Podlubny: *Matrix approach to discrete fractional calculus*. Fractional Calculus and Applied Analysis, vol. 3, No. 4, 2000, pp. 359-386.
- [5] S. Westerlund and L. Ekstam: *Capacitor theory*, IEEE Trans. on Dielectrics and Electrical Insulation, vol. 1, no. 5, Oct 1994, pp. 826-839.
- [6] I. Podlubny, Ľ. Dorčák, J. Mišanek: *Application of Fractional Order Derivatives in Calculation of the Change of Intensity in Heat Load of Blast Stove Walls*. Trans. of the TU of Kosice, Riečansky Publishing Co., Cambridge, vol.5, 1995, pp.137-144.
- [7] A. Outstaloup : *From Fractality to non integer Derivation through Recursivity, a Property Common to these two Concepts: A Fundamental Idea from a new Process Control Strategy*. in: Proc. of 12th IMACS World Congress, Paris, July 18-22, 1988, vol. 3, pp. 203-208.
- [8] M.Axtell, E.M.Bise: *Fractional Calc. Applications in Control Systems*. in: Proc. of the IEEE 1990 Nat. Aerospace and Electronics Conf., New York, 1990, pp.563-566.
- [9] G.D.Kalojanov, Z.M.Dimitrova: *Theoretico-experimental determination of the domain of applicability of the system "PI (I) regulator - fractional-type astatic systems"*. in: Izvestia vys. uceb. zavedenij, Elektromechanika, no.2, 1992, pp.65-72
- [10] Ľ.Dorčák : *Numerical Models for Simulation of Fractional Order Control Systems*. UEF-04-94, The Academy of Sciences Inst. of Exp. Ph., Košice, 1994, 12p.
- [11] Ľ.Dorčák, V.Leško, I.Košťal: *Identification of Fractional-Order Dynamical Systems*. 12th Int. Conf. on Process Control and Simulation ASRTP'96, September 10-13, 1996, Košice, Slovak Republic, Volume I, pp. 62-68, ISBN 80-7099-263-8
- [12] Ľ. Dorčák, I.Petráš, I.Košťal: *Algorithms for computation of stability measure and damping measure of fractional-order controllers*. in: ICAMC'98/ASRTP'98, Sept. 8-12, Vysoke Tatry, 1998, pp. 243-246.
- [13] I. Petráš, Ľ. Dorčák : *The frequency methods for stability investigation of fractional control systems*. SACTA journal, vol. 2, no. 1-2, 1999, Durban, South Africa, ISSN 1563-3276, pp. 75-85.
- [14] D. Matignon: *Observer-based controllers for fractional differential systems*. in: Proc. 36th IEEE Conf. on Decision and Control, IEEE-CSS, SIAM, San Diego, California, December 1997, pp. 4967-4972.
- [15] B. M. Vinagre: *Modelling and Control of Systems Described by Differential Equations of Fractional Order*. Internal report, Košice, 1999.
- [16] Ľ. Dorčák, I. Petráš, I. Košťal : *Modelling and Analysis of Fractional-Order Regulated Systems in the State Space*. In: Proceedings of ICCO'2000, May 23 - 26, 2000, High Tatras, Slovak Republic, pp. 185 - 188. (<http://arXiv.org/abs/math.OA/0007155>)