

A Numerical Approach for Designing Unitary Space Time Codes with Large Diversity*

Guangyue Han, Joachim Rosenthal

Department of Mathematics

University of Notre Dame

Notre Dame, IN 46556.

e-mail: Han.13@nd.edu, Rosenthal.1@nd.edu

URL: <http://www.nd.edu/~eecoding/>

Abstract

Unitary space-time modulation using multiple antennas promises reliable communication at high transmission rates. The basic principles are well understood and certain criteria for designing good unitary constellations have been presented.

There exist two important design criteria for unitary space time codes. In the situation where the signal to noise ratio is large it is well known that the *diversity product* of a constellation should be as large as possible. It is less known that the *diversity sum* is a very important design criterion for codes working in a low SNR environment. For some special situations, it will be more practical and reasonable to consider a constellation optimized at certain SNR interval. For this reason we introduce the *diversity function* as a general design criterion. So far, no general method to design good-performing constellation with large diversity for any number of transmit antennas and any transmission rate exists.

In this paper we introduce numerical methods which allows one to construct codes with near optimal diversity sum. We also demonstrate how these numerical techniques lead to codes with excellent diversity product and more generally diversity function. The numerical design methods work for any dimensional constellation having any transmission rate. Codes can be optimized for any signal to noise ratio.

*Both authors were supported in part by NSF grants DMS-00-72383 and CCR-02-05310. The first author was also supported by a fellowship from the Center of Applied Mathematics at the University of Notre Dame. A preliminary version of this paper was presented at 40-th Allerton Conference on Communication, Control, and Computing, Monticello, Illinois, October 2002.

1 Introduction and Model

One way to acquire reliable transmission with high transmission rate on a wireless channel is to use multiple transmit or receive antennas. Either because of rapid changes in the channel parameters or because of limited system resources, it is reasonable to assume that both the transmitter and the receiver don't know about the channel state information (CSI), i.e. the channel is non-coherent.

In [11], Hochwald and Marzetta study unitary space-time modulation. Consider a wireless communication system with M transmit antennas and N receive antennas operating in a Rayleigh flat-fading channel. We assume time is discrete and at each time slot, signals are transmitted simultaneously from the M transmitter antennas. We can further assume that the wireless channel is quasi-static over a time block of length T .

A signal constellation $\mathcal{V} := \{\Phi_1, \dots, \Phi_L\}$ consists of L matrices having size $T \times M$ and satisfying $T \geq M$ and $\Phi_k^* \Phi_k = I_M$. The last equation simply states that the columns of Φ_k form a "unitary frame", i.e. the column vectors all have unit length in the complex vector space \mathbb{C}^T and the vectors are pairwise orthogonal. The scaled matrices $\sqrt{T}\Phi_k$, $k = 1, 2, \dots, L$, represent the code words used during the transmission. One can verify that the transmission rate is determined by L and T :

$$R = \frac{\log_2(L)}{T}.$$

Denote by ρ the signal to noise ratio (SNR). The basic equation between the received signal R and the transmitted signal $\sqrt{T}\Phi$ is given through:

$$R = \sqrt{\frac{\rho T}{M}} \Phi H + W,$$

where the $M \times N$ matrix H accounts for the multiplicative complex Gaussian fading coefficients and the $T \times N$ matrix W accounts for the additive white Gaussian noise. The entries $h_{m,n}$ of the matrix H as well as the entries $w_{t,n}$ of the matrix W are assumed to have a statistically independent normal distribution $\mathcal{CN}(0, 1)$. In particular it is assumed that the receiver does not know the exact values of either the entries of H or W (other than their statistical distribution).

The decoding task asks for the computation of the most likely sent code word Φ given the received signal R . Denote by $\|\cdot\|_F$ the Frobenius norm of a matrix. If $A = (a_{i,j})$ then the Frobenius norm is defined through $\|A\|_F = \sqrt{\sum_{i,j} |a_{i,j}|^2}$. Under the assumption of above model the maximum likelihood (ML) decoder will have to compute:

$$\Phi_{ML} = \arg \max_{\Phi_l \in \{\Phi_1, \Phi_2, \dots, \Phi_L\}} \|R^* \Phi_l\|_F$$

for each received signal R . (See [11]).

Let $\delta_m(\Phi_l^* \Phi_{l'})$ be the m -th singular value of $\Phi_l^* \Phi_{l'}$. It has been shown in [11] that the pairwise probability of mistaking Φ_l for $\Phi_{l'}$ using Maximum Likelihood Decoding satisfies:

$$\begin{aligned}
P_{\Phi_l, \Phi_{l'}} &= \text{Prob}(\text{choose } \Phi_{l'} \mid \Phi_l \text{ transmitted}) (\rho) \\
&= \text{Prob}(\text{choose } \Phi_l \mid \Phi_{l'} \text{ transmitted}) (\rho) \\
&= \frac{1}{4\pi} \int_{-\infty}^{\infty} \frac{4}{4w^2 + 1} \prod_{m=1}^M \left[1 + \frac{(\rho T/M)^2 (1 - \delta_m^2(\Phi_l^* \Phi_{l'}))}{4(1 + \rho T/M)} (4w^2 + 1) \right]^{-N} dw \quad (1.1) \\
&\leq \frac{1}{2} \prod_{m=1}^M \left[1 + \frac{(\rho T/M)^2 (1 - \delta_m^2(\Phi_l^* \Phi_{l'}))}{4(1 + \rho T/M)} \right]^{-N}. \quad (1.2)
\end{aligned}$$

It is a basic design objective to construct constellations $\mathcal{V} = \{\Phi_1, \dots, \Phi_L\}$ such that the pairwise probabilities $P_{\Phi_l, \Phi_{l'}}$ are as small as possible. Mathematically we are dealing with an optimization problem with unitary constraints:

$$\text{Minimize } \max_{l \neq l'} P_{\Phi_l, \Phi_{l'}} \text{ with the constraints } \Phi_i^* \Phi_i = I \text{ where } i = 1, 2, \dots, L.$$

Formula (1.2) is sometimes referred to as ‘‘Chernoff’s bound’’. This formula is easy to work with, the exact formula (1.1) is in general not easy to work with, although as we demonstrate in this paper it is very useful in the numerical search of good constellations as well. Researchers have been searching for constructions where the maximal pairwise probability of $P_{\Phi_l, \Phi_{l'}}$ is as small as possible. Of course the pairwise probabilities depend on the chosen signal to noise ratio ρ and the construction of constellations has therefore to be optimized for particular values of the SNR.

The design objective is slightly simplified if one assumes that transmission operates at high signal to noise ratios. In [10], a design criterion for high SNR is presented and the problem has been converted to the design of a finite set of unitary matrices whose pairwise diversity product is as large as possible. In this special situation several researchers [2, 21, 20, 19] came up with algebraic constructions and we will say more about this in the next section.

The main purpose of this paper is to develop numerical procedures which allow one to construct unitary constellations with excellent diversity for any set of parameters M, N, T, L and for any signal to noise ratio ρ .

The paper is structured as follows. In Section 2 we introduce the diversity function of a constellation. This function depends on the signal to noise ratio and it gives for each value ρ an indication how good the constellation \mathcal{V} will perform. For large values of ρ the diversity function is governed by the diversity product, for small values of ρ it is governed by the diversity sum. These concepts are introduced in Section 2 as well. The introduced concepts are illustrated on some well known constellations previously studied in the literature.

Section 3 is probably the main section of this paper. In this section we demonstrate how one can use numerical tools to derive excellent constellations for any set of parameters M, N, T, L and ρ . The main numerical techniques we are using are the *Simulated Annealing Algorithm* and the *Genetic Algorithm* which are both explained in Section 3.

In Subsection 4.1 we present a larger set of 2-dimensional code designs and we indicate their performances through the computation of their diversity and through simulations. Subsection 4.2 gives results for general n -dimensional constellations. The simulations indi-

cate that in the design of codes more attention should be given to the diversity sum (more generally diversity function) which previously has not been studied.

2 The Diversity Function, the Diversity Sum and the Diversity Product

In this paper we will be concerned with the numerical construction of constellations where the right hand sides in (1.1) and (1.2), maximized over all pairs l, l' is as small as possible for fixed numbers of T, M, N, L . As already mentioned this task depends on the signal to noise ratio the system is operating. For this purpose we define the *exact diversity function* dependent on the constellation $\mathcal{V} = \{\Phi_1, \dots, \Phi_L\}$ and a particular SNR ρ through:

$$\mathcal{D}_e(\mathcal{V}, \rho) := \max_{l \neq l'} \text{Prob}(\text{choose } \Phi_{l'} \mid \Phi_l \text{ transmitted}) (\rho) \quad (2.1)$$

For a particular constellation with a large number L of elements, with many transmit and receive antennas the function $\mathcal{D}_e(\mathcal{V}, \rho)$ is very difficult to compute. Indeed for each pair $\Phi_{l'}, \Phi_l$ it is required to compute the singular values of the $M \times M$ matrix $\Phi_l^* \Phi_{l'}$ and then one has to evaluate up to $L(L-1)/2$ integrals of the form (1.1) and this has to be done for each value of ρ . Although this task is formidable it can be done in cases where T, M, L are all in the single digits using e.g. Maple.

Using Chernoff's bound (1.2) we define a simplified function called the *diversity function* through:

$$\mathcal{D}(\mathcal{V}, \rho) := \max_{l \neq l'} \frac{1}{2} \prod_{m=1}^M \left[1 + \frac{(\rho T/M)^2}{4(1 + \rho T/M)} (1 - \delta_m^2(\Phi_l^* \Phi_{l'})) \right]^{-N}. \quad (2.2)$$

The computation of $\mathcal{D}(\mathcal{V}, \rho)$ does not require the evaluation of an integral and the computation requires essentially the computation of $ML(L-1)/2$ singular values.

The singular values $\delta_m(\Phi_l^* \Phi_{l'})$ are by definition all real numbers in the interval $[0, 1]$ as we assume that the columns of $\Phi_l, \Phi_{l'}$ form both orthonormal frames. The functions $\mathcal{D}_e(\mathcal{V}, \rho)$ and $\mathcal{D}(\mathcal{V}, \rho)$ are smallest if the singular values $\delta_m(\Phi_l^* \Phi_{l'})$ are as small as possible. These numbers are all equal to zero if and only if the column spaces of $\Phi_l, \Phi_{l'}$ are pairwise perpendicular. We call such a constellation *fully isotropic*. Since the columns of Φ_l generate a M -dimensional subspace this can only happen if $L \leq T/M$. On the other hand if $L \leq T/M$ it is easy to construct a constellation where the singular values of $(\Phi_l^* \Phi_{l'})$ are all zero. Just pick LM different columns from a $T \times T$ unitary matrix. Figure 1 depicts the functions $\mathcal{D}_e(\mathcal{V}, \rho)$ and $\mathcal{D}(\mathcal{V}, \rho)$ for a fully isotropic constellation with $T = 10$ and $M = N = 2$.

In order to study the function $\mathcal{D}(\mathcal{V}, \rho)$ more carefully let

$$\tilde{\rho} := \frac{(\rho T/M)^2}{4(1 + \rho T/M)}. \quad (2.3)$$

In some small interval $[\rho_1, \rho_2]$ the maximum in (2.2) is achieved for some fixed indices l, l' and in terms of $\tilde{\rho}$ the function $\mathcal{D}(\mathcal{V}, \rho)$ is of the form:

$$\mathcal{D}(\mathcal{V}, \tilde{\rho}) = \frac{1}{2(1 + c_1 \tilde{\rho} + \dots + c_M \tilde{\rho}^M)^N},$$

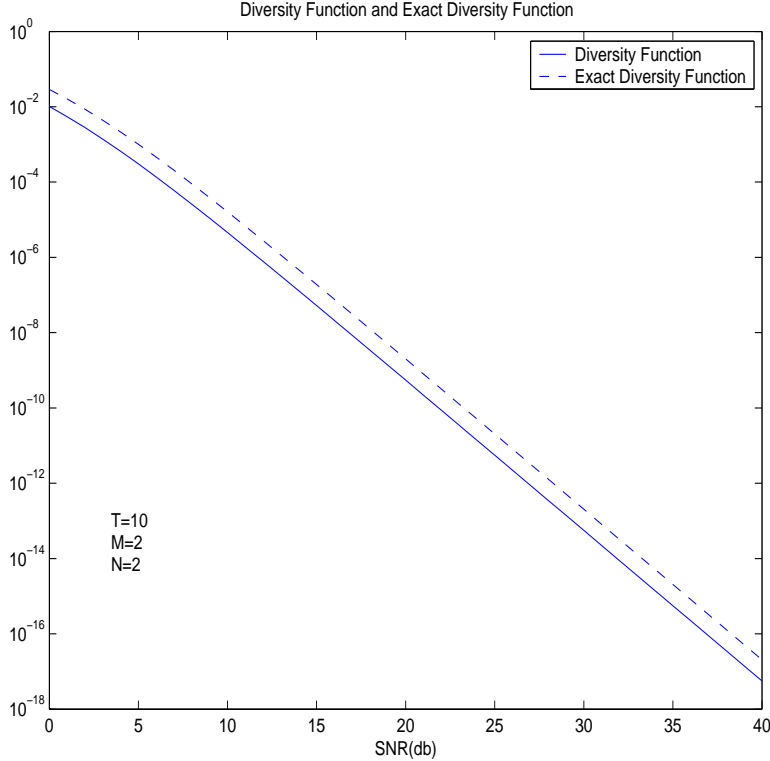


Figure 1: Diversity function $\mathcal{D}(\mathcal{V}, \rho)$ and exact diversity function $\mathcal{D}_e(\mathcal{V}, \rho)$ of a fully isotropic constellation.

where the coefficients c_1, \dots, c_M depend on the particular constellation and on the chosen interval $[\rho_1, \rho_2]$. For an interval close to zero the dominating term will be the coefficient c_1 . Up to some factor this term will define the *diversity sum* of the constellation. When $\tilde{\rho} \gg 0$ then the dominating term will be the coefficient c_M and up to some scaling this term will define the *diversity product* of the constellation. A constellation will have a small diversity function for small values of ρ (and presumably performs well in this range) when the constellation is chosen having a large diversity sum. A constellation will have a small diversity function for large values of ρ (and presumably performs well in this range) when the constellation is chosen having a large diversity product. In the next two subsections we will study the limiting behavior of $\mathcal{D}(\mathcal{V}, \rho)$ as ρ goes to zero and to infinity.

2.1 Design criterion for high SNR

When the SNR ρ is very large then $\mathcal{D}(\mathcal{V}, \rho)$ can be approximated via:

$$\mathcal{D}(\mathcal{V}, \rho) \simeq \max_{l \neq l'} \frac{1}{2} \left(\frac{(\rho T/M)^2}{4(1 + \rho T/M)} \right)^{-NM} \prod_{m=1}^M \frac{1}{(1 - \delta_m^2(\Phi_l^* \Phi_{l'}))^N}. \quad (2.4)$$

It is the design objective to construct a constellation $\Phi_1, \Phi_2, \dots, \Phi_n$ such that

$$\min_{l \neq l'} \prod_{m=1}^M (1 - \delta_m^2(\Phi_l^* \Phi_{l'}))$$

is as large as possible. This last expression defines in essence the diversity product. In order to compare different dimensional constellations it is customary to use the definition:

Definition 2.1. (See [10]) The *diversity product* of a unitary constellation \mathcal{V} is defined as

$$\prod \mathcal{V} = \min_{l \neq l'} \left(\prod_{m=1}^M (1 - \delta_m(\Phi_l^* \Phi_{l'})^2) \right)^{\frac{1}{2M}}.$$

An important special case occurs when $T = 2M$. In this situation it is customary to represent all unitary matrices Φ_k in the form:

$$\Phi_k = \frac{\sqrt{2}}{2} \begin{pmatrix} I \\ \Psi_k \end{pmatrix}. \quad (2.5)$$

Note that by definition of Φ_k the matrix Ψ_k is a $M \times M$ unitary matrix. The diversity product as defined in Definition 2.1 has then a nice form in terms of the unitary matrices. For this let λ_m be the m th eigenvalue of a matrix. Then we have:

$$1 - \delta_m^2(\Phi_{l'}^* \Phi_l) = \frac{1}{4} \lambda_m (2I_M - \Phi_l^* \Phi_{l'} - \Phi_{l'}^* \Phi_l) = \frac{1}{4} \delta_m^2 (I_M - \Psi_{l'}^* \Psi_l) = \frac{1}{4} \delta_m^2 (\Psi_{l'} - \Psi_l).$$

So we have

$$\prod_{m=1}^M (1 - \delta_m^2(\Phi_{l'}^* \Phi_l))^{\frac{1}{2M}} = \frac{1}{2} \prod_{m=1}^M \delta_m (\Phi_{l'} - \Phi_l)^{\frac{1}{M}} = \frac{1}{2} |\det(\Psi_{l'} - \Psi_l)|^{\frac{1}{M}}.$$

When $T = 2M$ and the constellation \mathcal{V} is defined as above, then the formula of the diversity product assumes the simple form:

$$\prod \mathcal{V} = \frac{1}{2} \min_{0 \leq l < l' \leq L} |\det(\Psi_l - \Psi_{l'})|^{\frac{1}{M}}. \quad (2.6)$$

We call a constellation \mathcal{V} a fully diverse constellation if $\prod \mathcal{V} > 0$.

A lot of efforts have been taken to construct constellations with large diversity product. (See e.g. [10, 13, 6, 7, 20, 19, 21]). For the particular situation $T = 2M$ the design asks for the construction of a discrete subset $\mathcal{V} = \{\Psi_1, \dots, \Psi_L\}$ of the set of $M \times M$ unitary matrices $U(M)$. When this discrete subset has the structure of a discrete subgroup of $U(M)$ then the condition that \mathcal{V} is fully diverse is equivalent with the condition that the identity matrix is the only element of \mathcal{V} having an eigenvalue of 1. In other words the constellation \mathcal{V} is required to operate fixed point free on the vector space \mathbb{C}^M . Using a classical classification result of fixed point free unitary representations by Zassenhaus [23] Shokrollahi et al. [20, 19] were able to study the complete list of fully diverse finite group constellations inside the unitary group $U(M)$. Some of these constellations have the best known diversity product for given fixed parameters M, N, L . Unfortunately the possible configurations derived in this way is somehow limited. The constellations are also optimized for the diversity product and as we demonstrate in this paper equal attention should be given to the diversity sum.

Remark 2.2. In most of the literature mentioned above researchers focus their attention to constellations having the special form (2.5). Unitary differential modulation is used to avoid sending the identity (upper part of every element in the constellation) redundantly. This increases the transmission rate by a factor of 2 to:

$$R = \frac{\log_2(L)}{M} = 2 \frac{\log_2(L)}{T}.$$

Because of this reason we will also focus ourselves in the later part of the paper to the special form (2.5) as well. Nonetheless it will become obvious that the numerical techniques also work in the general situation.

2.2 Design criterion for low SNR channel

As we mentioned before a constellation with a large diversity sum will have a small diversity function at small values of the signal to noise ratio. This is particularly suitable when the system operates in a very noisy environment. When ρ is small, using Formula (2.3), one has the following expansion:

$$\begin{aligned} \prod_{m=1}^M \left[1 + \frac{(\rho T/M)^2}{4(1 + \rho T/M)} (1 - \delta_m^2(\Phi_l^* \Phi_{l'})) \right] &= \prod_{m=1}^M [1 + \tilde{\rho} - \tilde{\rho} \delta_m^2(\Phi_l^* \Phi_{l'})] \\ &= (1 + \tilde{\rho})^M - \tilde{\rho} \sum_{m=1}^M \delta_m^2(\Phi_l^* \Phi_{l'}) (1 + \tilde{\rho})^{M-1} + O(\tilde{\rho}^2). \end{aligned}$$

When $\rho \rightarrow 0$, i.e. $\tilde{\rho} \rightarrow 0$, we can omit the higher order terms $O(\tilde{\rho}^2)$ and the upper bound of $P_{\Phi_l, \Phi_{l'}}$ requires that

$$\sum_m \delta_m^2 = \|\Phi_l^* \Phi_{l'}\|_F^2$$

is small. In order to lower the pairwise error probability, it is the objective to make $\|\Phi_l^* \Phi_{l'}\|_F^2$ as small as possible for every pair of l, l' . It follows that at high SNR, the probability primarily depends on $\prod_{m=1}^M (1 - \delta_m^2)$, but at low SNR, the probability primarily depends on $\sum_{m=1}^M \delta_m^2$.

In order to be able to compare the constellation of different dimensions, we define:

Definition 2.3. The *diversity sum* of a unitary constellation \mathcal{V} is defined as

$$\sum \mathcal{V} = \min_{l \neq l'} \sqrt{1 - \frac{\|\Phi_l^* \Phi_{l'}\|_F^2}{M}}.$$

Again one has the important special case where $T = 2M$ and the matrices Φ_k take the special form (2.5). In this case one verifies that

$$\begin{aligned} \|\Phi_l^* \Phi_{l'}\|_F^2 &= \frac{1}{4} \|I + \Psi_l^* \Psi_{l'}\|_F^2 = \frac{1}{4} \text{tr}((I + \Psi_l^* \Psi_{l'})(I + \Psi_{l'}^* \Psi_l)) \\ &= \frac{1}{4} \text{tr}(2I + \Psi_l^* \Psi_l + \Psi_{l'}^* \Psi_{l'}) = \frac{1}{4} (4M - (2M - \text{tr}(\Psi_l^* \Psi_l + \Psi_{l'}^* \Psi_{l'}))) \\ &= \frac{1}{4} (4M - \text{tr}((\Psi_l - \Psi_{l'})^* (\Psi_l - \Psi_{l'}))) = \frac{1}{4} (4M - \|\Psi_l - \Psi_{l'}\|_F^2) \end{aligned}$$

For the form (2.5) the diversity sum assumes the following simple form:

$$\sum \mathcal{V} = \min_{l,l'} \frac{1}{2\sqrt{M}} \|\Psi_l - \Psi_{l'}\|_F. \quad (2.7)$$

Remark 2.4. Without mentioning the term the concept of diversity sum was used in [9]. Liang and Xia [13, p. 2295] explicitly defined the diversity sum in the situation when $T = 2M$ using equation (2.7). Definition 2.3 naturally generalizes the definition to arbitrary constellations.

As the formulas make it clear the diversity sum and the diversity product are in general very different. There is however an exception. When $T = 4$, $M = 2$ and the constellation \mathcal{V} is in the special (2.5). If in addition all the 2×2 matrices $\{\Psi_1, \dots, \Psi_L\}$ are a subset of the special unitary group

$$SU(2) = \{A \in \mathbb{C}^{2 \times 2} \mid A^* A = I \text{ and } \det A = 1\}$$

then it turns out that the diversity product $\prod \mathcal{V}$ and the diversity sum $\sum \mathcal{V}$ of such a constellation are the same. For this note that elements $\Psi_l, \Psi_{l'}$ of $SU(2)$ have the special form:

$$\Psi_l = \begin{pmatrix} a & b \\ -\bar{b} & \bar{a} \end{pmatrix}, \quad \Psi_{l'} = \begin{pmatrix} c & d \\ -\bar{d} & \bar{c} \end{pmatrix}.$$

Through a direct calculation one verifies that $\det(\Psi_l - \Psi_{l'}) = |a - c|^2 + |b - d|^2$ and $\|\Psi_l - \Psi_{l'}\|_F^2 = 2(|a - c|^2 + |b - d|^2)$. But this means that $\prod \mathcal{V} = \sum \mathcal{V}$ for constellations inside $SU(2)$.

2.3 Three illustrative examples

The diversity sum and the diversity product govern the diversity function at low SNR respectively at high SNR. Codes optimized at these extreme values of the SNR-axis do not necessarily perform very well on the “other side of the spectrum”. In this subsection we illustrate the introduced concepts on three examples. All examples have about equal parameters, namely $T = 4$, $M = 2$ and the size L is 121 respectively 120. The first two examples are well studied examples from the literature. The third example is one we derived by numerical methods.

Orthogonal Design: This constellation has been considered by several authors [2, 20]. For our purpose we simply define this code as a subset of $SU(2)$:

$$\left\{ \frac{\sqrt{2}}{2} \begin{pmatrix} e^{\frac{2m\pi i}{11}} & e^{\frac{2n\pi i}{11}} \\ -e^{-\frac{2m\pi i}{11}} & e^{-\frac{2n\pi i}{11}} \end{pmatrix} \mid m, n = 0, 1, \dots, 10 \right\}.$$

The constellation has 121 elements and the diversity sum and the diversity product are the same.

Unitary Representation of $SL_2(\mathbb{F}_5)$: Shokrollahi e. a. [20] derived a constellation using the theory of fixed point free representations whose diversity product is near optimal. This constellation appears as a unitary representation of the finite group $SL_2(\mathbb{F}_5)$ and we will refer to this constellation as the $SL_2(\mathbb{F}_5)$ -constellation. The finite group $SL_2(\mathbb{F}_5)$ has 120 elements and this is also the size of the constellation. In order to describe the constellation let $\eta = e^{\frac{2\pi i}{5}}$ and define

$$P = \frac{1}{\sqrt{5}} \begin{pmatrix} \eta^2 - \eta^3 & \eta^1 - \eta^4 \\ \eta^1 - \eta^4 & \eta^3 - \eta^2 \end{pmatrix}, \quad Q = \frac{1}{\sqrt{5}} \begin{pmatrix} \eta^1 - \eta^2 & \eta^2 - \eta^1 \\ \eta^1 - \eta^3 & \eta^4 - \eta^3 \end{pmatrix}.$$

Then the constellation is given by the set of matrices $(PQ)^j X$, where $j = 0, 1, \dots, 9$, X runs over the set

$$\{I_2, P, Q, QP, QPQ, QPQ^2, QPQ^3, QPQ^4, QPQ^5, QPQ^6, QPQ^7, QPQ^8, QPQ^9, QPQ^{10}, QPQ^{11}, QPQ^{12}, QPQ^{13}, QPQ^{14}, QPQ^{15}, QPQ^{16}, QPQ^{17}, QPQ^{18}, QPQ^{19}, QPQ^{20}, QPQ^{21}, QPQ^{22}, QPQ^{23}, QPQ^{24}, QPQ^{25}, QPQ^{26}, QPQ^{27}, QPQ^{28}, QPQ^{29}, QPQ^{30}, QPQ^{31}, QPQ^{32}, QPQ^{33}, QPQ^{34}, QPQ^{35}, QPQ^{36}, QPQ^{37}, QPQ^{38}, QPQ^{39}, QPQ^{40}, QPQ^{41}, QPQ^{42}, QPQ^{43}, QPQ^{44}, QPQ^{45}, QPQ^{46}, QPQ^{47}, QPQ^{48}, QPQ^{49}, QPQ^{50}, QPQ^{51}, QPQ^{52}, QPQ^{53}, QPQ^{54}, QPQ^{55}, QPQ^{56}, QPQ^{57}, QPQ^{58}, QPQ^{59}, QPQ^{60}, QPQ^{61}, QPQ^{62}, QPQ^{63}, QPQ^{64}, QPQ^{65}, QPQ^{66}, QPQ^{67}, QPQ^{68}, QPQ^{69}, QPQ^{70}, QPQ^{71}, QPQ^{72}, QPQ^{73}, QPQ^{74}, QPQ^{75}, QPQ^{76}, QPQ^{77}, QPQ^{78}, QPQ^{79}, QPQ^{80}, QPQ^{81}, QPQ^{82}, QPQ^{83}, QPQ^{84}, QPQ^{85}, QPQ^{86}, QPQ^{87}, QPQ^{88}, QPQ^{89}, QPQ^{90}, QPQ^{91}, QPQ^{92}, QPQ^{93}, QPQ^{94}, QPQ^{95}, QPQ^{96}, QPQ^{97}, QPQ^{98}, QPQ^{99}, QPQ^{100}, QPQ^{101}, QPQ^{102}, QPQ^{103}, QPQ^{104}, QPQ^{105}, QPQ^{106}, QPQ^{107}, QPQ^{108}, QPQ^{109}, QPQ^{110}, QPQ^{111}, QPQ^{112}, QPQ^{113}, QPQ^{114}, QPQ^{115}, QPQ^{116}, QPQ^{117}, QPQ^{118}, QPQ^{119}\}.$$

The constellation has rate $R = 3.45$ and $\prod SL_2(\mathbb{F}_5) = \sum SL_2(\mathbb{F}_5) = \frac{1}{2} \sqrt{\frac{3-\sqrt{5}}{2}} \sim 0.309$. The diversity product of this constellation is truly outstanding. For illustrative purposes we plotted in Figure 2 the diversity functions of this constellation.

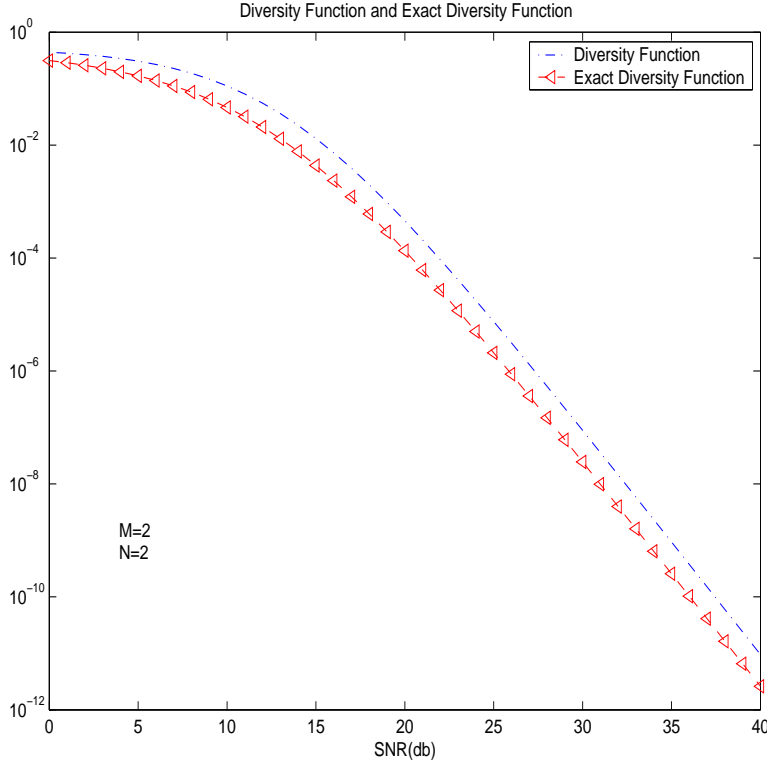


Figure 2: Diversity function $\mathcal{D}(\mathcal{V}, \rho)$ and exact diversity function for the group constellation $SL_2(\mathbb{F}_5)$.

Numerically Derived Constellation: Using Simulated Annealing Algorithm we found after short computation a constellation with near perfect diversity sum. The constellation is given through a set of 121 matrices

$$\left\{ \Psi_{k,l} := A^k B^l | A = \begin{pmatrix} -0.9049 + 0.3265 * i & 0.1635 + 0.2188 * i \\ 0.0364 + 0.2707 * i & -0.8748 + 0.4002 * i \end{pmatrix}, \right. \\ \left. B = \begin{pmatrix} -0.1596 + 0.9767 * i & -0.1038 + 0.0994 * i \\ 0.0833 - 0.1171 * i & -0.9432 + 0.2995 * i \end{pmatrix}, k, l = 0, 1, \dots, 10 \right\}.$$

Table 1. The following table summarizes the parameters of the three constellations:

	Orthogonal design	$SL_2(\mathbb{F}_5)$	Numerically derived
Number of elements	121	120	121
diversity sum	0.1992	0.309	0.3886
diversity product	0.1992	0.309	0.0278

Of course we were curious about the performance of these three different codes. Figure 3 provides simulation results for each of the three constellations:

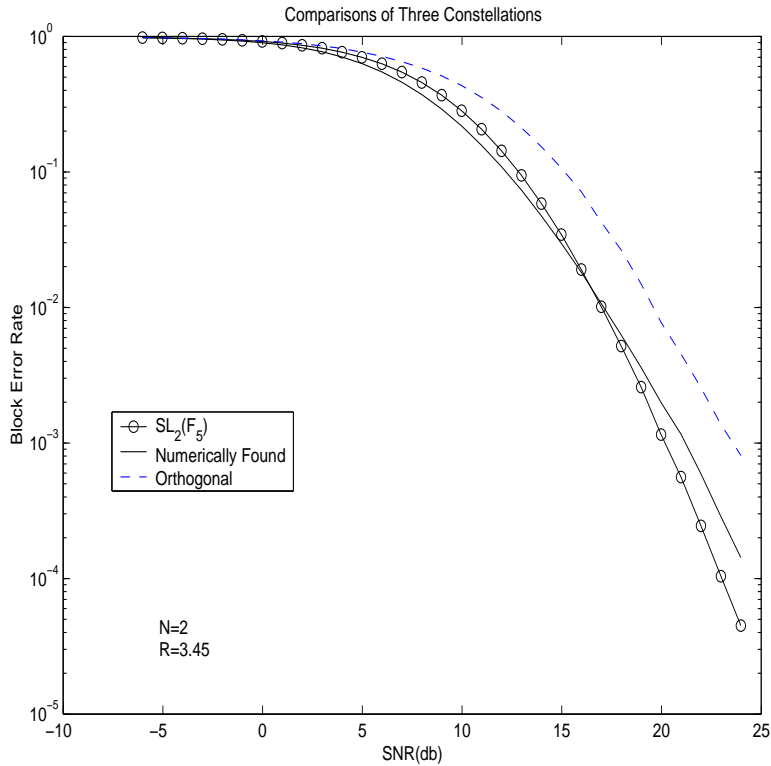


Figure 3: Simulations of three constellations having sizes $T = 4$, $M = 2$ and $L = 120$ respectively $L = 121$.

Note that the numerically designed code who has a very bad diversity product is performing very well nevertheless due to the exceptional diversity sum. These simulation results give an indication that the diversity sum is a very important parameter for a constellation.

3 Numerical Design of Unitary Constellations with Good Diversity

In order to numerically design constellations with good diversity it will be necessary to have a good parameterization for the set of all constellations having size L , block length T and operating with M transmit antennas. In this section we show how one can use the theory of complex Stiefel manifolds and the classical Cayley transform to obtain such a parameterization in all cases.

3.1 The complex Stiefel manifold

Definition 3.1. The subset of $T \times M$ complex matrices

$$\mathcal{S}_{T,M} := \{ \Phi \in \mathbb{C}^{T \times M} \mid \Phi^* \Phi = I_M \}$$

is called the *complex Stiefel manifold*.

From an abstract point of view a constellation $\mathcal{V} := \{ \Phi_1, \dots, \Phi_L \}$ having size L , block length T and operating with M antennas can be viewed as a point in the complex manifold

$$\mathcal{M} := (\mathcal{S}_{T,M})^L = \underbrace{\mathcal{S}_{T,M} \times \dots \times \mathcal{S}_{T,M}}_{L \text{ copies}}.$$

The search for good constellations \mathcal{V} requires hence the search for points in \mathcal{M} whose diversity is excellent in some interval $[\rho_1, \rho_2]$.

Stiefel manifolds have been intensely studied in the mathematics literature since their introduction by Eduard Stiefel some 50 years ago. A classical paper on complex Stiefel manifolds is [3], a paper with a point of view towards numerical algorithms is [5]. The major properties are summarized by the following theorem:

Theorem 3.2. $\mathcal{S}_{T,M}$ is a smooth, real and compact sub-manifold of $\mathbb{C}^{MT} = \mathbb{R}^{2MT}$ of real dimension $2TM - M^2$.

Some of the stated properties will follow from our further development.

The following two examples give some special cases.

Example 3.3.

$$\mathcal{S}_{T,1} = \left\{ x \in \mathbb{C}^T \mid \|x\| = \sqrt{\sum_{i=1}^M x_i \bar{x}_i} = 1 \right\} \subset \mathbb{R}^{2T}$$

is isomorphic to the $2T - 1$ dimensional unit sphere S^{2T-1} .

Example 3.4. When $T = M$ then $\mathcal{S}_{T,M} = U(M)$, the group of $M \times M$ unitary matrices. It is well known that the Lie algebra of $U(M)$, i.e. the tangent space at the identity element, consists of all $M \times M$ skew-Hermitian matrices. This linear vector space has real dimension M^2 , in particular the dimension of $U(M)$ is M^2 as well.

A direct consequence of Theorem 3.2 is:

Corollary 3.5. *The manifold \mathcal{M} which parameterizes the set of all constellations \mathcal{V} having size L , block length T and operating with M antennas forms a real compact manifold of dimension $2LTM - LM^2$.*

As this corollary makes it clear a full search over the total parameter space is only possible for very moderate sizes of M, L, T . It is also required to have a good parameterization of the complex Stiefel manifold $\mathcal{S}_{T,M}$ and we will go after this task next.

The unitary group is closely related to the complex Stiefel manifold and the problem of parameterization ultimately boils down to the parameterization of unitary matrices. For this assume that Φ is a $T \times M$ matrix representing an element of the complex Stiefel manifold $\mathcal{S}_{T,M}$. Using Gram-Schmidt one constructs a $T \times (T - M)$ matrix V such that the $T \times T$ matrix $[\Phi | V]$ is unitary. Define two $T \times T$ unitary matrices $[\Phi_1 | V_1]$ and $[\Phi_2 | V_2]$ to be equivalent whenever $\Phi_1 = \Phi_2$. A direct calculation shows that two matrices are equivalent if and only if there is $(T - M) \times (T - M)$ matrix Q such that:

$$[\Phi_2 | V_2] = [\Phi_1 | V_1] \begin{pmatrix} I & 0 \\ 0 & Q \end{pmatrix}. \quad (3.1)$$

Identifying the set of matrices Q appearing in (3.1) with the unitary group $U(T - M)$ we get the result:

Lemma 3.6. *The complex Stiefel manifold $\mathcal{S}_{T,M}$ is isomorphic to the quotient group*

$$U(T)/U(T - M).$$

This lemma let us verify the dimension formula for $\mathcal{S}_{T,M}$ stated in Theorem 3.2:

$$\dim \mathcal{S}_{T,M} = \dim U(T) - \dim U(T - M) = T^2 - (T - M)^2 = 2TM - M^2.$$

The section makes it clear that a good parameterization of the set of constellations \mathcal{V} requires a good parameterization of the manifold \mathcal{M} and this in turn requires a good parameterization of the unitary group $U(M)$.

Once one has a nice parameterization of the unitary group $U(M)$ then Lemma 3.6 provides a way to parameterize the Stiefel manifold $\mathcal{S}_{T,M}$ as well. Parameterizing $U(T)$ modulo $U(T - M)$ is however an ‘over parameterization’. Edelman, Arias and Smith [5] explained a way on how to describe a local neighborhood of a (real) Stiefel manifold $\mathcal{S}_{T,M}$. The method can equally well be applied in the complex case. We do not pursue this parameterization in this paper and leave this for future work.

In the remainder of this paper we will concentrate on constellations having the special form (2.5). From a numerical point of view we require for this a good parameterization of the unitary group and the next subsection provides an elegant way to do this.

3.2 Cayley transformation

There are several ways to represent a unitary matrix in a very explicit way. One elegant way makes use of the classical Cayley transformation. In order that the paper is self contained we provide a short summary. More details are given in [18, Section 22] and [8].

Definition 3.7. For a complex $M \times M$ matrix Y which has no eigenvalues at -1 , the Cayley transform of Y is defined to be

$$Y^c = (I + Y)^{-1}(I - Y),$$

where I is the $M \times M$ identity matrix

Note that $(I + Y)$ is nonsingular whenever Y has no eigenvalue at -1 . One immediately verifies that $(Y^c)^c = Y$. This is in analogy to the fact that the linear fractional transformation $f(z) = \frac{1-z}{1+z}$ has the property that $f(f(z)) = z$.

Recall that a matrix M is skew-Hermitian whenever $A^* = -A$. The set of $M \times M$ skew-Hermitian matrices forms a linear subspace of $\mathbb{C}^{M \times M} \cong \mathbb{R}^{2M^2}$ having real dimension M^2 . This is the Lie algebra of the unitary group $U(M)$. The main property of the Cayley transformation is summarized in the following theorem. (See e.g. [8, 18]).

Theorem 3.8. *When A is a skew-Hermitian matrix then $(I + A)$ is nonsingular and the Cayley transform $V := A^c$ is a unitary matrix. Vice versa when V is a unitary matrix which has no eigenvalues at -1 then the Cayley transform V^c is skew-Hermitian.*

This theorem allows one to parameterize the open set of $U(M)$ consisting of all unitary matrices whose eigenvalues do not include -1 through the linear vector space of skew-Hermitian matrices.

The Cayley transformation is very important for the numerical design of constellations because it makes the local topology of $U(M)$ clear. One can see that most optimization method require us to consider the neighborhood of one element in $U(M)$.

3.3 Simulated Annealing Algorithm (SA)

In our numerical experiments we have considered several methods. Because there is a large number of target functions the best known optimization algorithms such as Newton's Methods [16, 5] and the Conjugate Gradient Method [16, 5] are difficult to implement.

Two algorithms of very general nature, the *Simulated Annealing Algorithm* and the *Genetic Algorithm* turned out to be very practical. In this and the next subsection we describe these algorithms.

Simulated Annealing is a method which mimics the process of melted metal getting cooled off. In the annealing process of the melted metal, first the metal is heated to melt, then the temperature is getting down gradually. The metal will get to a minimized energy state if the temperature is lowering slow enough. For more details about this algorithm, we refer to [1, 22, 17].

In fact, we would rather call it a general method instead of a concrete algorithm. Generally speaking, for a given optimization problem, we always take an initial solution in some

certain way. Then consider the “neighborhood” of this solution, we will accept the solution in the “neighborhood” according to some predefined criterion which might include a probability threshold.

SA is a stochastic method which will find better solution up to the optimal point in an iterative way. And with Cayley transformation which is a good representation of any dimensional unitary matrix, one can see that this method can be applied to any dimensional constellation design based on the algebraic structure we proposed as above.

The algorithm we are using also depends on the initial guess. In 2 dimensional constellation search, one can use the Brute Force with coarser grid to find a good guess, then use SA to iteratively find better and better points. But when it comes to higher dimension, it is not feasible to use this approach anymore with limited computing power. One way to find a good initial guess is to start from an existing constellation (such as a group constellation).

Our implementation of the algorithm can be summarized in the following way:

1. Generate initial generators of the whole constellation. For low dimension, one can try to use coarser mesh to find better starting points, for high dimension one can randomly choose an initial guess.
2. Using the Cayley transformation of the generators generate randomly a new constellation in the neighborhood of the old constellation where the selection is done using a Gaussian distribution with decreasing variances as the algorithm progresses.
3. Calculate the diversity function (product, sum) of the newly constructed constellation.
4. If the new constellation has better diversity function (product, sum), then accept the new constellation. If not, reject the new constellation and keep the old constellation (or accept it according to Metropolis’s criterion [15]).
5. Check the stopping criterion, if satisfied, then stop, otherwise go to 2 and continue the iteration.

3.4 Genetic Algorithm (GA)

Genetic Algorithm [12] is a optimization algorithm proposed by J.H. Holland emulating the evolutionary process of species. GA doesn’t assume much specific information about the given problem. First a group of candidates are selected in a certain way and they are encoded using binary coding in most cases. Then consider the offsprings of the candidates (the mating processing is also defined with respect to the specific problem). In the same time there might be new random candidates added in. The whole idea is “better survive”, which really means some candidates with higher *Fitness Evaluation Function* keep staying in the group and other “worse” ones will get discarded. The algorithm will stop if some threshold is reached after certain number of iterations. The interested reader will find further details in [4, 14].

Our adapted algorithm is summarized in the following way:

1. Generate the initial population randomly with the desired size.

2. For every individual in the population, calculate its Fitness Evaluation Function. In our situation this is the minimum distance from this individual to all other individuals. Of course this depends on the criterion we want to optimize (diversity function, product, sum).
3. Replace the individuals which have the worst Fitness Evaluation Function with the same number of randomly chosen individuals. (If necessary, randomly choose certain number of individuals for mutation).
4. Calculate the diversity function (product, sum) of the given size population, if it improves, accept it, otherwise, restore the population to the previous population.
5. Check the stopping criterion, if satisfied, then stop, otherwise go to 2 and continue the iteration.

3.5 Constellations with algebraic structure

As explained in the beginning of this section the number of parameters to be optimized explodes for even moderately chosen numbers T, M and L . The full parameterization of a constellation with size $L = 120, T = 4$ and $M = 2$ has 1440 free parameters and this is out of the range for a naive implementation of the simulated annealing algorithm. The genetic algorithm is still feasible in this range.

In this subsection we explain how one can restrict the parameter space to judiciously chosen subsets and do the optimization inside this restricted parameter space only.

Consider a general constellation of square unitary matrices:

$$\mathcal{V} = \{\Psi_1, \Psi_2, \dots, \Psi_L\}.$$

In order to calculate the diversity product (or sum), one needs to do $\frac{L(L-1)}{2}$ calculations: $|\det(\Psi_i - \Psi_j)|$, for every different pair i, j .

If one deals with a group constellation then one needs only to calculate $L - 1$ such determinant calculations and this is one of the big advantages of group constellations. This is a direct consequence of

$$|\det(\Psi_i - \Psi_j)| = |\det(\Psi_i) \det(I - \Psi_i^* \Psi_j)| = |\det(I - \Psi_i^* \Psi_j)|,$$

where $\Psi_i^* \Psi_j$ is still in the group.

Group constellations are however very restrictive what the algebraic structure is concerned. In the following we are going to present some constellations in between general constellations and group constellations. Our constellations have some small number of generators. This will ensure that the total parameter space to be searched is limited as well. Like for group constellations we can reduce the number of targets. We start with an example:

Example 3.9. Consider the constellation

$$\mathcal{V} = \{A^k B^l | A, B \in U(M), k = 0, \dots, p, l = 0, \dots, q\},$$

The parameter space for this constellation is $U(M) \times U(M)$, this is a manifold of dimension $2M^2$ and the number of elements is $(p+1)(q+1)$. If one has to compute $|\det(\Psi_i - \Psi_j)|$ for every distinct pair this would require $\binom{(p+1)(q+1)}{2}$. We will show in the following that the same result can be obtained by doing $2pq + p + q$ determinant computations. This is in analogy to the situation of group constellations.

Let Ψ_i and Ψ_j be two distinct elements having the form $A^{k_1}B^{l_1}$ and $A^{k_2}B^{l_2}$ respectively.

We have now several cases. When $k_1 = k_2$, then necessarily $l_1 \neq l_2$ and the distance is computed as

$$|\det(A^{k_1}B^{l_1} - A^{k_2}B^{l_2})| = |\det(I - B^{|l_2-l_1|})|,$$

where $|l_2 - l_1|$ is an integer between 1 and q .

If $l_1 = l_2$, then we have $k_1 \neq k_2$ and the distance is computed as

$$|\det(A^{k_1}B^{l_1} - A^{k_2}B^{l_2})| = |\det(I - A^{|k_2-k_1|})|,$$

where $|k_2 - k_1|$ is an integer between 1 and p .

If $(k_1 < k_2$ and $l_1 < l_2)$ or $(k_1 > k_2$ and $l_1 > l_2)$, we have

$$|\det(A^{k_1}B^{l_1} - A^{k_2}B^{l_2})| = |\det(I - A^{|k_2-k_1|}B^{|l_2-l_1|})|,$$

where $1 \leq |k_2 - k_1| \leq p$ and $1 \leq |l_2 - l_1| \leq q$.

Similarly if $(k_1 < k_2$ and $l_1 > l_2)$ or $(k_1 > k_2$ and $l_1 < l_2)$ then

$$|\det(A^{k_1}B^{l_1} - A^{k_2}B^{l_2})| = |\det(A^{|k_2-k_1|} - B^{|l_2-l_1|})|,$$

with $1 \leq |k_2 - k_1| \leq p$ and $1 \leq |l_2 - l_1| \leq q$.

The total number of distances to be computed is in total equal to $2pq + p + q$.

Above idea can be applied to describe in an algebraic way constellations where the number of distances is always considerably smaller than the total number of comparisons involving all possible pairs. The following provides a list of similar generator sets for constellations.

1. $\mathcal{V} = \{A^k B^l | A, B \in U(M), k = 0, \dots, p, l = 0, \dots, q\}$
2. $\mathcal{V} = \{A^k B^l C^m | A, B, C \in U(M), k = 0, \dots, p, l = 0, \dots, q, m = 0, \dots, r\}$
3. $I, A, AB, ABA, ABAB, ABABA, \dots$
4. $I, A, AB, ABC, ABCA, ABCAB, ABCABC, ABCABCA, \dots$
5. $I, AB, A^2 B^2, A^3 B^3, \dots$
6. $I, ABC, A^2 B^2 C^2, A^3 B^3 C^3, \dots$

The last generator set can also be found in [13] to design codes algebraically. Above construction ideas can be applied to do "product constructions". For instance,

7. Let $S_1 = \{I, C, C^2, C^3, \dots\}$ and $S_2 = \{I, A, AB, ABA, \dots\}$ and consider the cartesian product constellation

$$S = S_1 \times S_2 = \{s_1 s_2 | s_1 \in S_1, s_2 \in S_2\}.$$

8. Similarly, let $S_1 = \{I, A, AB, ABA, \dots\}$ and $S_2 = \{I, C, CD, DCD, CDCD, \dots\}$ and consider the constellation

$$S = S_1 \times S_2 = \{s_1 s_2 | s_1 \in S_1, s_2 \in S_2\}.$$

For a $P, P' \in U(M)$ and any matrix $Q \in C^{M \times M}$, we have

$$\|PQP'\|_F = \|Q\|_F.$$

Like for the diversity product it follows from above that the number of targets to be checked in order to compute the diversity sum is reduced in a similar way. In fact, it can be shown that the method works in the same way if one wants to optimize the diversity function at a certain SNR. This is essential the case because:

$$\delta_m(PQP') = \delta_m(Q), \quad (3.2)$$

for $m = 1, 2, \dots, M$.

With constellations as above we are able to reduce the dimension of the parameter space and in the same time we have a considerable reduction in the number of targets to be checked. This is absolutely essential for the Simulated Annealing Algorithm which we described before.

Remark 3.10. Because of (3.2) one can use the algebraic structures we presented also for the design of constellations where exact diversity function is optimized at a certain SNR. The idea is appealing but of course it involves the evaluation of an improper integral in every loop and this is computationally very expensive. For a constellation of size 3 this is however easily possible and we have done this in the sequel.

The first constellation is 3 element 2 dimensional constellation with optimal diversity product and diversity sum (consult Appendix A for more details):

$$\left\{ I, A, B | A = \begin{pmatrix} e^{\frac{2\pi i}{3}} & 0 \\ 0 & e^{-\frac{2\pi i}{3}} \end{pmatrix}, B = \begin{pmatrix} e^{\frac{4\pi i}{3}} & 0 \\ 0 & e^{-\frac{4\pi i}{3}} \end{pmatrix} \right\}$$

The second constellation is optimized at 5 db by Simulated Annealing Algorithm based on exact diversity function:

$$\left\{ I, A_1, B_1 | A_1 = \begin{pmatrix} -0.4530000 - 0.7804689 * i, & 0.2197119 - 0.3706563 * i \\ -0.1733377 - 0.3944787 * i, & -0.5439448 + 0.7200449 * i \end{pmatrix}, \right. \\ \left. B_1 = \begin{pmatrix} -0.4475155 + 0.7358245 * i, & -0.1243078 + 0.4927877 * i \\ 0.1862253 + 0.4728766 * i, & -0.5378253 - 0.6726454 * i \end{pmatrix} \right\}.$$

The simulation results are given in Figure 4.

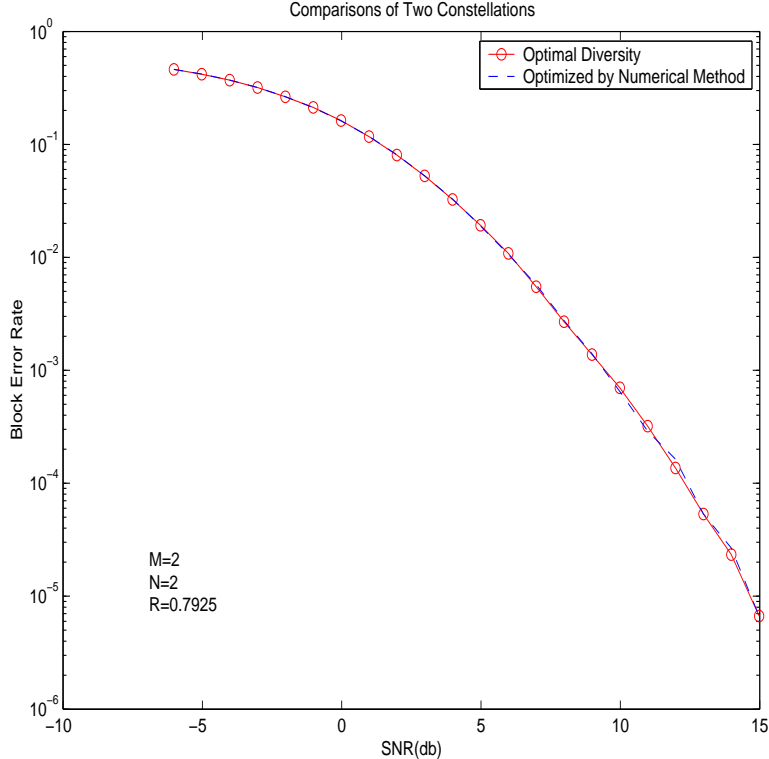


Figure 4: Optimized constellation by exact diversity function versus constellation with optimal diversity product and sum. From the graph, one can see that the two constellation almost have the same performance, except there are minor deviations at certain interval. Actually it can be verified that the elements in the second constellation are similar to (up to one unitary matrix) those in the first constellation, so it has also optimal diversity product and diversity sum. For more details about 2 dimensional optimal constellation with 3 elements, one can look at Appendix A.

4 Numerical Results of Constellation Design

4.1 2 Dimensional constellation design

We are going to talk about 2 dimensional constellation design separately because unlike higher dimensional ones, we have a very explicit representation of $U(2)$:

$$U(2) = \left\{ \begin{pmatrix} a & be^{i\theta} \\ -\bar{b} & \bar{a}e^{i\theta} \end{pmatrix} \mid |a|^2 + |b|^2 = 1, \quad 0 \leq \theta \leq 2\pi \right\}. \quad (4.1)$$

From above, one can see that $U(2)$ is 4 dimensional, something we have already mentioned before. So when we consider the finitely generated constellation with a good algebraic structure, it is possible to use Brute Force method to calculate the almost optimal generator. Of course in this process, finer grid and more computing power will make better result.

Table 2. Comparisons of different methods and different parameterizations:

	size	diversity product	structure
Simulated Annealing	125	0.2127	$A^k B^l C^m$
Simulated Annealing	120	0.2202	$A^k B^l$
Simulated Annealing	121	0.2417	$A^k B^l$
Brute Force	120	0.1914	$A^k B^l$
Genetic Algorithm	120	0.2377	N/A

Table 3. Optimization of the the diversity product using Simulated Annealing and different generator sets. All computations were accomplished in less than 3 minutes.

structure/size	36	49	64	256	400	900	10000
$A^k B^l$	0.3860	0.3781	0.2742	0.1025	0.0866	0.0834	0.0158
AB	0.3205	0.2659	0.2450	0.1030	0.0800	0.0579	0.0122
$A^k B^k$	0.3769	0.3502	0.3090	0.1651	0.1342	0.0820	0.0187

structure/size	27	64	216	343	512	729	9261
$A^k B^l C^m$	0.3418	0.2616	0.1833	0.1401	0.0632	0.1012	0.0031
ABC	0.3299	0.1832	0.1033	0.0725	0.0555	0.0430	N/A
$A^k B^k C^k$	0.4122	0.2512	0.0583	0.0206	0.0087	0.0039	N/A

The above tables show some of the numerical results in 2 dimension. The constellations in Table 2 all have about 120 elements and they are therefore comparable with the $SL_2(\mathbb{F}_5)$ constellation described in Subsection 2.3. The obtained diversity products are reasonable good but fall short from the outstanding diversity product of 0.309 which the $SL_2(\mathbb{F}_5)$ constellation has.

The numerical design method seems to be particular powerful if one seeks constellations in higher dimension or if one wants to optimize the diversity sum. One can see the performance of higher dimensional constellations in Subsection 4.3.

Table 4. Comparison of different methods or different parameters

	size	diversity sum	structure
Simulated Annealing	125	0.3919	$A^k B^l C^m$
Simulated Annealing	120	0.3696	$A^k B^l$
Simulated Annealing	121	0.3886	$A^k B^l$
Brute Force	120	0.3673	$A^k B^l$
Genetic Algorithm	120	0.3867	N/A

Table 5. Optimization of the the diversity sum using Simulated Annealing and different generator sets. All computations were accomplished in less than 3 minutes.

structure/size	36	49	64	256	400	900	10000
$A^k B^l$	0.5113	0.4733	0.4474	0.2875	0.2504	0.1848	0.0785
AB	0.5530	0.4240	0.3821	0.1994	0.1629	0.1064	0.0310
$A^k B^k$	0.5466	0.5121	0.4735	0.3088	0.2637	0.2047	0.0869

structure/size	27	64	216	343	512	729	9261
$A^k B^l C^m$	0.5400	0.4210	0.2992	0.2663	0.2099	0.2060	0.0772
ABC	0.5382	0.4497	0.2614	0.2065	0.1695	0.1447	0.0398
$A^k B^k C^k$	0.5630	0.4271	0.2864	0.2198	0.1969	0.1423	N/A

Numerical method is extremely good for designing constellation with large diversity sum, most of the results are the best or very close to the best codes. It can be verified that the $SL_2(\mathbb{F}_5)$ group code also has diversity sum 0.309, we believe that would be the reason its performance is so good. Again as for higher dimension and large cardinality, numerical methods are even more powerful.

We have tried SA on constellation with 10000 elements using the structure $A^k B^l$. For this we can get a diversity sum of 0.1000. For the construction in [7] which can be proven to be asymptotically the best as a subset of $SU(2)$, we can only get a diversity sum of 0.0654 with 8433 elements or a diversity sum of 0.0604 with 10770 elements.

4.2 Constellation design for any dimension

As we mentioned before, we can always choose an existing constellation as starting point as our numerical method. In the sequel, we use the group constellation $G_{21,4}$ in [20]:

$$\mathcal{V}_1 = \{A^k B^l | A = \begin{pmatrix} \eta & 0 & 0 \\ 0 & \eta^4 & 0 \\ 0 & 0 & \eta^{16} \end{pmatrix}, B = \begin{pmatrix} 0 & 1 & 0 \\ 0 & 0 & 1 \\ \eta^7 & 0 & 0 \end{pmatrix}, k = 0, 1, \dots, 20, l = 0, 1, 2\}$$

One can verify that

$$\prod \mathcal{V}_1 = 0.3851$$

It seems like the $G_{21,4}$ is already very good constellation, our algorithm only improves a little. However one can check most of the case, the algorithm will improve much compared to the original group constellation.

$$\mathcal{V}_2 = \{A^k B^l | k = 0, 1, \dots, 20, l = 0, 1, 2\},$$

where

$$A = \begin{pmatrix} 0.9415 + 0.3155 * i & 0.0573 - 0.0222 * i & 0.0496 + 0.0882 * i \\ 0.0160 - 0.0555 * i & 0.4005 + 0.9136 * i & 0.0326 - 0.0212 * i \\ 0.0579 + 0.0855 * i & -0.0312 - 0.0099 * i & 0.1384 - 0.9844 * i \end{pmatrix},$$

$$B = \begin{pmatrix} 0.0175 + 0.0095 * i & 0.9997 + 0.0111 * i & 0.0079 + 0.0042 * i \\ 0.0086 + 0.0100 * i & -0.0082 + 0.0040 * i & 0.9999 + 0.0036 * i \\ -0.4836 + 0.8750 * i & 0.0004 - 0.0198 * i & -0.0045 - 0.0126 * i \end{pmatrix}.$$

One verifies that

$$\prod \nu_2 = 0.3874.$$

Another approach is to choose the starting points randomly. We have the following tables to show the results of some experiments. The experiments are based on the computation on a Intel Pentium 800MHz PC and no computation lasts longer than 3 minutes.

Table 6. Numerical results on diversity product using Simulated Annealing Algorithm

number of elements	dim=2	dim=3	dim=4	dim=5
4	0.7071	0.7657	0.7388	0.6768
9	0.5701	0.5754	0.4774	0.4259
16	0.4018	0.4574	0.4651	0.3877
25	0.3443	0.3834	0.3809	0.3467
36	0.2865	0.3450	0.3501	0.3760

Table 7. Numerical results on diversity sum using Simulated Annealing Algorithm

number of elements	dim=2	dim=3	dim=4	dim=5
4	0.8147	0.8160	0.7861	0.7377
9	0.6956	0.6861	0.6539	0.6389
16	0.5908	0.6459	0.6288	0.5916
25	0.5618	0.6268	0.6190	0.5795
36	0.5286	0.6054	0.6148	0.5853

From above table, SA works well when the cardinality of the constellation is small. When it comes to large number of constellation, SA works even better as we mentioned above. Also SA's results on higher dimension showing the pretty much the same size as 2 dimension which makes us believe it will also work in higher dimension, although we don't have many comparisons available.

We have the following tables to show the results of some experiments using *Genetic Algorithm*. The experiments are based on the computation on a Intel Pentium 800MHz PC and no computation lasts longer than 3 minutes.

Table 8. Numerical results on diversity product using Genetic Algorithm

number of elements	dim=2	optimal DP	dim=3	dim=4	dim=5
3	0.8644	$\frac{\sqrt{3}}{2}=0.8860$	0.8264	0.7305	0.6737
4	0.8051	$\sqrt{\frac{2}{3}}=0.8165$	0.7343	0.6521	0.6305
6	0.6924	unknown	0.6632	0.6154	0.5721
10	0.5768	unknown	0.5497	0.5742	0.4942

Table 9. Numerical results on diversity sum using Genetic Algorithm

number of elements	dim=2	optimal DS	dim=3	dim=4	dim=5
3	0.8601	$\frac{\sqrt{3}}{2}=0.8860$	0.8331	0.8118	0.7798
4	0.8029	$\sqrt{\frac{2}{3}}=0.8165$	0.7802	0.7757	0.7492
6	0.7443	$\sqrt{\frac{3}{5}}=0.7746$	0.7502	0.7293	0.7176
10	0.6826	$\frac{\sqrt{2}}{2}=(0.7071)$	0.6981	0.6920	0.6817

Genetic algorithm works extremely well when it comes to small number constellation. For instance, look at 3 elements 2 dimension diversity product case, one can check the optimal diversity product is $\frac{\sqrt{3}}{2} \sim 0.8660$ (see Appendix A), while our results shows 0.8601. The results make us believe for higher dimension, maybe we are approaching the optimal diversity product(sum) too (In the above table for 3 or higher dimension constellation, we don't know the optimal diversity product). One can see other comparisons with known optimal diversity product(sum) [13]. Whereas when it comes to huge size constellation, our current GA doesn't seems to work as well as small number constellation because of drastically increased complexity. Maybe some more complicated mechanism is needed to add in to handle this problem more subtly.

4.3 Performance of different dimension constellation

Basically our numerical method can be applied to design constellation for every dimension and any transmission rate. The following graph shows the comparison of three constellations with different dimensions with 2 receiver antennas. The first one is a 2 dimensional constellation with 3 elements ($R = 0.7925$) and optimal diversity product 0.8660 and optimal diversity sum 0.8660. The second constellation is 3 dimensional constellation which has 5 elements ($R = 0.7740$) with diversity product 0.7183 and diversity sum 0.7454. The third constellation is a 4 dimensional one consisting of 9 elements ($R = 0.7925$) with diversity product 0.5904 and diversity sum 0.6403. Here we used Genetic Algorithm to optimize the diversity product and the diversity sum at the same time to acquire the last two constellations.

One can see that around 5 db, the second constellation surpasses the first one and is getting better and better as SNR becomes larger. This can be easily understood that the diversity function of the first constellation is approximately dominated by $1/\rho^4$ at high SNR, while the diversity function of the second constellation is dominated by $1/\rho^6$. The same explanation can be applied to the third constellation's performance. One can even foresee that higher dimensional constellations will perform even better and the BER curve will be sharper than low dimensional ones. It is believable that higher dimensional constellation ones will have much more diversity gain compared to lower dimensional ones as for other transmission rate.

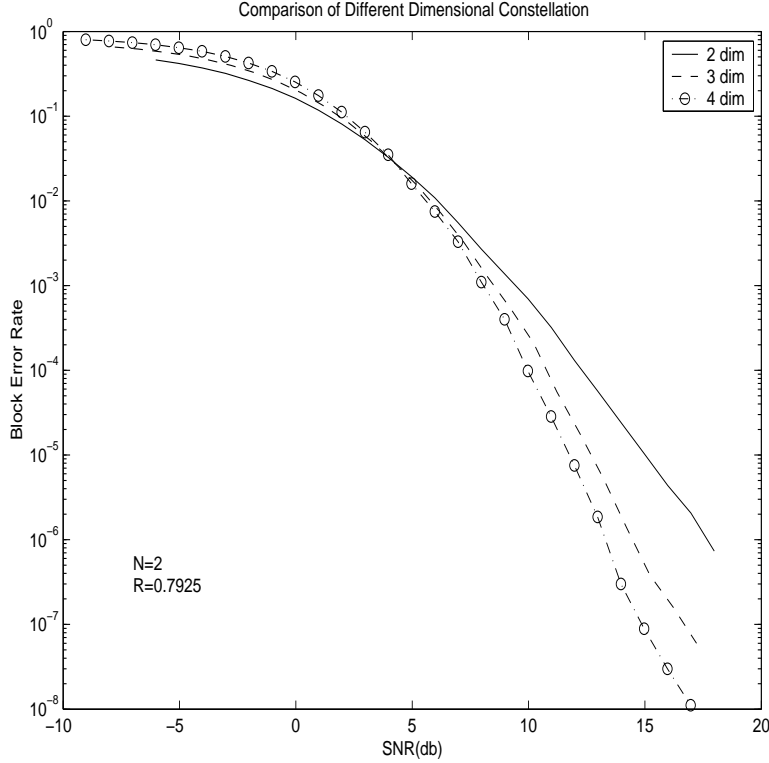


Figure 5: Performance of different dimensional constellations with the same rate

4.4 Constellations optimized for certain values of SNR by diversity function

Different industrial applications require different level of reliability of the communication channels. One may want to optimize the constellation at certain Block Error Rate (BER) or Signal Noise Ratio (SNR). Algebraically designing codes for this purpose seems to be too complicated, while the numerical method can be easily applied for this purpose. In fact as we mentioned before, algebraic structure is still beneficial for optimizing the diversity function using simulated annealing algorithm, we also find our genetic algorithm only needs minor modification to fit in for this purpose. We have the following graph to show some further constellations.

We have already seen the first two constellations, the third constellation is specifically optimized at 25 db using Simulated Annealing Algorithm based on structure $A^k B^l$, one can see that optimizing at different curve does change the shape of curve. Consequently one can see the flexibility of the numerical method employed here.

The third constellation has the following representation:

$$\left\{ A^k B^l \mid A = \begin{pmatrix} -0.3018715 + 0.8863567 * i & 0.1337423 - 0.3245896 * i \\ -0.3487261 - 4.0441897E - 02 * i & -0.9215508 - 0.1658271 * i \end{pmatrix}, \right. \\ \left. B = \begin{pmatrix} -0.9599144 - 0.1577551 * i & 0.2074585 + 0.1031435 * i \\ -0.2074221 + 0.1032166 * i & -0.9598588 + 0.1580936 * i \end{pmatrix}, k, l = 0, 1, \dots, 10 \right\}.$$

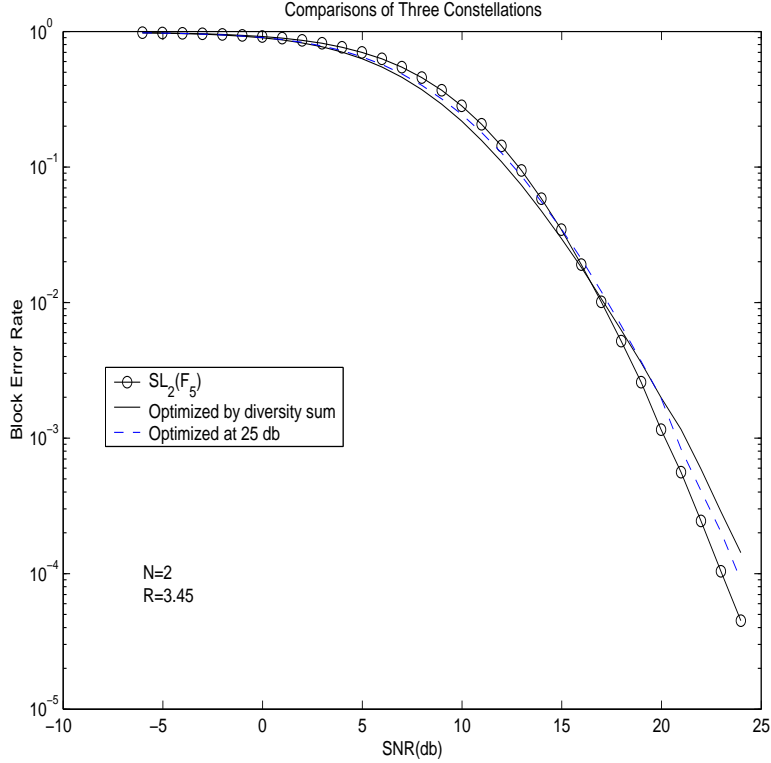


Figure 6: Optimize the constellations at certain SNR by diversity function

4.5 General form constellation numerical design

As above, we discussed numerical methods for the special form of unitary constellation:

$$\mathcal{V} := \{\Phi_1, \dots, \Phi_L\},$$

where

$$\Phi_k = \frac{\sqrt{2}}{2} \begin{pmatrix} I \\ \Psi_k \end{pmatrix}.$$

There are numerical methods available to design general constellation as well. Right now we are only taking the simplest approach. In this case, we assume that $T = 2M$ and we consider the following constellation:

$$\{A^k B \mid A \in U(M), B = \begin{pmatrix} I \\ 0 \end{pmatrix}, k = 0, 1, \dots, l\}.$$

With this algebraic structure, whenever we want to calculate the diversity product or sum or more generally the diversity function, one needs to calculate $\Phi_{l'}^* \Phi_l$. It is easily verified that they will end up being one of the following:

$$B^* A^k B \quad k = -l, \dots, l.$$

In this way, we have a finitely generated constellation with reduced number of targets.

Table 10. The following tables show our elementary results using SA.

size	3	4	5	6	7	8	9
rate	0.3962	0.5000	0.5905	0.6462	0.7018	0.7500	0.7925
diversity sum	0.8654	0.7901	0.7889	0.7652	0.7514	0.7422	0.7369

size	3	4	5	6	7	8	9
rate	0.3962	0.5000	0.5905	0.6462	0.7018	0.7500	0.7925
diversity product	0.8582	0.7424	0.7330	0.6450	0.6361	0.6216	0.5822

5 Conclusion and Future Work

In this paper, we study the limiting behavior of the *diversity function* by either letting the SNR go to infinity or to zero. Several criteria for designing unitary constellations are derived from the analysis of the limiting behavior. Two numerical algorithms, SA and GA produce excellent codes with large diversity product and diversity sum. The numerical methods can equally be employed to optimize the diversity function at a certain SNR.

Some algebraic structured constellations are presented. Is there any other or better constellation structure? In [13], parametric codes are designed using a $A^k B^k C^k$ structure. Can we also design other codes algebraically using other structure? It should be an interesting question worth exploring further.

One can see that the numerical algorithms produce excellent codes frequently although only some simple random mechanism is applied. To explain this, we need explore further the deeper geometric structure of $U(M)$ and the Stiefel manifold $\mathcal{S}_{T,M}$. Also our implementation of the algorithm is very simple and naive. We are still wondering if more subtle and delicate implementation will generate more remarkable results.

We already have some examples showing that the diversity product (or sum) doesn't necessarily mean good performance. Basically they are just the maximized minimum distance. We know that some of the turbo or LDPC codes don't have large minimum distance either, but they are capacity achieving codes which perform very well. The reason for this is because these codes have remarkable distance distribution. Is there any possibility to look further into the transformation of the criterion? For instance, consider the sum of all the distance. In this case, better distance distribution seems to be guaranteed. In this case the problem can be converted to a polynomial minimization problem which is widely explored in optimization theory.

We did some elementary explorations for general type constellations. Compared to the special form of constellations, general form constellations don't have the unitary differential modulation which will speed up the transmission rate. Maybe it is possible to develop a differential modulation scheme for general constellations? What performance could a general form constellation have compared to a special form one? It seems like that a lot of further research will be needed to address these questions.

Appendix

A An Upper Bound for the Optimal Diversity Product and Sum for 3 Element Constellations

In this appendix, we are going to give an upper bound for the diversity product of an arbitrary dimensional constellation with exactly three elements. As a consequence, one can have the optimal value and optimal conditions for a 2 dimensional constellation with 3 elements. The same technique can be used to give the optimal bound for diversity sum. The main idea follows from [6].

Let $A = (a_{ij})_{n \times n}$ be a $n \times n$ matrix and denote with S_n the symmetric group in n elements. Let

$$F(n) := \sup_{A \in U(n)} \sum_{\sigma \in S_n} \left| \prod_{i=1}^n a_{i\sigma(i)} \right|.$$

Then one has:

Theorem A.1. *Let \mathcal{V} be a unitary constellation as a subset of $U(n)$ with 3 elements, then*

$$\sup_{\mathcal{V} \subset U(n)} \prod \mathcal{V} \leq \sqrt[n]{F(n)} \frac{\sqrt{3}}{2}. \quad (\text{A.1})$$

For the proof of this theorem we will need the following technical lemma: Let $S(m, n)$ be the set of $n \times m$ matrices of the form $\Phi = (\Phi_{ij})$ where $0 \leq \Phi_{ij} \leq \pi$ and $\sum_{i=1}^n \Phi_{ij} = \pi$. Let

$$d_i(\Phi) := \prod_{j=1}^m \sin \Phi_{ij}, \text{ then we have:}$$

Lemma A.2.

$$\max_{\Phi \in S(m, n)} \min_{i=1, 2, \dots, n} d_i(\Phi) = \left(\sin \frac{\pi}{n} \right)^m$$

and equality holds if and only if $\Phi_{ij} = \frac{\pi}{n}$, $i = 1, 2, \dots, n$ and $j = 1, 2, \dots, m$.

Proof. Let d be the left hand side in above formula. Then

$$\begin{aligned} d^n &\leq \prod_{i=1}^n d_i(\Phi) = \prod_{i=1}^n \prod_{j=1}^m \sin \Phi_{ij} = \prod_{j=1}^m \prod_{i=1}^n \sin \Phi_{ij} \\ &\leq \prod_{j=1}^m \left(\frac{\sum_{i=1}^n \sin \Phi_{ij}}{n} \right)^n \leq \prod_{j=1}^m \left(\sin \frac{\pi}{n} \right)^n = \left(\sin \frac{\pi}{n} \right)^{nm}, \end{aligned}$$

that means

$$d \leq \left(\sin \frac{\pi}{n} \right)^m.$$

On the other hand if one chooses $\Phi_{ij} = \frac{\pi}{n}$ one sees that

$$d \geq \left(\sin \frac{\pi}{n} \right)^m$$

which establishes the claimed equality. We leave it to the reader to verify that the maximal value is achieved in a unique manner. \square

Proof of Theorem A.1. Consider a constellation $\mathcal{V} \subset U(n)$ with cardinality $|\mathcal{V}| = 3$. Without loss of generality we can assume that \mathcal{V} has the form:

$$\mathcal{V} = \{I_n, D, A\},$$

where I_n is the $n \times n$ identity matrix and D is a diagonal matrix of the form

$$D = \text{diag}(e^{i\theta_1}, e^{i\theta_2}, \dots, e^{i\theta_n})$$

and A is an arbitrary unitary matrix. Assume A has eigenvalues $e^{i\varphi_1}, \dots, e^{i\varphi_n}$, i.e. there is a unitary matrix $U = (u_{ij})_{n \times n}$ such that

$$U^{-1}AU = \text{diag}(e^{i\varphi_1}, e^{i\varphi_2}, \dots, e^{i\varphi_n}).$$

If either

$$|\det(I - D)| \leq 3^{\frac{n}{2}} \text{ or } |\det(I - A)| \leq 3^{\frac{n}{2}}$$

then automatically we have

$$\prod \mathcal{V} \leq \frac{\sqrt[n]{F(n)}\sqrt{3}}{2}.$$

Assume therefore that $|\det(I - D)| > 3^{\frac{n}{2}}$ and $|\det(I - A)| > 3^{\frac{n}{2}}$, that is

$$|\det(I - \text{diag}(e^{i\theta_1}, e^{i\theta_2}, \dots, e^{i\theta_n}))| > 3^{\frac{n}{2}},$$

$$|\det(I - \text{diag}(e^{i\varphi_1}, e^{i\varphi_2}, \dots, e^{i\varphi_n}))| > 3^{\frac{n}{2}},$$

then according to Lemma A.2 we have the following inequality:

$$\begin{aligned} |\det(D - A)| &= |\det(D - U \text{diag}(e^{i\varphi_1}, e^{i\varphi_2}, \dots, e^{i\varphi_n})U^{-1})| \\ &= |\det(DU - U \text{diag}(e^{i\varphi_1}, e^{i\varphi_2}, \dots, e^{i\varphi_n}))| = |\det((u_{ij}(e^{i\theta_i} - e^{i\varphi_j})))| \\ &\leq \sum_{\sigma \in S_n} \prod_{i=1}^n |u_{i\sigma(i)}(e^{i\theta_i} - e^{i\varphi_{\sigma(i)}})| \leq F(n)3^{\frac{n}{2}}. \end{aligned}$$

Taking the n th root and dividing the result by 2 shows also in this case that the diversity product is at most the value on the right hand side in (A.1). \square

In general we do not know how sharp the estimate is. However when $n = 2$ we have:

Theorem A.3. *Let \mathcal{V} be a unitary constellation as a subset of $U(2)$ with 3 elements, then*

$$\sup_{\mathcal{V} \subset U(2)} \prod \mathcal{V} = \sqrt{3}/2.$$

Proof. Since $U(2)$ has the explicit form (4.1) one can verify that $F(2) = 1$. From Theorem A.1, we have

$$\sup_{\mathcal{V} \subset C^2, |\mathcal{V}|=3} \prod \mathcal{V} \leq \sqrt{3}/2.$$

On the other hand Remark A.4 shows the existence constellations of three elements whose diversity product is $\sqrt{3}/2$. \square

Remark A.4. If $\mathcal{V} \subset U(2)$ is a constellation of cardinality 3 having $\prod \mathcal{V} = \sqrt{3}/2$, then \mathcal{V} must have the following form:

$$\{C, CADA^{-1}, CBEB^{-1}\} \text{ or } \{C, CAFA^{-1}, CBGB^{-1}\} \text{ or} \\ \{C, ADA^{-1}C, BEB^{-1}C\} \text{ or } \{C, AFA^{-1}C, BGB^{-1}C\}$$

where

$$D = \begin{pmatrix} e^{\frac{2\pi i}{3}} & 0 \\ 0 & e^{-\frac{2\pi i}{3}} \end{pmatrix} \quad E = \begin{pmatrix} e^{\frac{4\pi i}{3}} & 0 \\ 0 & e^{-\frac{4\pi i}{3}} \end{pmatrix} \\ F = \begin{pmatrix} e^{\frac{2\pi i}{3}} & 0 \\ 0 & e^{\frac{4\pi i}{3}} \end{pmatrix} \quad G = \begin{pmatrix} e^{\frac{4\pi i}{3}} & 0 \\ 0 & e^{\frac{2\pi i}{3}} \end{pmatrix}$$

and A, B, C are arbitrary 2×2 unitary matrices.

Remark A.5. If $n = 3$ then we computed with the help of Matlab $F(3) \cong 1.299$. This results in the upper bound:

$$\sup_{\mathcal{V} \subset U(n)} \prod \mathcal{V} \leq \sqrt[3]{F(3)}\sqrt{3}/2 \cong 0.95$$

When $n \geq 4$, we believe $F(n) \geq (\frac{2}{\sqrt{3}})^n$ and the inequality should be trivial.

For the diversity sum of a 2×2 constellation with 3 elements, we have the same result as for the diversity product. The following Lemma deals with diagonal unitary constellation first.

Lemma A.6. *Let \mathcal{V} be a diagonal unitary constellation as a subset of $U(2)$ with 3 elements, then we have*

$$\sup_{\mathcal{V} \subset D(n)} \sum \mathcal{V} = \sqrt{3}/2,$$

where $D(n)$ denote the set of all the diagonal unitary matrices.

Proof. Without loss of generality, we assume that $\mathcal{V} = \{I_2, A, B\}$, where I_2 is 2×2 matrix and

$$A = \begin{pmatrix} e^{i\theta_1} & 0 \\ 0 & e^{i\theta_2} \end{pmatrix}, \quad B = \begin{pmatrix} e^{i\varphi_1} & 0 \\ 0 & e^{i\varphi_2} \end{pmatrix}.$$

Suppose by contradiction

$$\sup_{\mathcal{V} \subset D(n)} \sum \mathcal{V} > \sqrt{3}/2,$$

that is there are matrices A, B such that,

$$\begin{aligned} |1 - e^{i\theta_1}|^2 + |1 - e^{i\theta_2}|^2 &> 6, \\ |1 - e^{i\varphi_1}|^2 + |1 - e^{i\varphi_2}|^2 &> 6, \\ |e^{i\varphi_1} - e^{i\theta_1}|^2 + |e^{i\varphi_2} - e^{i\theta_2}|^2 &> 6. \end{aligned}$$

One can verify that after changing of variables, the three above equation can be rewritten in the following way:

$$\sin^2 x + \sin^2 x_1 > \frac{3}{2}, \quad \sin^2 y + \sin^2 y_1 > \frac{3}{2} \quad \text{and} \quad \sin^2 z + \sin^2 z_1 > \frac{3}{2},$$

where $\frac{\pi}{4} < x, y, z, x_1, y_1, z_1 < \frac{\pi}{2}$, $x + y + z = \pi$ and $x_1 + y_1 + z_1 = \pi$.

By adding up three inequalities one can derive:

$$\sin^2 x + \sin^2 y + \sin^2 z + \sin^2 x_1 + \sin^2 y_1 + \sin^2 z_1 > \frac{9}{2} \quad (\text{A.2})$$

Since the function $\sin^2(x)$ is concave on the interval $[\frac{\pi}{4}, \frac{\pi}{2}]$ one shows that

$$\begin{aligned} \sin^2 x + \sin^2 y + \sin^2 z + \sin^2 x_1 + \sin^2 y_1 + \sin^2 z_1 \\ \leq 3 \sin^2 \frac{x+y+z}{3} + 3 \sin^2 \frac{x_1+y_1+z_1}{3} = \frac{9}{2}, \end{aligned}$$

which contradicts (A.2).

On the other hand, let

$$u = \left\{ I, A, B \mid A = \begin{pmatrix} e^{\frac{2\pi i}{3}} & 0 \\ 0 & e^{-\frac{2\pi i}{3}} \end{pmatrix}, B = \begin{pmatrix} e^{\frac{4\pi i}{3}} & 0 \\ 0 & e^{-\frac{4\pi i}{3}} \end{pmatrix} \right\},$$

one verifies that

$$\sum u = \sqrt{3}/2.$$

That means the upper bound can be reached. □

With the lemma above, we can prove the following theorem.

Theorem A.7. *Let \mathcal{V} be a unitary constellation as a subset of $U(2)$ with 3 elements, then we have*

$$\sup_{\mathcal{V} \subset U(n)} \sum \mathcal{V} = \sqrt{3}/2. \quad (\text{A.3})$$

Proof. Consider a constellation $\mathcal{V} \subset U(2)$ with cardinality $|\mathcal{V}| = 3$. Without loss of generality we can assume that \mathcal{V} has the form:

$$\mathcal{V} = \{I_2, D, A\},$$

where I_n is the $n \times n$ identity matrix and D is a diagonal matrix of the form

$$D = \text{diag}(e^{i\theta_1}, e^{i\theta_2})$$

and A is an arbitrary unitary matrix. Assume A has eigenvalues $e^{i\varphi_1}, e^{i\varphi_2}$, i.e. there is a unitary matrix $U = (u_{ij})_{2 \times 2}$ such that

$$U^{-1}AU = \text{diag}(e^{i\varphi_1}, e^{i\varphi_2}).$$

If either

$$\|I - D\|_F^2 \leq 6 \text{ or } \|I - A\|_F^2 \leq 6$$

then automatically we have

$$\sum \nu \leq \frac{\sqrt{3}}{2}.$$

Assume therefore that $\|I - D\|_F^2 > 6$ and $\|I - A\|_F^2 > 6$, that is

$$\|I - \text{diag}(e^{i\theta_1}, e^{i\theta_2})\|_F^2 > 6,$$

$$\|I - \text{diag}(e^{i\varphi_1}, e^{i\varphi_2})\|_F^2 > 6,$$

then according to Lemma A.6 and the explicit form 4.1 of $U(2)$, we have the following inequality:

$$\begin{aligned} \|D - A\|_F^2 &= \|D - U \text{diag}(e^{i\varphi_1}, e^{i\varphi_2}) U^{-1}\|_F^2 = \|DU - U \text{diag}(e^{i\varphi_1}, e^{i\varphi_2})\|_F^2 \\ &= \|(u_{ij}(e^{i\theta_i} - e^{i\varphi_j}))\|_F^2 = |u_{11}|^2(|e^{i\theta_1} - e^{i\varphi_1}|^2 + |e^{i\theta_2} - e^{i\varphi_2}|^2) \\ &\quad + |u_{22}|^2(|e^{i\theta_1} - e^{i\varphi_2}|^2 + |e^{i\theta_2} - e^{i\varphi_1}|^2) \leq 6(|u_{11}|^2 + |u_{22}|^2) = 6. \end{aligned}$$

Taking the 2th root and dividing the result by $2\sqrt{2}$ shows also in this case that the diversity sum is at most the value on the right hand side in (A.3).

On the other hand one can take the same constellation as in Remark A.4 and show that the upper bound for the diversity sum is reached. \square

References

- [1] E. H. L. Aarts and J. Korst. *Simulated Annealing and Boltzmann Machines*. Wiley-Interscience Series in Discrete Mathematics and Optimization. John Wiley & Sons Ltd., Chichester, 1989. A stochastic approach to combinatorial optimization and neural computing.
- [2] S. M. Alamouti. A simple transmitter diversity scheme for wireless communications. *IEEE J. Selected Areas of Commun.*, pages 1451–1458, October 1998.
- [3] M. F. Atiyah and J. A. Todd. On complex Stiefel manifolds. *Proc. Cambridge Philos. Soc.*, 56:342–353, 1960.
- [4] D. A. Coley. *An introduction to genetic algorithms for scientists and engineers*. Singapore; River Edge, NJ: World Scientific, 1999.
- [5] A. Edelman, T. A. Arias, and S. T. Smith. The geometry of algorithms with orthogonality constraints. *SIAM J. Matrix Anal. Appl.*, 20(2):303–353 (electronic), 1999.
- [6] G. Han, K. Portman, and J. Rosenthal. Unitary matrices with maximal or near maximal diversity product. In *Proc. of the 39-th Allerton Conference on Communication, Control, and Computing*, pages 82–91, 2001.

- [7] G. Han and J. Rosenthal. Unitary constellation design and its application to space-time coding. In D. Gilliam and J. Rosenthal, editors, *Proceedings of the 15-th International Symposium on the Mathematical Theory of Networks and Systems*, University of Notre Dame, August 2002.
- [8] B. Hassibi and B. M. Hochwald. Cayley differential unitary space-time codes. *IEEE Trans. Inform. Theory*, 48(6):1485–1503, 2002. Special issue on Shannon theory: perspective, trends, and applications.
- [9] B. Hochwald, T. Marzetta, T. Richardson, W. Sweldens, and R. Urbanke. Systematic design of unitary space-time constellations. *IEEE Trans. Inform. Theory*, 46(6):1962–1973, 2000.
- [10] B. Hochwald and W. Sweldens. Differential unitary space-time modulation. *IEEE Trans. Comm.*, pages 2041–2052, December 2000.
- [11] B. M. Hochwald and T. L. Marzetta. Unitary space-time modulation for multiple-antenna communications in Rayleigh flat fading. *IEEE Trans. Inform. Theory*, 46(2):543–564, 2000.
- [12] J.H. Holland. *Adaptation in Natural and Artificial Systems*. University of Michigan Press, Ann Arbor, MI, 1975.
- [13] X.-B. Liang and X.-G. Xia. Unitary signal constellations for differential space-time modulation with two transmit antennas: Parametric codes, optimal designs and bounds. *IEEE Trans. Inform. Theory*, 48(8):2291–2322, August 2002.
- [14] K. F. Man, K. S. Tang, and S. Kwong. *Genetic algorithms*. Advanced Textbooks in Control and Signal Processing. Springer-Verlag London Ltd., London, 1999. Concepts and designs, With 1 IBM-PC floppy disk (3.5 inch; HD).
- [15] N. Metropolis, A.W. Rosenbluth, M.N. Rosenbluth, A.H. Teller, and E. Teller. Equation of state calculations by fast computing machines. *J. of Chem. Phys.*, 21(6):1087–1092, 1953.
- [16] J. Nocedal and S. J. Wright. *Numerical Optimization*. Springer Series in Operations Research. Springer-Verlag, New York, 1999.
- [17] R. H. J. M. Otten and L. P. P. P. van Ginneken. *The Annealing Algorithm*. The Kluwer International Series in Engineering and Computer Science. VLSI, Computer Architecture and Digital Signal Processing. Kluwer Academic Publishers, Boston, MA, 1989.
- [18] V. V. Prasolov. *Problems and theorems in linear algebra*, volume 134 of *Translations of Mathematical Monographs*. American Mathematical Society, Providence, RI, 1994. Translated from the Russian manuscript by D. A. Leites.

- [19] A. Shokrollahi. Computing the performance of unitary space-time group codes from their character table. *IEEE Trans. Inform. Theory*, 48(6):1355–1371, 2002. Special issue on Shannon theory: perspective, trends, and applications.
- [20] A. Shokrollahi, B. Hassibi, B. M. Hochwald, and W. Sweldens. Representation theory for high-rate multiple-antenna code design. *IEEE Trans. Inform. Theory*, 47(6):2335–2367, 2001.
- [21] V. Tarokh and H. Jafarkhani. A differential detection scheme for transmit diversity. *IEEE J. Sel. Area Comm.*, 18(7):1169–1174, 2000.
- [22] P. J. M. van Laarhoven and E. H. L. Aarts. *Simulated Annealing: Theory and Applications*, volume 37 of *Mathematics and its Applications*. D. Reidel Publishing Co., Dordrecht, 1987.
- [23] H. Zassenhaus. über endliche Fastkörper. *Abh. Math. Sem. Hamburg*, 11:187–220, 1936.