

# WHITNEY TOWERS AND GROPEs IN 4-MANIFOLDS

ROB SCHNEIDERMAN

ABSTRACT. Many open problems and important theorems in low-dimensional topology have been formulated as statements about certain 2-complexes called *grope*s. This paper describes a precise correspondence between embedded grope s in 4-manifolds and the failure of the Whitney move in terms of iterated ‘towers’ of Whitney disks. The ‘flexibility’ of these *Whitney towers* is used to demonstrate some geometric consequences for knot and link concordance connected to  $n$ -solvability,  $k$ -cobordism and grope concordance. The key observation is that the essential structure of grope s and Whitney towers can be described by embedded univalent trees which can be controlled during surgeries and Whitney moves. It is shown that a Whitney move in a Whitney tower induces an IHX (Jacobi) relation on the embedded trees.

## 1. INTRODUCTION

Many open problems and important theorems in low-dimensional topology, including the classification theory of topological 4-dimensional manifolds and the study of knots and links in 3-manifolds, have been formulated in terms of statements about smooth maps of certain 2-complexes called *grope*s. As suggested by its name, a grope is built inductively from layers of surfaces which “reach into” a 4-manifold in an attempt to approximate an embedded 2-disk (see [26, 27]). The existence of generically embedded 2-disks in dimensions greater than 4 allows for use of the Whitney move, a vital part of the surgery programs which yield classification theorems for higher dimensional manifolds and knotted submanifolds. The failure in general of the Whitney move in dimension 4 is a defining characteristic of low-dimensional topology and this paper describes a precise correspondence between grope s and an approximation to the Whitney move via certain “towers” of iterated Whitney disks.

---

1991 *Mathematics Subject Classification*. Primary 57M99; Secondary 57M25.

*Key words and phrases*. Whitney tower, grope, 4-manifold, Whitney move,  $n$ -solvability,  $k$ -cobordism, grope concordance, IHX relation.

The author is an NSF VIGRE postdoctoral fellow at the Courant Institute of Mathematical Sciences.

A Whitney move eliminates a pair of singularities between immersed surfaces in a 4-manifold but will also create new intersections if the guiding Whitney disk contains singularities in its interior. A *Whitney tower* is constructed by pairing such singularities in the interiors of Whitney disks with “higher order” Whitney disks in an attempt to find embedded Whitney disks via “higher order” Whitney moves (Figure 1 and Section 3).

The *order* of a Whitney tower (Definition 3.1) is determined by the number of layers of Whitney disks added to the immersed surfaces and the *class* of a grope (Figure 2 and Definition 2.1) measures its complexity in terms of the number of its layers or *stages* of surfaces.

In the case of gropes, all singularities are usually contained in *caps* which are 2-disks that are mapped in after all stages of embedded surfaces have been attached. The caps are attached along essential curves called *tips* (details in Section 2).

The correspondence between class and order is described by the following basic version of our main result:

**Theorem 1.** *For any collection of embedded closed curves  $\gamma_i$  in the boundary of a 4-manifold  $X$ , the following are equivalent:*

- (i) *The  $\gamma_i$  bound disjoint properly embedded class  $n$  gropes  $g_i$  with null-homotopic tips in  $X$ .*
- (ii) *The  $\gamma_i$  bound properly immersed 2-disks  $D_i$  admitting an order  $(n - 1)$  Whitney tower  $\mathcal{W}$  in  $X$ .*

The proof of Theorem 1 is given by a local construction meaning that, given caps for the  $g_i$ , the  $D_i$  and  $\mathcal{W}$  are constructed in a neighborhood of the capped gropes  $g_i^c$  and, given the  $D_i$  contained in  $\mathcal{W}$ , the gropes  $g_i$  (and caps) are constructed in a neighborhood of  $\mathcal{W}$ . (This construction also applies to *closed* (boundaryless) gropes and Whitney towers.)




FIGURE 1. Part of a Whitney tower.

**Univalent trees.** In fact, a much more precise and more general correspondence between gropes and Whitney towers can be described in terms of univalent trees (2.3, 3.5) which capture the essential structure of both gropes and Whitney towers. This correspondence is given in Theorem 5 and Theorem 6, which are stated and proved in Section 5 (and directly imply Theorem 1). The key element used in the proofs of these theorems and their corollaries is that the associated trees, embedded as subsets of the gropes and Whitney towers, can be preserved and controlled during modifications such as ambient surgery or Whitney moves.

**Remark 1.1.** Besides providing an interpretation of gropes in terms of Whitney disks, the notion of Whitney towers comes equipped with an obstruction theory that generalizes the usual intersection theory for surfaces in 4-manifolds. The associated invariants  $\tau_n$  take values in graded groups of trees which generalize the well-known target groups of finite type concordance invariants of links. These higher order intersection trees are enhancements of the trees discussed in this paper and are used in [24] to give a geometric description of Milnor’s  $\mu$ -invariants and the (reduced) Kontsevich integral for links, and are also used in [25] to obtain results on separating homotopy classes of surfaces in 4-manifolds. See also the more recent papers [9, 10, 11].

**Symmetric gropes and  $n$ -solvability.** It should be noted that the Whitney towers described here differ from the towers that appear in the theory of Casson handles [12, 21] in that the latter always involve killing the so-called “accessory circles” that run through the singularities. The gropes that arise in the context of Casson handles are certain capped *symmetric* gropes whose singularities are restricted to intersections among the caps [13].

The notion of Whitney tower described here *is* related to general symmetric gropes (without restrictions on caps) and the recently discovered filtration of the classical knot concordance group in terms of  *$n$ -solvability* by Cochran, Orr and Teichner [5]: A Whitney tower of *height  $n$*  (resp.  *$n.5$* ) as defined in [5] is a Whitney tower of order  $2^n - 2$  (resp.  $2^n + 2^{(n-1)} - 2$ ) with certain additional restrictions on the type of allowable intersections (see Section 6). This definition of height is in rough correspondence with the usual definition of height for a symmetric (uncapped) grope and in [5] it is shown that a knot in the 3-sphere  $S^3 = \partial B^4$  is  $n$ -solvable if it bounds an embedded symmetric grope of height  $n + 2$  or a Whitney tower of height  $n + 2$  in  $B^4$ . It is not known if these geometric conditions are equivalent to each other (or to being  $n$ -solvable) but we do have:

**Corollary 2.** *If a knot in  $S^3$  bounds a properly embedded grope of height  $n$  (resp.  $n.5$ ) in  $B^4$ , then the knot bounds a Whitney tower of height  $n$  (resp.  $n.5$ ) in  $B^4$ .*

The proof of Corollary 2 suggests that bounding a grope of height  $n$  is probably a stronger condition than bounding a Whitney tower of height  $n$  (see Section 6).

**Half-gropes,  $k$ -cobordism and geometric IHX.** In the general study of knot and link concordance (cobordism) the translation between gropes and Whitney towers can be helpful in understanding connections between algebraically and geometrically defined filtrations. This is the case in the next two corollaries which are proved by applying a geometric “IHX” Jacobi relation to manipulate the trees associated to a Whitney tower (Lemma 7.2).

In analogy with the fact that the  $n$ th term of the lower central series of a group is generated by *simple* (right- or left-normed) commutators [19] we have the following geometric result which implies in particular that class  $n$  *grope concordance* is generated by class  $n$  (annulus-like) *half-gropes* (details in Section 7):

**Corollary 3.** *If  $\gamma_i$  bound disjoint properly embedded  $A_i$ -like class  $n$  gropes  $g_i$  with null-homotopic tips in a 4-manifold  $X$ , then the  $\gamma_i$  bound disjoint properly embedded  $A_i$ -like class  $n$  half-gropes  $h_i$  with null-homotopic tips in  $X$ , with the  $h_i^c$  contained in a neighborhood of  $g_i^c$  for any choice of caps on the  $g_i$ .*

Since a symmetric grope of height  $n$  has class  $2^n$ , Corollary 3 also gives a geometric (embedded) analogue of the fact that the  $n$ th derived subgroup is contained in the  $2^n$ th lower central subgroup of a group.

In the case of knots in  $S^3$ , it was shown constructively in [22] (see also [7]) that the Arf invariant is the only obstruction to the existence of a (half)-grope concordance of arbitrarily high class. Thus, the Von Neumann signatures of [5] which obstruct  $n$ -solvability are obstructions to “inverting” the geometric manipulations of gropes and Whitney towers via geometric IHX constructions (as used, for instance, in the proof of Corollary 3 above) to convert class into height.

The filtration of link concordance classes by the notion of  *$k$ -cobordism* was introduced and studied in [2], [3], [4] and [20]. In particular, a link  $L$  in  $S^3$  is  *$k$ -slice* ( $k$ -null-cobordant) if the link components bound disjoint surfaces in  $B^4$  which “look (algebraically) like” slice disks modulo the  $k$ th term of the lower central series of the link group  $\pi_1(S^3 - L)$ . This was shown in [15] to be equivalent to  $L$  having vanishing Milnor  $\bar{\mu}$ -invariants up through length  $2k$ . The precise relation between

grope concordance and Milnor’s invariants is not known, however class  $n$  grope concordance implies length  $n$  Milnor–equivalence [18]. Evidence that class  $n$  grope concordance is *stronger* than length  $n$  Milnor–equivalence is provided by the easy proof of the following corollary, in contrast to the difficulties encountered in the just mentioned result in [15].

**Corollary 4.** *If the components of a link  $L$  in  $S^3$  bound disjoint properly embedded class  $2k$  gropes in the  $B^4$ , then  $L$  is  $k$ -slice.*

The proof of Corollary 4 uses the flexibility of Whitney towers to “evenly distribute” the gropes’ higher surface stages over symplectic sets of circles on the bottom surfaces. In fact, the proof yields a stronger conclusion as described in Section 8. (The same proof also shows more generally that class  $2k$  grope concordance implies  $k$ -cobordism.)

**Further applications.** Although closely related, Whitney towers are slightly more general objects than gropes as is suggested by the association of *rooted* trees to gropes and *unrooted* trees to Whitney towers. This generality is conducive to defining geometric invariants associated to an obstruction theory (as mentioned in Remark 1.1) as well as manipulating the shape of gropes (as in Corollaries 3 and 4 above). However, in certain constructions it is useful to convert Whitney towers into gropes, for instance to take advantage of nice properties of embedded grope complements. This interplay is exploited in [9, 11] which describes the geometry of Milnor’s  $\mu$ -invariants in terms of Whitney towers and grope concordance. Recent work of Conant and Teichner [6, 7] suggests that the study of both 3- and 4-dimensional grope cobordism of restricted graph type can play an important role in the general theory of knots and links. The relevant graphs in 4-dimensions are the univalent trees which occur here naturally in the context of Whitney towers. Perhaps an analogous notion of Whitney tower projected into 3-dimensions with associated univalent graphs could be useful in understanding 3-dimensional grope cobordism.

**Outline.** Gropes are discussed in Section 2. Section 3 covers Whitney towers, including two lemmas (3.5 and 3.6) which are used in subsequent constructions. Section 4 introduces the hybrid (*split*) *grope subtowers* which are used to interpolate between gropes and Whitney towers. Theorem 1 is then proved via the more detailed Theorem 5 and Theorem 6 which are stated and proved in Section 5. A proof of Corollary 2 is given in Section 6. A proof of Corollary 3 is given in Section 7, which also contains a geometric (IHX) construction (Lemma 7.2) which is used in [9, 24]. A proof of Corollary 4 is given in Section 8.

**Conventions.** All maps and manifolds are assumed smooth and oriented. Surfaces in 4-manifolds are illustrated in figures showing a 3-dimensional slice of local 4-dimensional coordinates with the understanding that sheets of surfaces that appear as 1-dimensional arcs in the “present” 3-dimensional slice extend as a product into the “past and future” coordinate. Sheets of surfaces which are contained in the 3-dimensional slice may appear either translucent or opaque.

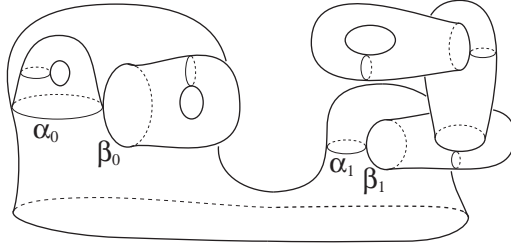


FIGURE 2. A grope of class 4 (See Definition 2.1).

## 2. GROPE

This section contains mostly standard grope terminology for the purpose of fixing notation since there are subtle differences in definitions and approaches throughout the literature. See any of [13], [14] or [18] for detailed discussions of gropes in 4-manifolds.

There will be however be a few mildly non-standard wrinkles which are worth pointing out: It will be convenient to consider the punctured *starting surface*  $A^0$  of an  $A$ -like grope  $g$  as a  $0$ th stage of  $g$ , and it will be helpful think of  $g$  as formed from  $A^0$  by attaching many genus one gropes rather than a single higher genus grope. In light of these notational conventions, it turns out to be convenient to associate to each grope a disjoint union of unitrivalent trees (as in [8], [6] and [7]) rather than the customary (single) multivalent tree (e.g. in [18]). This point of view is in line with Krushkal’s grope-splitting technique [16] which simplifies the combinatorics of gropes. Note also that what we will refer to as a *dyadic* grope is called a “grope with dyadic branches” in [17].

### 2.1. Grope terminology.

**Definition 2.1** ([14]). A *grope* is a special pair (2-complex, circle). A grope has a *class*  $n \in \{1, 2, \dots, \infty\}$ . A class 1 grope is defined to be the pair (circle, circle). A class 2 grope  $(S, \partial S)$  is a compact oriented connected surface  $S$  with a single boundary component. For  $n > 2$ ,




FIGURE 3. A dyadic annulus-like capped grope  $g^c$  of class 4, also shown with the embedding of  $t(g^c)$  in  $g^c$ . The 0th stage of  $g^c$  is the twice-punctured annulus.

a grope of class  $n$  is defined inductively as follows: Let  $\{\alpha_j, \beta_j, j = 1, \dots, \text{genus}\}$  be a chosen standard symplectic basis of circles for a class 2 grope  $S$ . For any positive integers  $a_j, b_j$ , with  $a_i + b_j \geq n$  and  $a_{j_0} + b_{j_0} = n$  for at least one index  $j_0$ , a grope of class  $n$  is formed by attaching a class  $a_j$  grope to each  $\alpha_j$  and a class  $b_j$  grope to each  $\beta_j$  (See Figure 2).

Here “attaching a class 1 grope” is understood to mean “not attaching a grope at all”. The surfaces in a grope  $g$  are called *stages* and the basis circles in (all stages of)  $g$  which do not have a surface stage attached to them are the *tips* of  $g$ . Attaching 2-disks, called *caps*, to all the tips of  $g$  yields a *capped grope*  $g^c$  and the underlying uncapped grope  $g$  is the *body* of  $g^c$ .

It is customary to omit the boundary of a grope from notation. We adopt the convention that the *tip* of a class 1 grope is the grope (a circle) itself, so a class one capped grope is just a circle bounding a disk.

Note that a class  $n$  grope is *not* really also a grope of class  $m$  for  $m < n$ , but can always be made into one by deleting some surface stages (in order to satisfy  $a_{j_0} + b_{j_0} = m$  for at least one index  $j_0$ ).

**2.2. Dyadic  $A$ -like gropes with 0th stages.** The gropes of Definition 2.1 are special cases of the more general  $A$ -like (capped) grope of class  $n$  which is gotten from a starting surface  $A$  by replacing disks in  $A$  with (capped) gropes of class  $n$  as defined above. All the notions such as stages, tips and caps apply to  $A$ -like gropes without change with the following addition: If  $g$  is an  $A$ -like grope then the  $0$ th stage of  $g$  is defined to be the punctured surface  $A^0$  which is  $A$  minus the disks that were replaced by gropes to form  $g$ . The 0th stage is included in the body of an  $A$ -like capped grope. In this language, the gropes of Definition 2.1 can be thought of as disk-like gropes.

An  $A$ -like (capped) grope  $g$  is *dyadic* if all surface stages of all gropes attached to the 0th stage  $A^0$  are genus one surfaces (See Figure 3). Since we are allowing  $A^0$  to have many punctures, any (capped)  $A$ -like grope can be converted to a (capped) dyadic  $A$ -like grope by Krushkal's grope-splitting technique [16].

The notion of dyadic gropes was introduced in [17]; our terminology is slightly different in that instead of allowing higher genus in the first stage we attach many genus 1 gropes to the 0th stage. Also, for brevity we are using the term "dyadic grope" here instead of (the more precise) "grope with dyadic branches" as in [17].

**2.3. Rooted trees for gropes.** A *tree* is a connected graph without 1-cycles. A *rooted tree* has a single preferred univalent vertex called the *root*. To each  $A$ -like dyadic capped grope  $g^c$ , we associate a disjoint union  $t(g^c)$  of rooted univalent trees which is essentially the dual one-complex: The vertices of  $t(g^c)$  are (dual to) the stages and caps of  $g^c$ , with two vertices joined by an edge if the corresponding stages/caps meet in a circle. The univalent vertices corresponding to the 0th stages are the roots.

It will be helpful to think of  $t(g^c)$  as being embedded in  $g^c$  in the following way. Choose a basepoint in each stage (including  $A^0$ ) and a basepoint in each cap of  $g^c$ . If  $g^c$  was formed by removing just one disk from  $A$ , then connecting basepoints in adjacent stages and caps by sheet-changing paths yields an embedded connected univalent tree; here "adjacent" means "intersecting along a circle" so that dual stages/caps (having a single intersection point in their boundaries) are not considered to be adjacent. If  $g^c$  was formed by replacing  $m$  disks of  $A$ , then we get  $m$  univalent trees (each "sprouting from" the basepoint in the 0th stage  $A^0$ ) and  $t(g^c)$  is the disjoint union of these  $m$  trees (Figure 3). Each trivalent vertex of  $t(g^c)$  corresponds to a genus one stage in  $g^c$  and each univalent vertex of  $t(g^c)$  corresponds to a cap of  $g^c$ , except for one univalent vertex on each connected component



of  $t(g^c)$  which corresponds to  $A^0$ . These univalent vertices on the  $A^0$  are the root vertices of  $t(g^c)$ . To the underlying uncapped grope  $g$  is associated the same disjoint union of rooted trees denoted  $t(g)$ .

Following the terminology of [24], define the *order* of a unitrivalent tree to be the number of trivalent vertices. Note that the class of  $g^c$  is equal to one more than the minimum of the orders of the trees in  $t(g^c)$ .

The reader familiar with previous associations of multi-valent trees to arbitrary  $A$ -like grope (e.g. [18]) can check that our definition of  $t(g^c)$  is essentially what you would get after applying Krushkal's grope-splitting procedure. In fact, a formal sum of *vertex-oriented* trees can be associated to an *oriented* grope [8, 6, 7]; although we will not work with orientations in this paper, the notation here has been chosen to be compatible with the just cited works.

**2.4. Proper immersions of gropes.** A surface is *properly* immersed in a 4-manifold if boundary is embedded in boundary and interior is immersed in interior. Immersions of (capped) gropes into a 4-manifold are required to factor through an embedding in 3-space followed by standard product thickenings and plumbings, so that a regular neighborhood of the immersion contains disjoint parallel copies of any embedded subsets of the (capped) grope. An immersion of (capped) gropes is *proper* if the bottom stage surfaces are properly immersed and all other stages (and caps) are immersed in the interior.

In much of the literature, a proper immersion of a capped grope in a 4-manifold will have restrictions on allowable grope/cap singularities. We will not make such restrictions, however it will be convenient to arrange for all intersections to occur among 0th stages and between caps and 0th stages .

### 3. WHITNEY TOWERS

After defining *Whitney towers*, the main goal of this section is to show how the essential geometric structure of a Whitney tower  $\mathcal{W}$  is captured by a disjoint union  $t(\mathcal{W})$  of unitrivalent (labelled) trees. The surfaces of  $\mathcal{W}$  are indexed by brackets which correspond to rooted trees, and each intersection point  $p$  of  $\mathcal{W}$  is then assigned an unrooted tree  $t(p)$  which is a pairing of the rooted trees that correspond to the intersecting surfaces. After introducing the notion of (*split*) *subtowers*, Lemma 3.5 then shows how  $\mathcal{W}$  can be decomposed into essential parts which are described by the disjoint union  $t(\mathcal{W})$  of all the  $t(p)$ . Finally, Lemma 3.6, which will play a key role in later proofs, gives further evidence of the essential nature of  $t(\mathcal{W})$  by showing how the trees  $t(p)$  are “stable” under certain Whitney moves.

All of the material in this section can be enhanced to take into account orientations as well as the fundamental group of the ambient manifold by adding vertex-orientations and edge-decorations to the trees. Such enhancements are used in the obstruction theory of [23], [24], [24], and [11]. Notation in this paper has been chosen to be consistent with these papers where they overlap.

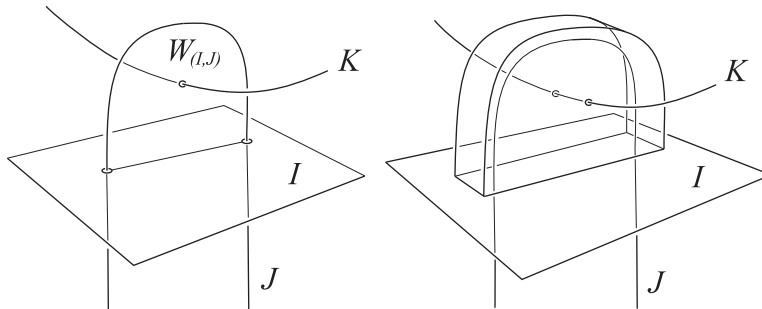


FIGURE 4. The embedded Whitney disk  $W_{(I,J)}$  guides a Whitney move that eliminates a cancelling pair of intersections between surface sheets  $I$  and  $J$  via an isotopy of  $I$ . Since  $W_{(I,J)}$  had an interior intersection with a surface sheet  $K$ , this Whitney move creates a new cancelling pair of intersections between  $I$  and  $K$ .

**3.1. Whitney disks.** We refer the reader to [13] for a detailed description of the *Whitney move* in dimension 4. For our purposes it is enough to understand the model Whitney move on an embedded Whitney disk in 4-space as illustrated in Figure 4, which shows the effect of a Whitney move on three local sheets of surfaces: The Whitney move is guided by an embedded *Whitney disk* labelled  $W_{(I,J)}$  which *pairs* a (geometrically) *cancelling pair* of intersection points between sheets of surfaces labelled  $I$  and  $J$ . In Figure 4, the  $I$ -sheet is locally contained in the 3-dimensional “present” and the  $J$ - and  $K$ -sheets extend into “past and future”. The Whitney move eliminates the cancelling pair of intersections between  $I$  and  $J$  by an isotopy of  $I$  across  $W_{(I,J)}$  at the cost of introducing a new cancelling pair of intersection points between  $I$  and the sheet labelled  $K$  which intersected the interior of the guiding Whitney disk  $W_{(I,J)}$ .

**3.2. Whitney towers.** In general, a Whitney disk may have multiple interior self-intersections and intersections with other surface sheets; however we will require that arbitrary Whitney disks resemble the model near their boundaries. By pairing up interior intersections with higher order Whitney disks we are led to the notion of a Whitney tower:

**Definition 3.1.**

- A *surface of order 0* in a 4-manifold  $X$  is a properly immersed surface (boundary embedded in the boundary of  $X$  and interior immersed in the interior of  $X$ ). A *Whitney tower of order 0* in  $X$  is a collection of order 0 surfaces.
- The *order of a (transverse) intersection point* between a surface of order  $n$  and a surface of order  $m$  is  $n + m$ .
- The *order of a Whitney disk* is  $(n + 1)$  if it pairs intersection points of order  $n$ .
- For  $n \geq 0$ , a *Whitney tower of order  $(n + 1)$*  is a Whitney tower  $\mathcal{W}$  of order  $n$  together with Whitney disks pairing all order  $n$  intersection points of  $\mathcal{W}$ . The interiors of these top order disks are allowed to intersect each other as well as lower order surfaces.

The Whitney disks in a Whitney tower are required to be *framed* (see [13]) and have disjointly embedded boundaries. It will also be assumed that the order 0 surfaces are *0-framed* (see 1.2 of [13]).

Thus, in an order  $n$  Whitney tower all intersection points of order less than  $n$  occur in cancelling pairs with respect to (arbitrarily) chosen orientations of all Whitney disks (see Figure 1). Note that the boundary of any Whitney disk is not allowed to change sheets except at the intersection points paired by the Whitney disk.

Some further terminology: If  $\mathcal{W}_0$  is an order 0 Whitney tower and there exists an order  $n$  Whitney tower  $\mathcal{W}_n$  containing  $\mathcal{W}_0$  as its order 0 surfaces, then  $\mathcal{W}_0$  is said to *admit* an order  $n$  Whitney tower and any one of the order 0 surfaces in  $\mathcal{W}_n$  is said to *support* the  $n$ th order Whitney tower  $\mathcal{W}_n$ .

**3.3. Rooted trees and brackets.** Non-associative but commutative (unordered) *bracketings* of elements from some index set correspond to rooted labelled (unoriented) unitrivalent trees as follows. A bracketing  $(i)$  of a singleton element  $i$  from the index set corresponds to the rooted *chord*  $t(i)$  having a single edge with one vertex labelled by  $i$  and the other vertex designated as the root. A bracketing  $(I, J)$  of brackets  $I$  and  $J$  corresponds to the *rooted product*  $t(I) * t(J)$  of the trees  $t(I)$  and  $t(J)$  which identifies together the roots of  $t(I)$  and  $t(J)$  to a single vertex and “sprouts” a new rooted edge at this vertex (Figure 5). Thus, the (non-root) univalent vertices of the tree  $t(I)$  associated to a bracket  $I$  are labelled by elements from the index set and the trivalent vertices correspond to sub-bracketings of  $I$ , with the trivalent vertex adjacent to the root corresponding to  $I$ .

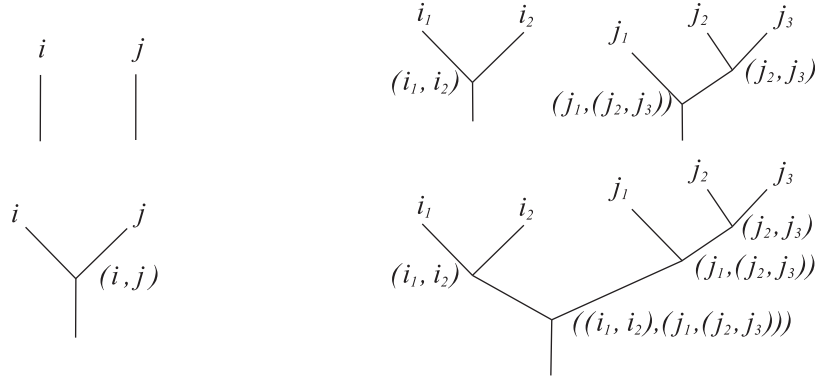


FIGURE 5. Rooted trees and brackets:  $t(i)$  and  $t(j)$  (upper left) and their rooted product  $t(i, j) = t(i) * t(j)$  (lower left);  $t(i_1, i_2)$  and  $t(j_1, (j_2, j_3))$  (upper right) and their rooted product  $t((i_1, i_2), (j_1, (j_2, j_3))) = t(i_1, i_2) * t(j_1, (j_2, j_3))$  (lower right).

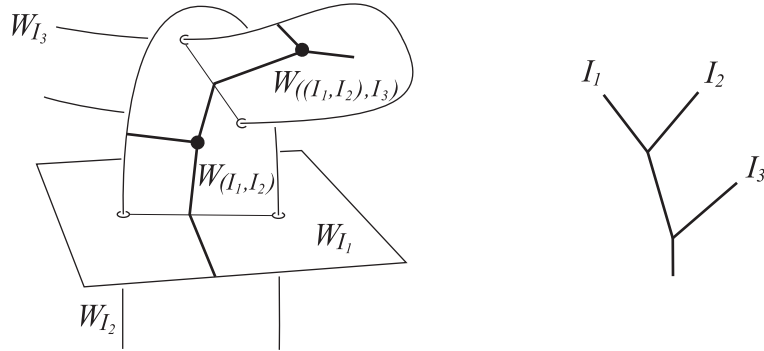


FIGURE 6. A Whitney disk  $W_{((I_1, I_2), I_3)}$  and (part of) its associated tree  $t(W_{((I_1, I_2), I_3)})$  shown both as a subset of the Whitney tower and as an abstract rooted tree. (If any  $I_i$  is not a singleton, then that label  $I_i$  represents a sub-tree.)

**3.4. Rooted trees for Whitney disks.** The rooted trees and bracketings of the previous subsection are associated to the surfaces in a Whitney tower  $\mathcal{W}$  both formally and geometrically as follows: A bracketing  $(i)$  of a singleton element  $i$  from the index set is associated to each order zero surface. The bracket  $(I, J)$  is associated to a Whitney disk pairing intersections between surfaces with associated brackets  $I$  and

$J$ . Using brackets as subscripts, we write  $A_i$  for an order zero surface (dropping the brackets around the singleton  $i$ ) and  $W_{(i,j)}$  for a first order Whitney disk that pairs intersections between  $A_i$  and  $A_j$ . In general, we write  $W_{(I,J)}$  for a Whitney disk pairing intersections between  $W_I$  and  $W_J$ , with the understanding that if a bracket  $I$  is just a singleton  $(i)$ , then the surface  $W_I = W_{(i)}$  is just the order zero surface  $A_i$ . The rooted labelled tree  $t(W_I)$  associated to  $W_I$  is defined to be  $t(I)$ , the tree that corresponds to the bracket  $I$  as before (3.3). Note that the order of  $W_I$  is equal to the order of  $t(W_I)$  (i.e. the number of trivalent vertices).

In fact, the tree  $t(W_I)$  can be mapped into  $\mathcal{W}$  in a similar fashion to the case of gropes (2.3): First fix a basepoint in the interior of each surface (including the Whitney disks) of  $\mathcal{W}$ . (If an order zero surface is not connected put a basepoint in each component.) Now map the vertices (other than the root) of  $t(W_I)$  to the basepoints of the surfaces corresponding to the sub-brackets of  $I$  and map the edges (other than the edge adjacent to the root) of  $t(W_I)$  to sheet-changing paths between these basepoints, as illustrated in Figure 6. Then embed the root and its edge anywhere in the interior of  $W_I$ .

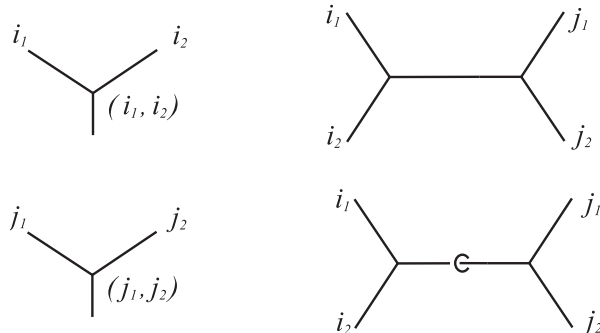


FIGURE 7. On the left, a pair of rooted trees  $t(I)$  and  $t(J)$  corresponding to first order Whitney disks  $W_I$  and  $W_J$  with  $I = (i_1, i_2)$  and  $J = (j_1, j_2)$ . On the upper right, the inner product  $t(p) = t(I) \cdot t(J)$  associated to a 2nd order intersection point  $p \in W_I \cap W_J$  and on the lower right, the punctured tree  $t^\circ(p)$  that also keeps track of  $p$ .

**3.5. Trees for intersection points.** Given a pair  $t(I)$  and  $t(J)$  of rooted trees, define the *inner product*  $t(I) \cdot t(J)$  to be the labelled *unrooted* tree gotten by identifying together the root vertices of  $t(I)$  and  $t(J)$  to a single (non-vertex) point. The tree  $t(p)$  associated to

a (transverse) intersection point  $p \in W_I \cap W_J$  between surfaces  $W_I$  and  $W_J$  in a Whitney tower  $\mathcal{W}$  is defined to be the inner product  $t(W_I) \cdot t(W_J)$  ( $= t(I) \cdot t(J)$ ) of the rooted trees corresponding to  $W_I$  and  $W_J$  as illustrated in Figure 7. Note that the order of  $p$  is equal to the order of  $t(p)$ .

The above mentioned mappings of  $t(W_I)$  and  $t(W_J)$  in  $\mathcal{W}$  give rise to a mapping of  $t(p)$  into  $\mathcal{W}$ : Just map the root vertices of  $W_I$  and  $W_J$  to  $p$  and the adjacent edges become a path between the basepoints of  $W_I$  and  $W_J$  which changes sheets at  $p$  (Figure 8). This mapping can be taken to be an embedding of  $t(p)$  into  $\mathcal{W}$  if all the Whitney disks “beneath”  $W_I$  and  $W_J$  (corresponding to sub-brackets of  $I$  and  $J$ ) are distinct.

It is sometimes convenient to keep track of the edge of  $t(p)$  that corresponds to  $p$  by marking that edge with a small linking circle as in Figure 7 and Figure 8; such a *punctured tree* will be denoted by  $t^\circ(p)$ .

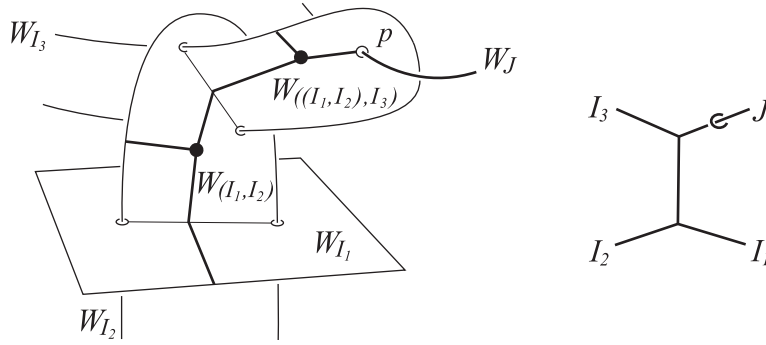


FIGURE 8. A local picture of the punctured tree  $t^\circ(p)$  associated to an intersection point  $p \in W_I \cap W_J$ , shown as a subset of the Whitney tower and as an abstract labelled (punctured) tree.

**3.6. Trees for Whitney towers.** For any Whitney tower  $\mathcal{W}$  define  $t(\mathcal{W})$  to be the disjoint union of all the trees  $t(p)$  for all unpaired intersection points  $p \in \mathcal{W}$ .

**Remark 3.2.** As mentioned at the start of this section,  $t(\mathcal{W})$  can be enhanced with vertex-orientations and edge-decorations and is called the *geometric intersection tree* of  $\mathcal{W}$ . The invariants  $\tau_n$  associated to the obstruction theory mentioned in Remark 1.1 are determined by such trees (e.g. [24]).

**3.7. Split Subtowers.** In order to simplify constructions and combinatorics it will be helpful to “split” a Whitney tower into *split subtowers* analogous to Krushkal’s grope splitting procedure [16] which splits a grope into genus one “branches” (higher stages).

**Definition 3.3.** A *subtower* is a Whitney tower except that the boundaries of the immersed order zero surfaces in a subtower are allowed to lie in the interior of the 4-manifold. (The boundaries of the order zero surfaces in a subtower are still required to be embedded.) The notions of *order* for intersection points and Whitney disks are the same as in Definition 3.1.

**Definition 3.4.** A subtower  $\mathcal{W}_p$  is *split* if it satisfies all of the following:

- (i)  $\mathcal{W}_p$  contains a single unpaired intersection point  $p$ ,
- (ii) the order zero surfaces of  $\mathcal{W}_p$  are all embedded 2-disks,
- (iii) the Whitney disks of  $\mathcal{W}_p$  are all embedded,
- (iv) the interior of any surface in  $\mathcal{W}_p$  either contains  $p$  or contains a single Whitney arc of a Whitney disk in  $\mathcal{W}_p$ ,
- (v)  $\mathcal{W}_p$  is connected (as a 2-complex in the 4-manifold).

The tree  $t(\mathcal{W}_p)$  associated to such a split subtower  $\mathcal{W}_p$  is just the tree  $t(p)$  determined by its unpaired intersection point  $p$  (3.5).

Note that the order of a split subtower  $\mathcal{W}_p$  is equal to the order of  $p$  and that a normal thickening of  $\mathcal{W}_p$  in the ambient 4-manifold is just a 4-ball neighborhood of the embedded tree  $t(\mathcal{W}_p) = t(p)$ .

### 3.8. Split Whitney towers and their trees.

**Lemma 3.5.** *Let  $\mathcal{W}$  be a Whitney tower on order 0 surfaces  $A_i$ . Then, for any regular neighborhood  $N(\mathcal{W})$  of  $\mathcal{W}$ , there exists a Whitney tower  $\mathcal{W}_{\text{split}}$  contained in  $N(\mathcal{W})$  such that:*

- (i) *The order 0 surfaces  $A'_i$  of  $\mathcal{W}_{\text{split}}$  only differ from the  $A_i$  by finger moves.*
- (ii) *All unpaired intersection points of  $\mathcal{W}_{\text{split}}$  are contained in disjoint split subtowers on sheets of the  $A'_i$ .*
- (iii)  *$t(\mathcal{W})$  and  $t(\mathcal{W}_{\text{split}})$  are isomorphic.*

Such a Whitney tower  $\mathcal{W}_{\text{split}}$  will be called a *split* Whitney tower. The disjoint union of trees  $t(\mathcal{W}_{\text{split}})$  (3.6) associated to  $\mathcal{W}_{\text{split}}$  is the disjoint union of the trees  $t(\mathcal{W}_p)$  associated to the split subtowers in  $\mathcal{W}_{\text{split}}$ . Also,  $t(\mathcal{W}_{\text{split}})$  sits as an *embedded* subset of  $\mathcal{W}_{\text{split}}$  via the description in 3.5.

*Proof.* Starting with the highest order Whitney disks of  $\mathcal{W}$ , apply finger moves as indicated in Figure 9. Working down through the lower order Whitney disks yields the desired  $\mathcal{W}_{\text{split}}$ .  $\square$

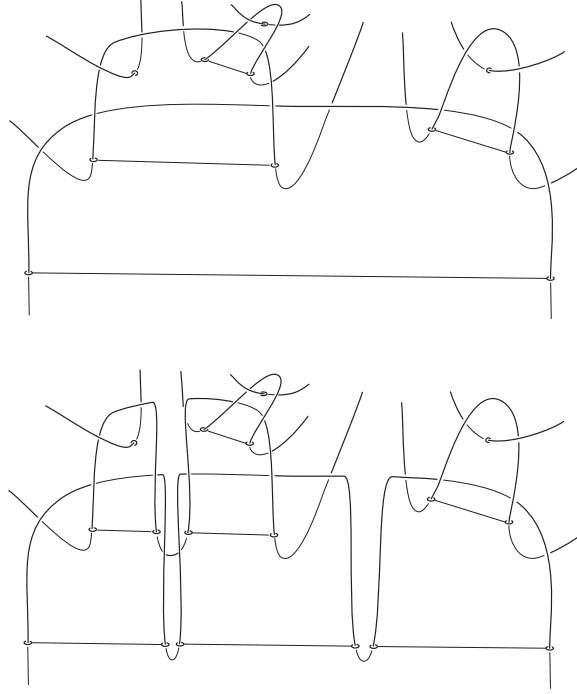


FIGURE 9. Part of a Whitney tower before (top) and after (bottom) applying the splitting procedure described in the proof of Lemma 3.5.

This decomposition of a Whitney tower into split subtowers corresponds to the idea that the disjoint union of trees associated to the Whitney tower captures its essential structure. The next lemma can be interpreted as justifying that this essential structure is indeed captured by the *unpunctured* trees rather than the punctured trees, in the sense that a punctured edge (corresponding to an unpaired intersection point) can be “moved” to any other edge of its tree.

**Lemma 3.6.** *Let  $\mathcal{W}$  be a split subtower on order zero sheets  $s_i$ , with unpaired intersection point  $p = W_I \cap W_J \subset \mathcal{W}$ . Denote by  $\nu(\mathcal{W})$  a normal thickening of  $\mathcal{W}$ , so that  $\partial s_i \subset \partial \nu(\mathcal{W}) \subset \nu(\mathcal{W}) \cong B^4$ . If  $I'$  and  $J'$  are any brackets such that  $t(I') \cdot t(J') = t(p) = t(I) \cdot t(J)$ , then after a homotopy (rel  $\partial$ ) of the  $s_i$  in  $\nu(\mathcal{W})$  the  $s_i$  admit a split subtower  $\mathcal{W}' \subset \nu(\mathcal{W})$  with single unpaired intersection point  $p' = W_{I'} \cap W_{J'} \subset T'$ .*

*Proof.* It is enough to show that the puncture in  $t^\circ(p)$  can be “moved” to either *adjacent* edge, since by iterating it can be moved to any edge of  $t(p)$ . Specifically, it is enough to consider the case where  $J = (J_1, J_2)$ ,  $I' = (I, J_1)$  and  $J' = J_2$  so that  $I \cdot (J_1, J_2) = (I, J_1) \cdot J_2$  as in Figure 10.



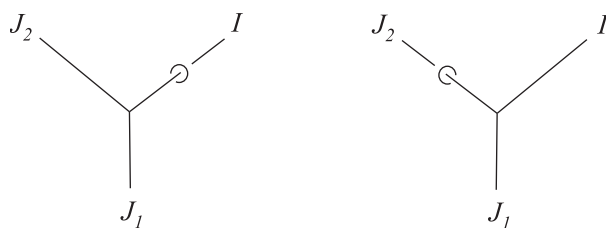


FIGURE 10. A local picture of the tree associated to the split subtower  $\mathcal{W}$  before (left) and  $\mathcal{W}'$  after (right) the Whitney move illustrated in Figure 11.

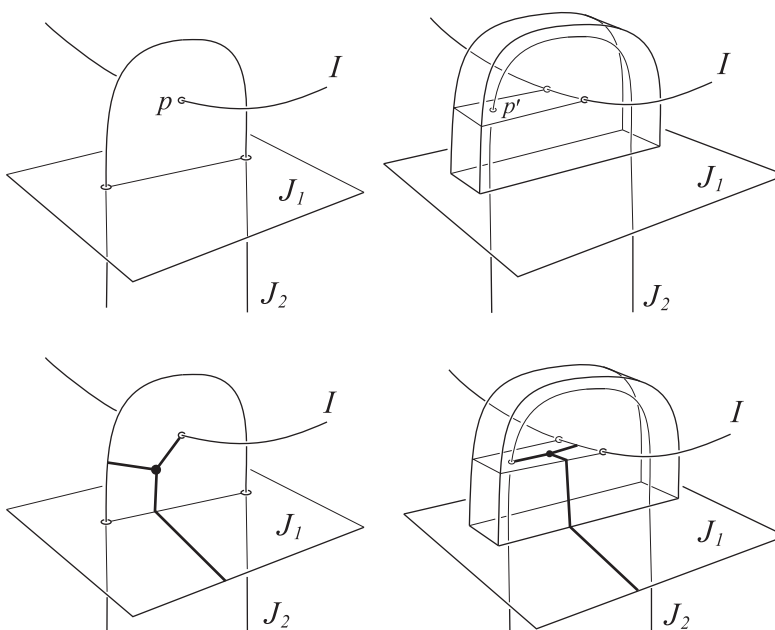


FIGURE 11. Upper left, the unpaired intersection point  $p = W_I \cap W_J$  in the split subtower  $\mathcal{W}$  of Lemma 3.6. Upper right, the unpaired intersection point  $p' = W_{I'} \cap W_{J'}$  in  $\mathcal{W}'$  after the Whitney move. The lower part of the figure shows that the punctured trees differ as indicated in Figure 10.

(Here we are assuming that  $W_J$  is not order zero, since if both  $W_I$  and  $W_J$  are order zero there is nothing to prove.) The proof is given by the maneuver illustrated in the upper part of Figure 11: Use the Whitney disk  $W_J$  to guide a Whitney move on  $W_{J_1}$ . This eliminates the intersections between  $W_{J_1}$  and  $W_{J_2}$  (as well as eliminating  $W_J$  and  $p$ ) at the cost of creating a new cancelling pair of intersections between

$W_{J_1}$  and  $W_I$ . This new cancelling pair can be paired by a Whitney disk  $W_{(I,J_1)}$  having a single intersection point  $p'$  with  $W_{J_2}$ . That this achieves the desired effect on the punctured tree is clear from the lower part of Figure 11.  $\square$

#### 4. GROPE SUBTOWERS

In this section a hybrid grope–Whitney tower combination is introduced which will be used to interpolate between gropes and Whitney towers in the proofs of the next section: A *split grope subtower* is a collection of capped gropes whose caps support certain split subtowers. We assume from now on that all gropes are dyadic (2.2).

The content of this section can essentially be grasped by inspecting Figure 12 and Figure 13, which illustrate split grope subtowers and their trees, and observing that the limiting cases reduce to gropes (4.3) and Whitney towers (4.4) respectively.

##### 4.1. Split grope subtowers.

**Definition 4.1.** Let  $g_i^c$  be a collection of (dyadic)  $A_i$ –like capped gropes properly immersed in a 4–manifold such that:

- (i) The higher (greater than zero) stages of the  $g_i$  are all disjointly embedded and disjoint from the interiors of all caps,
- (ii) the interiors of all caps are disjointly embedded,
- (iii) each cap  $c$  supports a split subtower  $\mathcal{W}_c$  whose other order 0 surfaces are sheets of the 0th stage surfaces  $A_i^0$ ,
- (iv) the  $\mathcal{W}_c$  are disjoint and contain all singularities among the 0th stages  $A_i^0$ .

Denote by  $g_i^{\mathcal{W}}$  the union of the grope  $g_i^c$  and the subtowers on its caps. The union  $g^{\mathcal{W}}$  of all the  $g_i^{\mathcal{W}}$  is a *split grope subtower* (see Figure 12). The *class* of  $g_i^{\mathcal{W}}$  is the class of the underlying grope  $g_i^c$ . The *class* of  $g^{\mathcal{W}}$  is the minimum of the classes of the  $g_i^{\mathcal{W}}$ .

The *order* of  $g_i^{\mathcal{W}}$  is defined inductively as follows: If  $g_i^{\mathcal{W}}$  is class 1, then the order of  $g_i^{\mathcal{W}}$  is the minimum of the orders of the split subtowers on the caps of  $g_i^{\mathcal{W}}$  (the immersed disks that fill in the punctures of  $A_i^0$ ). If  $g_i^{\mathcal{W}}$  has class 2 and a single genus one first stage, then the order of  $g_i^{\mathcal{W}}$  is the sum of the orders of the split subtowers on the dual pair of caps of  $g_i^{\mathcal{W}}$ . If  $g_i^{\mathcal{W}}$  has class 2 and more than one first stage, then the order of  $g_i^{\mathcal{W}}$  is the minimum of the orders of the first stages. If the class of  $g_i^{\mathcal{W}}$  is greater than 2, then the order of  $g_i^{\mathcal{W}}$  is defined (inductively) to be the minimum of the sums of the orders of the pairs of dual grope subtowers that are attached to the first stages of  $g_i^{\mathcal{W}}$ . The *order* of  $g^{\mathcal{W}}$  is the minimum of the orders of the  $g_i^{\mathcal{W}}$ .

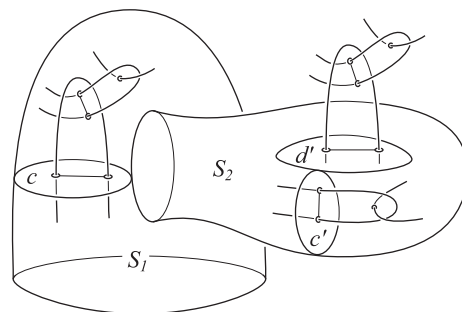


FIGURE 12. A *split grope subtower* is a collection of properly immersed capped gropes, with each cap supporting a split subtower whose other order 0 surfaces are sheets of the 0th stages of the gropes.

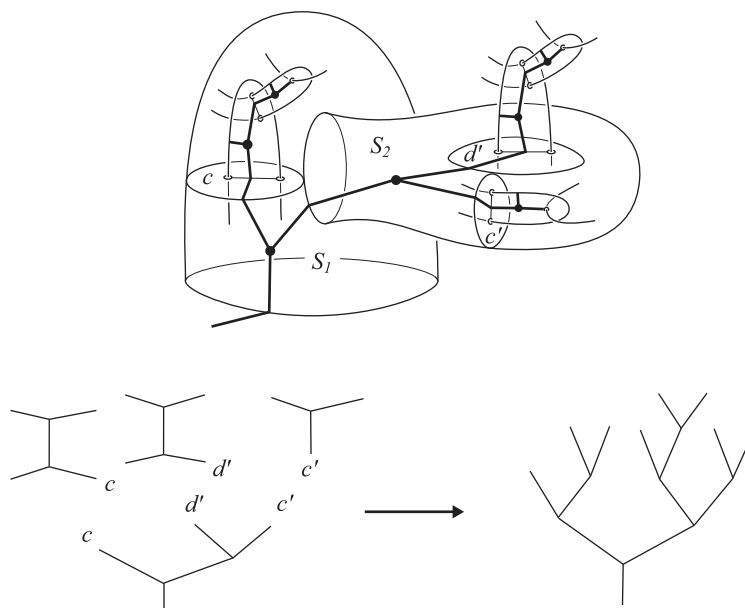


FIGURE 13. The tree  $t(g^{\mathcal{W}})$  associated to a split grope subtower  $g^{\mathcal{W}}$  is formed from the trees associated to the caps and gropes by gluing univalent vertices associated to common caps (bottom) and embeds in  $g^{\mathcal{W}}$  (top).

4.2. **Trees for dyadic split grope sub-towers.** For each  $g_i^{\mathcal{W}}$  in a split grope subtower  $g^{\mathcal{W}}$ , construct the disjoint union of (rooted) univalent trees  $t(g_i^{\mathcal{W}})$  from  $t(g_i^c)$  (defined in 2.3) by gluing on the trees  $t(\mathcal{W}_c)$  (defined in 3.3) along the univalent vertices that correspond to caps. Specifically, a univalent vertex of  $t(g_i^c)$  which corresponds to a cap  $c$  in  $g_i^c$  is identified with the univalent vertex of  $t(\mathcal{W}_c)$  which corresponds

to  $c$ , where  $\mathcal{W}_c$  is the subtower on  $c$ . This identification is to a single non-vertex point in an edge of  $t(g_i^{\mathcal{W}})$  (see the lower part of Figure 13). Doing this for all caps on  $g_i$  and all  $i$  yields all the  $t(g_i^{\mathcal{W}})$ . The disjoint union of trees  $t(g^{\mathcal{W}})$  associated to the split grope subtower  $g^{\mathcal{W}}$  is defined to be the disjoint union of the  $t(g_i^{\mathcal{W}})$  and sits as a subset of  $g^{\mathcal{W}}$  (upper part of Figure 13).

**4.3. Order 0 split grope subtowers.** If a class  $m$  split grope subtower  $g^{\mathcal{W}}$  has order 0, then all the split subtowers  $\mathcal{W}_c$  in  $g^{\mathcal{W}}$  are order 0 which just means that each cap of every  $g_i^c$  has exactly one interior intersection point with a sheet of some  $A_j^0$ . In this case, the trees  $t(g_i^{\mathcal{W}})$  and  $t(g_i^c)$  are clearly isomorphic for all  $i$  and each univalent vertex corresponds to a sheet of some  $A_j^0$ .

**4.4. Class 1 split grope subtowers.** If each  $g_i^{\mathcal{W}}$  in an order  $m$  grope subtower  $g^{\mathcal{W}}$  has class 1, then the caps fill in the punctures in the 0th stages  $A_i^0$  to form the order 0 surfaces in an order  $m$  split Whitney tower  $\mathcal{W}$  on immersions of the  $A_i$  extending the embedded  $A_i^0$ . The disjoint unions of trees  $t(g^{\mathcal{W}})$  and  $t(\mathcal{W})$  are isomorphic, with the root of each chord in  $t(g_i^c)$  corresponding to an  $i$ -labelled vertex of a tree in  $t(\mathcal{W})$ .

## 5. PROOF OF THEOREM 1

The equivalence of the statements in Theorem 1 in the introduction follows directly from the more detailed Theorems 5 and 6 which are stated and proved in this section. A key element of these theorems is that when passing between gropes and Whitney towers, the associated trees are “preserved”. In this setting, an *isomorphism* between rooted and unrooted (disjoint unions of) trees will always mean an isomorphism between the underlying unrooted trees, but will also include a correspondence between the roots and certain specified univalent vertices, e.g. the roots in  $t(g_i)$  will always correspond to  $i$ -labelled univalent vertices of  $t(\mathcal{W})$  when passing between gropes  $g_i$  and a Whitney tower  $\mathcal{W}$  on order zero surfaces  $A_i$ . (These isomorphisms also preserve the *signed* trees associated to gropes and Whitney towers as in [8, 11, 24].)

### 5.1. From Whitney towers to gropes.

**Theorem 5.** *Let  $\mathcal{W}$  be an order  $(n - 1)$  Whitney tower on properly immersed surfaces  $A_i$  in a 4-manifold  $X$ . Then, for any regular neighborhood  $N(\mathcal{W})$  of  $\mathcal{W}$ , there exist class  $n$   $A_i$ -like capped gropes  $g_i^c$  in  $X$  such that:*

- (i) *The 0th stage  $A_i^0$  of each  $g_i^c$  is  $A_i$  minus (perhaps) some sheets containing Whitney arcs or intersection points of  $\mathcal{W}$  in  $A_i$ .*
- (ii) *The union of the  $g_i^c$  are contained in  $N(\mathcal{W})$ .*
- (iii) *The  $g_i^c$  have disjoint properly embedded bodies  $g_i$ .*
- (iv) *Each cap of every  $g_i^c$  has a single interior intersection with some  $A_j^0$ .*
- (v)  *$t(\mathcal{W})$  is isomorphic to the disjoint union of the  $t(g_i^c)$ , with  $j$ -labelled univalent vertices in  $t(\mathcal{W})$  corresponding to either vertices in the  $t(g_i^c)$  associated to caps which intersect  $A_j^0$  or roots in  $t(g_j^c)$ ; furthermore, it may be arranged that this isomorphism takes any chosen preferred  $i$ -labelled univalent vertices on the trees in  $t(\mathcal{W})$  to the root vertices of the trees in  $t(g_i^c)$ .*

The proof of Theorem 5 is well illustrated by Figure 14 together with the observation that the pictured case can always be arranged by Lemma 3.6.

*Proof.* First split  $\mathcal{W}$  (Lemma 3.5) so that  $t(\mathcal{W})$  is the disjoint union of the split subtower trees  $t(\mathcal{W}_p)$  each of order at least  $n - 1$ . For each  $\mathcal{W}_p$ , choose a preferred univalent vertex of  $t(\mathcal{W}_p)$  and let  $A_i^0$  denote the punctured surfaces which are the complements of the sheets of the  $A_i$  that correspond to the chosen preferred vertices. (Each of these sheets is either a neighborhood of a Whitney disk boundary arc or a neighborhood of an unpaired intersection point.) These chosen vertices will end up corresponding to root vertices in the  $t(g_i^c)$  (which are associated to the 0th stages of the capped grope  $g_i^c$ ) as in statement (v) of the theorem.

Now  $\mathcal{W}$  is a grope subtower  $g^{\mathcal{W}}$  of class 1 and order  $(n - 1)$ : The 0th stages of  $g^{\mathcal{W}}$  are the  $A_i^0$  and the caps of  $g^{\mathcal{W}}$  are the sheets of the  $A_i$  that correspond to the chosen preferred vertices. The trees  $t(\mathcal{W})$  and  $t(g^{\mathcal{W}})$  are isomorphic. In particular, the theorem is true for  $n = 1$  by 4.3.

Assume now that  $n \geq 2$ . The proof will be completed by the following construction which shows how to decrease the order of  $g^{\mathcal{W}}$  while increasing the class of  $g^{\mathcal{W}}$  in a manner that preserves the tree  $t(g^{\mathcal{W}})$ . When each cap supports an order 0 split subtower the proof is done by 4.3.

**5.2. Decreasing the order and increasing the class and of a split grope subtower.** Consider a cap  $c$  attached to some stage  $S$  in a grope subtower  $g^{\mathcal{W}}$  such that the order of the split subtower  $\mathcal{W}_c$  supported by  $c$  is greater than or equal to 1. There are two cases to

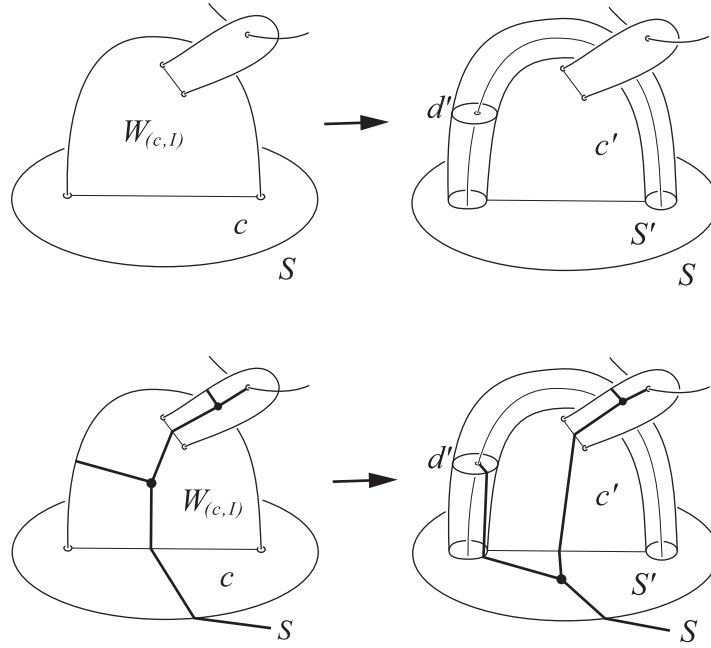


FIGURE 14. Upper left to right: Reducing the order and increasing the class of a split grope subtower  $g^{\mathcal{W}}$  by 0-surgering a cap  $c$  along the boundary arc of a Whitney disk. That  $c$  contains such a boundary arc (rather than the unpaired intersection point of  $\mathcal{W}_c$ ) can be arranged by Lemma 3.6. Lower left to right: This procedure preserves  $t(g^{\mathcal{W}})$ .

consider: Either  $c$  contains a boundary arc of a Whitney disk in  $\mathcal{W}_c$ , or  $c$  contains the unpaired intersection point  $p$  of  $\mathcal{W}_c$ .

First assume that  $c$  contains a boundary arc of a Whitney disk  $W_{(c,I)}$  (see upper left of Figure 14). In this case, “tube” (0-surger)  $c$  along the (other) boundary arc of  $W_{(c,I)}$  that lies in  $W_I$  as indicated in the upper right of Figure 14. This changes  $c$  into a genus one capped surface stage  $S'$ . One cap  $c'$  is  $W_{(c,I)}$  minus a small collar and the other dual cap  $d'$  is a meridional disk to  $W_I$ . Both of these caps support split subtowers of order strictly less than  $\mathcal{W}_c$  since the trees  $t(\mathcal{W}_{c'})$  and  $t(\mathcal{W}_{d'})$  are gotten from  $t(\mathcal{W}_c)$  by removing the edge adjacent to the vertex associated to  $c$  and cutting  $t(\mathcal{W}_c)$  at the vertex associated to  $W_{(c,I)}$ . The tree associated to the new grope subtower is the same as the original tree  $t(g^{\mathcal{W}})$  since the effect of creating  $S'$  from  $c$  just isotopes (in  $X$ ) the trivalent vertex (basepoint) of  $t(g^{\mathcal{W}})$  in  $W_{(c,I)}$  down

to a trivalent vertex (basepoint) in  $S'$  as illustrated in the lower part of Figure 14.

Now assume that  $c$  contains the unpaired intersection point  $p$  of  $\mathcal{W}_c$ . We may assume that  $p$  is the intersection between  $c$  and a Whitney disk  $W_{(I,J)}$  since  $\mathcal{W}_c$  has order greater than or equal to 1. Modify  $\mathcal{W}_c$  by one iteration of the procedure of Lemma 3.6: Do the  $W_{(I,J)}$  Whitney move on  $W_I$ . This creates a cancelling pair of intersections between  $c$  and  $W_I$  which are paired by a Whitney disk  $W_{(c,I)}$  that has a single intersection with  $W_J$  (as in Figure 11 but with different labels). The modified split subtower  $\mathcal{W}'_c$  on  $c$  has the same tree as  $\mathcal{W}_c$  and we are back to the previous case where  $c$  contains a boundary arc of  $W_{(c,I)}$ . (We remark that this step where  $c$  contains the unpaired intersection point  $p$  of  $\mathcal{W}_c$  could alternatively be handled by building higher grope stages out of Clifford tori as in the *grope duality* constructions of [18].)  $\square$

**5.3. From gropes to Whitney towers.** The gropes in the statement of Theorem 1 can be arranged to satisfy the hypotheses of next theorem by using finger moves to push down cap-intersections (2.5 of [13]) into the order 0 surfaces and by applying Krushkal's grope splitting technique [16].

**Theorem 6.** *Let  $g_i^c$  be a collection of class  $n$   $A_i$ -like dyadic capped gropes in a 4-manifold  $X$  with disjoint properly embedded bodies  $g_i$  such that all the caps have disjointly embedded interiors and each cap contains only a single interior intersection point with some 0th stage  $A_j^0$ . Then, for any regular neighborhood  $N(g_i^c)$  of the union of the  $g_i^c$ , there exists an order  $(n - 1)$  Whitney tower  $\mathcal{W}$  in  $X$  such that:*

- (i)  $\mathcal{W}$  is contained in  $N(g_i^c)$ .
- (ii) The order 0 surfaces of  $\mathcal{W}$  are immersions of the  $A_i$  extending the embeddings  $A_i^0$  up to regular homotopy (rel  $\partial$ ).
- (iii)  $t(\mathcal{W})$  is isomorphic to the disjoint union of the  $t(g_i^c)$  with  $j$ -labelled univalent vertices in  $t(\mathcal{W})$  corresponding to either vertices in the  $t(g_i^c)$  associated to caps which intersect  $A_j^0$  or roots in  $t(g_j^c)$ .

The proof of Theorem 6 is well illustrated by Figure 15 together with the observation that the pictured case can always be arranged by Lemma 3.6:

*Proof.* When  $n = 1$ , the  $g_i^c$  form a grope subtower  $g^{\mathcal{W}}$  of class 1 and the Theorem is true by 4.4.

Assuming  $n \geq 2$ , the proof is completed by the following construction (essentially the inverse to the construction 5.2 in the proof of Theorem 5) which decreases the class and increases the order of a grope

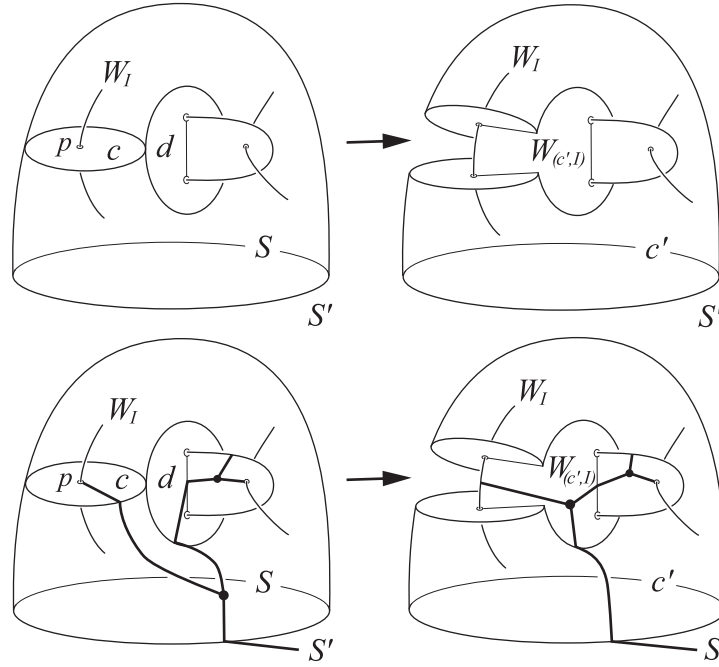


FIGURE 15. Upper left to right: Surgering one of a dual pair of caps in a split grope subtower  $g^{\mathcal{W}}$  reduces the class and increases the order of  $g^{\mathcal{W}}$ . This procedure requires the surgered cap  $c$  to contain the unpaired intersection point  $p$  in its split subtower  $\mathcal{W}_c$  as can be arranged by Lemma 3.6. Lower left to right: This surgery preserves  $t(g^{\mathcal{W}})$ .

subtower  $g^{\mathcal{W}}$  while preserving the associated trees. When each  $g_i^c$  in  $g^{\mathcal{W}}$  has class 1 the proof is complete by 4.4.

**5.4. Decreasing the class and increasing the order of a grope subtower.** Let  $c$  and  $d$  be a pair of dual caps on a surface stage  $S$  in a grope subtower  $g^{\mathcal{W}}$  supporting split subtowers  $\mathcal{W}_c$  and  $\mathcal{W}_d$ . By applying Lemma 3.6 to  $\mathcal{W}_c$ , we may arrange that  $c$  contains the unpaired intersection point  $p = c \cap W_I$  in  $\mathcal{W}_c$ . Using  $c$  to ambiently surger  $S$  changes  $S$  into a cap  $c'$  on the stage  $S'$  below  $S$ . This new cap  $c'$  has a cancelling pair of intersections with  $W_I$  (due to  $p$ , the intersection  $c$  had with  $W_I$ ), which can be paired with a Whitney disk  $W_{(c',d)}$  formed from the old cap  $d$  by attaching a thin band as pictured in the upper right of Figure 15. The cap  $c'$  supports a split subtower  $\mathcal{W}_{c'}$  and, as illustrated in the lower part of Figure 15, there is no change in  $t(g^{\mathcal{W}})$  since the effect of the surgery is just to isotope (in  $X$ ) the univalent



vertex of  $t(g^{\mathcal{W}})$  that was in  $S$  up into  $W_{(c',I)}$ . (Here we are still denoting the modified grope subtower by  $g^{\mathcal{W}}$ .) Repeated application of this construction eventually eliminates all dual pairs of caps so that each  $g_i^c$  in  $g^{\mathcal{W}}$  has class 1.  $\square$

6. PROOF OF COROLLARY 2

The idea of the proof of Corollary 2 in the introduction is to use Theorem 6 of Subsection 5.3 to convert the symmetric grope into a Whitney tower whose associated trees are all symmetric and then use Lemma 3.6 to create the desired Whitney tower by moving the unpaired intersection points appropriately. The gropes in this section are disk-like and assumed to be dyadic as can always be arranged by Krushkal’s splitting procedure [16].




FIGURE 16. From left to right: The trees  $Y^1$ ,  $Y^2$ ,  $Y^3$  and (a punctured)  $Y^n$ .

**6.1. Symmetric gropes and trees.** Let  $Y^1$  denote the order 1 rooted  $Y$ -shaped tree that corresponds to a punctured torus viewed as a grope of class 2 (with the bottom univalent vertex designated as the root). For integers  $n > 1$ , define  $Y^{(n+1)}$  to be the rooted product  $Y^n * Y^n$  (see Figure 16). A grope  $g$  is *symmetric* and has *height*  $n$  if all the trees in  $t(g)$  are of the form  $Y^n$ . For  $n \geq 1$ , define the tree  $Y^{(n.5)}$  to be the rooted product  $Y^{(n-1)} * Y^n$  (where  $Y^0$  is the rooted chord). A grope  $g$  has *height*  $n.5$  if all the trees in  $t(g)$  are of the form  $Y^{(n.5)}$ . Note that a grope of height  $n$  (resp.  $n.5$ ) has class  $2^n$  (resp.  $2^n + 2^{(n-1)} = (1.5)(2^n)$ ).

**6.2. The height of a Whitney tower.** Translating the definition of height given in [5] into our language we have: An order  $(2^n - 2)$  Whitney tower  $\mathcal{W}$  has *height*  $n$  ( $n \geq 1$ ) if the interiors of all Whitney disks in  $\mathcal{W}$  only intersect surfaces of the same order. Thus, the lowest order unpaired intersections in a Whitney tower of height  $n$  are of order  $(2^{(n-1)} - 1) + (2^{(n-1)} - 1) = 2^n - 2$  and occur among the highest order Whitney disks (of order  $2^{(n-1)} - 1$ ).

A Whitney tower of *height*  $n.5$  ( $n \geq 1$ ) is a Whitney tower of height  $n$ , together with order  $2^n - 1$  Whitney disks pairing all order  $2^n - 2$  intersection points with the requirement that the interiors of these order

$2^n - 1$  Whitney disks may intersect each other and the order  $2^{(n-1)} - 1$  Whitney disks but are disjoint from all surfaces of lower order. A Whitney tower of height  $n.5$  has order  $2^n + 2^{(n-1)} - 2$ .

*Proof.* (of Corollary 2) Applying Theorem 6 of Section 5 to a disk-like grope  $g$  of height  $n$  (resp.  $n.5$ ) yields a Whitney tower  $\mathcal{W}$  of order  $2^n - 1$  (resp.  $2^{(n-1)} + 2^n - 1$ ) with  $t(\mathcal{W})$  isomorphic to  $t(g)$  so that all the connected trees in  $t(\mathcal{W})$  are of the form  $Y^n$  (resp.  $Y^{(n.5)}$ ). After splitting  $\mathcal{W}$  (Lemma 3.5) and applying Lemma 3.6, we may arrange that the punctured edge in each punctured tree  $t^\circ(p)$  in  $t^\circ(\mathcal{W})$  is adjacent to (what was) a root vertex, that is, the only unpaired intersection points of  $\mathcal{W}$  occur between the order zero 2-disk and Whitney disks whose associated trees are of the form  $Y^n$  (resp.  $Y^{(n.5)}$ ) as in the far right of Figure 16. The Whitney disks of  $\mathcal{W}$  correspond to the trivalent vertices of  $t(\mathcal{W})$  and one can check by examining the shape of the  $Y^n$  trees which make up  $t^\circ(\mathcal{W})$  that  $\mathcal{W}$  satisfies the above definition of height  $n$  (resp.  $n.5$ ). In fact,  $\mathcal{W}$  satisfies the stronger condition that its intersections of order  $2^n - 2$  (between Whitney disks of order  $2^{(n-1)} - 1$ ), which are allowed to be unpaired in [5], are in fact all paired by order  $2^n - 1$  Whitney disks (each of which corresponds to the trivalent vertex adjacent to the root of a  $Y^n$ ). This is as expected by Theorem 1 since  $\mathcal{W}$  should have order  $2^n - 1$ . However, these order  $2^n - 1$  Whitney disks intersect the order zero 2-disk so that  $\mathcal{W}$  does *not* have height  $n + 1$ . The case of half-integer height  $n.5$  is checked similarly.  $\square$

## 7. PROOF OF COROLLARY 3 AND THE WHITNEY MOVE IHX CONSTRUCTION

This section contains a proof of Corollary 3 which is based on a geometric realization of the IHX Jacobi relation in the setting of Whitney towers (Lemma 7.2 below). A dyadic (capped)  $A$ -like grope  $g$  is a

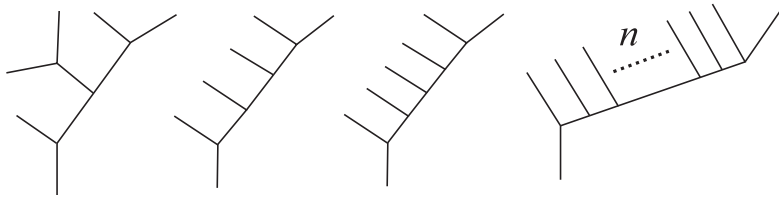


FIGURE 17. From left to right: The non-simple tree of lowest order (order 4) and the simple trees of order 4, 5, and  $6 + n$ .

*half-grope* if all the trees in  $t(g)$  are *simple* (right- or left-normed) as

illustrated in Figure 17; note that the roots (shown pointing down in the figure) are required to be at an “end” of the tree.

*Proof.* To prove Corollary 3, choose caps for the class  $n$   $g_i$  (which we may assume are dyadic) and use Theorem 6 of Section 5 to convert the  $g_i^c$  into a Whitney tower  $\mathcal{W}$  of order  $n - 1$ . By the following Proposition 7.1,  $\mathcal{W}$  can be modified (rel boundary) to a Whitney tower  $\mathcal{W}'$  (of the same order) with  $t(\mathcal{W}')$  consisting of only simple trees. Then converting  $\mathcal{W}'$  back into a grope via Theorem 5 of Section 5 yields the desired half gropes  $h_i$  in  $X$  bounded by  $\gamma_i$ . (Here we are using (v) of Theorem 5 to send chosen univalent “end vertices” to roots, while preserving trees.)  $\square$

**Proposition 7.1.** *Let  $\mathcal{W}$  be any order  $n$  Whitney tower on order 0 surfaces  $A_i$ . Then, after a regular homotopy (rel  $\partial$ ), the  $A_i$  admit an order  $n$  simple Whitney tower  $\mathcal{W}'$  contained in a neighborhood of  $\mathcal{W}$ , that is,  $t(\mathcal{W}')$  consists of only simple trees.*

The proof of Proposition 7.1 uses the geometric IHX Lemma 7.2 below to follow the algebraic proof that the usual group of univalent trees occurring in finite type theory is spanned by simple trees as given in e.g. [1, 6]:

*Proof.* The simple trees are characterized by the property that any maximal length chain of edges contains every trivalent vertex. Let  $t(p) = t(\mathcal{W}_p) \in t(\mathcal{W})$  be a tree associated to a split subtower  $\mathcal{W}_p \subset \mathcal{W}$  contained in a Whitney tower  $\mathcal{W}$  (which we may assume is split by Lemma 3.5). If  $t(p)$  contains a trivalent vertex  $v_1$  which is of distance 1 away from a trivalent vertex  $v_0$  contained in some maximal chain of edges not containing  $v_1$ , then we may assume, by Lemma 3.6, that  $v_0$  corresponds to  $W_{(I,J)}$  and  $v_1$  corresponds to  $W_{((I,J),K)}$  which is incident to some other sheet  $W_L$  in  $\mathcal{W}_p$  as in left hand side of Figure 18. Lemma 7.2 below shows how to modify  $\mathcal{W}$  near  $\mathcal{W}_p$  so as to replace  $t(p) \in t(\mathcal{W})$  by the two trees on the righthand side of Figure 18 having the same order as  $t(p)$  but with longer length edge chains. By iterating this modification (for all components of  $t(\mathcal{W})$ ) we eventually arrive at the desired  $\mathcal{W}'$  with all components of  $t(\mathcal{W}')$  simple trees.  $\square$

**Lemma 7.2** (Geometric IHX–Whitney move version). *Let  $\mathcal{W}_p$  be a split subtower in a split Whitney tower  $\mathcal{W}$ . Let  $W_{((I,J),K)}$  be a Whitney disk in  $\mathcal{W}_p$  so that  $t(\mathcal{W}_p)$  looks locally like the leftmost tree in Figure 18. Then  $\mathcal{W}$  can be modified in a regular neighborhood  $\nu(\mathcal{W}_p)$  of  $\mathcal{W}_p$  yielding a split Whitney tower  $\mathcal{W}'$ , on the same order 0 surfaces, with  $\mathcal{W}_p$  replaced by disjoint split subtowers  $\mathcal{W}_{p'}$  and  $\mathcal{W}_{p''}$  contained in  $\nu(\mathcal{W}_p)$*

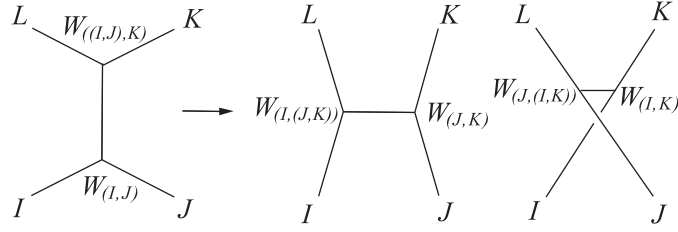


FIGURE 18. The IHX relation for Whitney disks in a split subtower replaces a split subtower whose tree looks locally like the one on the left with a pair of nearby disjoint split subtowers whose trees look locally like the trees on the right.

such that the trees  $t(\mathcal{W}_{p'})$  and  $t(\mathcal{W}_{p''})$  are as pictured on the right hand side of Figure 18.

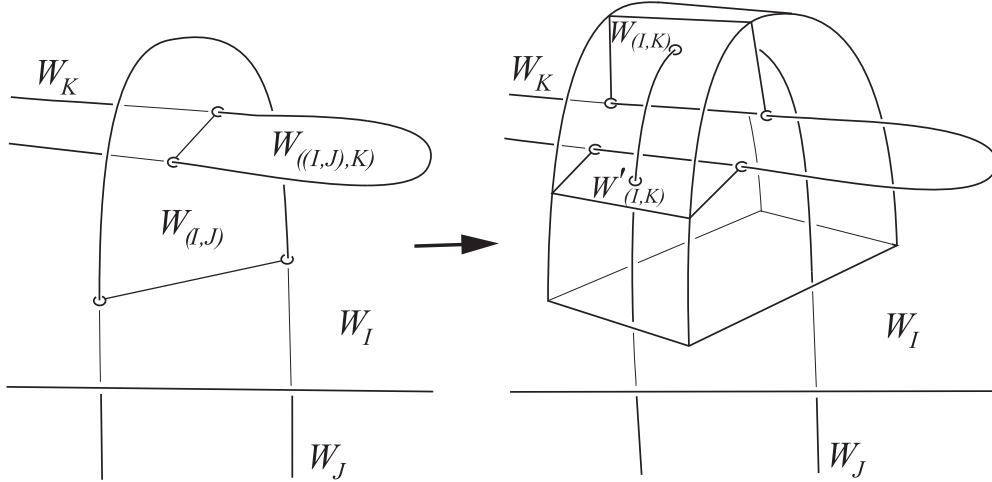


FIGURE 19. The IHX construction starts with a  $W_{(I,J)}$  Whitney move on  $W_I$ . Note that intersections between  $W_{((I,J),K)}$  and  $W_L$  are *not* shown in this figure (and are suppressed in subsequent figures as well).

The modification involves Whitney moves, finger moves and taking parallel copies of some of the Whitney disks in  $\mathcal{W}_p$ . The reader familiar with the orientation and sign conventions of [24] can check by inserting signs and orientations in the figures that the following construction actually replaces an “I” tree with the difference “H – X” as in the usual IHX relation of finite type theory. Note that this differs from the closely related 4–dimensional IHX construction in [8] which creates

the trees  $I - H + X$  for a Whitney tower on 2-spheres in 4-space by modifying the boundaries of Whitney disks.

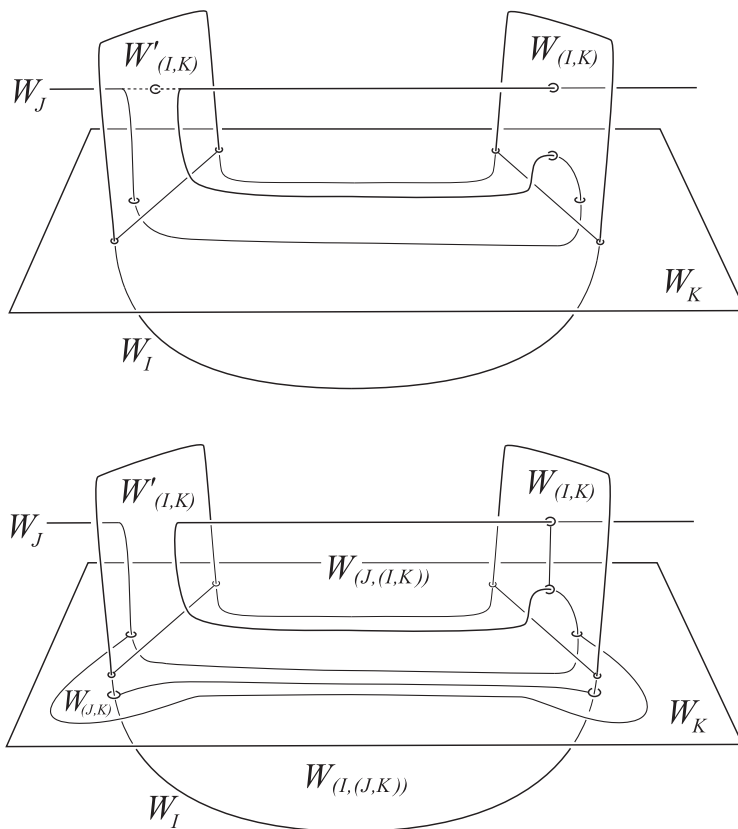


FIGURE 20. The intersection point  $W_J \cap W'_{(I,K)}$  is ‘transferred’ via a finger move (top) to create a cancelling pair  $W_J \cap W_{(I,K)}$  paired by  $W_{(J,I,K)}$  at the cost of also creating  $W_J \cap W_K$  paired by  $W_{(J,K)}$  and  $W_I \cap W_{(J,K)}$  paired by  $W_{(I,(J,K))}$  (bottom).

*Proof.* The first step in the modification is to do the  $W_{(I,J)}$  Whitney move on  $W_I$  (see Figure 19) and disregard, for the moment, the Whitney disks in the part of  $\mathcal{W}$  corresponding to the sub-tree  $L$ . This eliminates the cancelling pair of intersections between  $W_I$  and  $W_J$  at the cost of creating two cancelling pairs of intersections between  $W_I$  and  $W_K$  which we pair by Whitney disks  $W_{(I,K)}$  and  $W'_{(I,K)}$  as illustrated in Figure 19. The new Whitney disks  $W_{(I,K)}$  and  $W'_{(I,K)}$  each have a single interior intersection with  $W_J$  and the next step is to “transfer” (as illustrated in the upper part of Figure 20) the intersection point

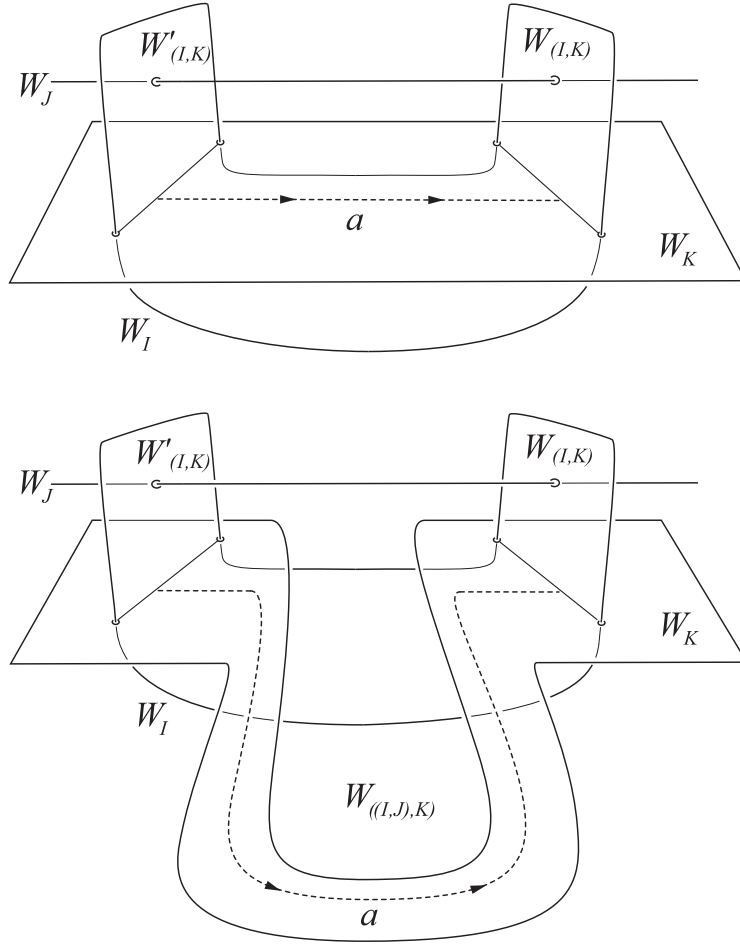


FIGURE 21. The transferring finger move is guided by an arc  $a$  (top) which can be taken to run along what used to be the part of the boundary arc of  $W_{((I,J),K)}$  lying in  $W_K$  (bottom). Indicated in the bottom picture is where  $W_{((I,J),K)}$  used to be.

$W_J \cap W'_{(I,K)}$  to create a cancelling pair  $W_J \cap W_{(I,K)}$  paired by  $W_{(J,(I,K))}$  at the cost of also creating  $W_J \cap W_K$  paired by  $W_{(J,K)}$  and  $W_I \cap W_{(J,K)}$  paired by  $W_{(I,(J,K))}$  (as illustrated in the lower part of Figure 20). Note that Figure 20 differs from Figure 19 by a rotation of coordinates which brings the sheet of  $W_K$  into the “present” slice of 3-space. This transfer move was described in [29] (see also [23, 24]) and is just a (non-generic) finger move applied to  $W_J$ . The important thing to note here is that the finger move is guided by an arc  $a$  (see Figure 21) from  $\partial W'_{(I,K)}$  to  $\partial W_{(I,K)}$  in  $W_K$  and we can take this arc to run along what used

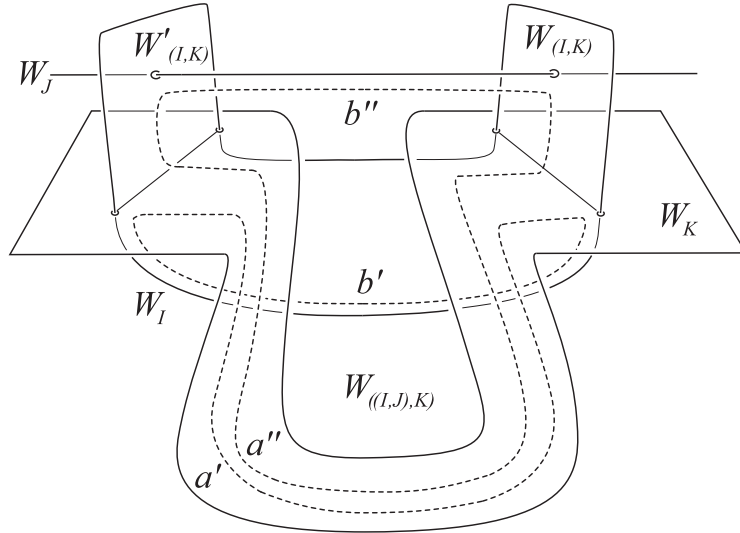


FIGURE 22. Before the transfer move: New Whitney disks  $W_{(I,(J,K))}$  and  $W_{(J,(I,K))}$ , whose boundaries are the unions of arcs  $a' \cup b'$  and  $a'' \cup b''$  (see also Figure 23), will be created from parallel copies of the old  $W_{((I,J),K)}$ .

to be the part of  $\partial W_{((I,J),K)}$  lying in  $W_K$ . This is illustrated in the lower part of Figure 21 which gives a better picture of the situation before the finger move is applied. The Whitney disks  $W_{(I,(J,K))}$  and

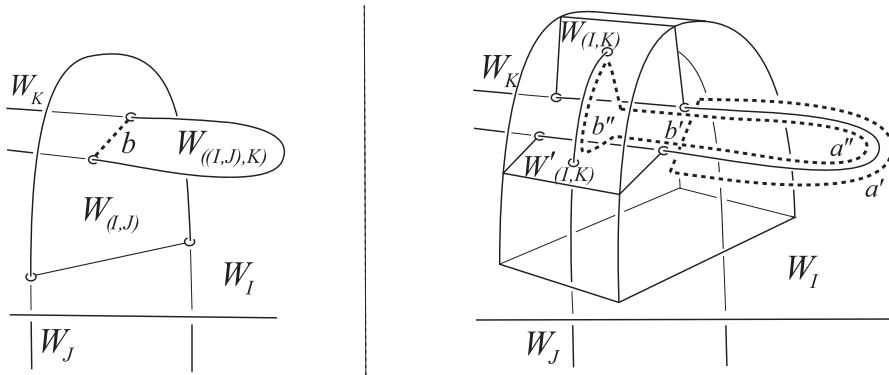


FIGURE 23. Applying the transfer move to the right-hand side will create new Whitney disks  $W_{(I,(J,K))}$  and  $W_{(J,(I,K))}$ , whose boundaries are the unions of arcs  $a' \cup b'$  and  $a'' \cup b''$  (see also Figure 22), from parallel copies of the old  $W_{((I,J),K)}$  shown on the left.

$W_{(J,(I,K))}$  can be taken to be parallel copies of the old  $W_{((I,J),K)}$  as follows: The boundary of  $W_{(I,(J,K))}$  (resp.  $W_{(J,(I,K))}$ ) consists of arcs  $a'$  and  $b'$  (resp.  $a''$  and  $b''$ ) where  $a'$  and  $a''$  are tangential push-offs of  $a$  in  $W_K$  and  $b'$  and  $b''$  are normal push-offs of what was the boundary arc  $b$  of  $W_{((I,J),K)}$  in  $W_{(I,J)}$ . This is shown in both Figure 22 and Figure 23, where again it is easier to picture things before the transferring finger move. Since  $W_{((I,J),K)}$  was framed and embedded,  $W_{(I,(J,K))}$  and  $W_{(J,(I,K))}$  can be formed from two disjoint parallel copies of  $W_{((I,J),K)}$  which each intersect  $W_L$  as  $W_{((I,J),K)}$  did. Two parallel copies of each Whitney disk that was in the part of  $\mathcal{W}_p$  corresponding to  $L$  can be used to recover the order of the original Whitney tower (by pairing the new intersections “over”  $W_{(I,(J,K))}$  and  $W_{(J,(I,K))}$  corresponding to  $L$ ), which means that exactly two new unpaired intersection points  $p'$  and  $p''$  have been created with corresponding trees  $t(p')$  and  $t(p'')$  as shown locally in the right hand side of Figure 18. After the transferring finger move, the  $W'_{(I,K)}$  Whitney move can be done (on either sheet) without affecting anything else. Finally,  $W_I$ ,  $W_J$  and  $W_K$  will need to be split since they now each contain two boundary arcs of Whitney disks. Splitting  $W_I$ ,  $W_J$  and  $W_K$  down into the lower order Whitney disks (as in Lemma 3.5) yields the two split subtowers  $\mathcal{W}_{p'}$  and  $\mathcal{W}_{p''}$ .  $\square$

## 8. PROOF OF COROLLARY 4

In this section the main theorems together with the geometric IHX construction of the previous section are used to prove Corollary 4 in the introduction. We refer the reader to [2] or [15] for the formal definition of *k-null-cobordism* or *k-slice*. It is enough to show that the link components in  $S^3 = \partial B^4$  bound disjointly embedded surfaces  $A_i$  such that each  $A_i$  contains a symplectic basis of circles which bound continuous maps of class  $k$  gropes in  $B^4 \setminus \bigcup_i A_i$ . In fact, we will find such  $A_i$  with symplectic bases of circles bounding *embedded* class  $k$  gropes in  $B^4 \setminus \bigcup_i A_i$ . The same proof shows that class  $2k$  grope concordant links are  $k$ -cobordant.

*Proof.* Apply Krushkal’s grope-splitting procedure [16] and Theorem 6 of Section 5 to the class  $2k$  (disk-like) gropes (as in the hypotheses of Corollary 4) to get an order  $2k - 1$  Whitney tower on immersed 2-disks bounded by the link components in  $B^4$ . Then apply Proposition 7.1 to get a Whitney tower  $\mathcal{W}$  with  $t(\mathcal{W})$  consisting of only simple trees. Since the order of  $\mathcal{W}$  is  $2k - 1$ , the order of each tree in  $t(\mathcal{W})$  is at least  $2k - 1$ . This means that we can specify a preferred univalent vertex in each simple tree in  $t(\mathcal{W})$  such that the trivalent vertex adjacent to



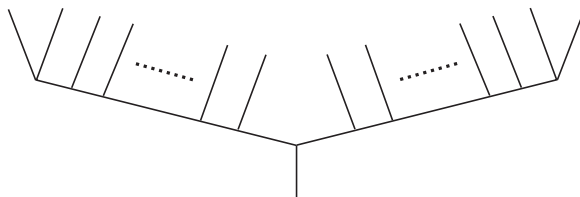


FIGURE 24. A simple tree associated to an order  $2k - 1$  (or greater) intersection point in an order  $2k - 1$  Whitney tower  $\mathcal{W}$  with a preferred univalent vertex (at least)  $k - 1$  trivalent vertices away from both ends. Using Theorem 5 of Section 5 to convert  $\mathcal{W}$  to disjoint gropes  $g_i$  with all such preferred univalent vertices going to roots in  $t(g_i)$  yields  $k$ -slicing surfaces (the bottom stages of the  $g_i$ ).

the preferred univalent vertex is at least  $k - 1$  trivalent vertices away from both ends of the simple tree, as illustrated in Figure 24. Now use Theorem 5 of Section 5 to convert back to disjointly embedded (disk-like) gropes  $g_i$  with the preferred univalent vertices in  $t(\mathcal{W})$  going to the root vertices in the  $t(g_i)$ . As is seen in the shape of the trees  $t(g_i)$  (Figure 24), the desired  $A_i$  are the class 2 sub-gropes formed by the bottom (0th and 1st) stages of the  $g_i$  and the higher ( $\geq 2$ ) stages form class  $k$  gropes which are attached to symplectic bases on the  $A_i$  and disjointly embedded in  $B^4 \setminus \bigcup_i A_i$ .  $\square$

## REFERENCES

- [1] D. Bar-Natan, *Vassiliev homotopy string link invariants*. J. Knot Theory Ramifications 4 (1995) 13–32.
- [2] T. Cochran, *k-cobordism for links in  $S^3$* . Trans. A.M.S. Vol. 327 No. 2 (1991) 641–654.
- [3] T. Cochran, *Geometric invariants of link cobordism*. Comment. Math. Helv. Vol. 60 (1985) 291–311.
- [4] T. Cochran, *Derivatives of links, Milnor’s concordance invariants and Massey products*. Mem. Amer. Math. Soc. Vol. 84 No. 427 (1990).
- [5] T. Cochran, K. Orr, P. Teichner, *Knot concordance, Whitney towers and  $L^2$ -signatures*. Annals of Math. Vol. 157 No.2 (2003) 433–519.
- [6] J. Conant, P. Teichner, *Grope cobordism of classical knots*, Topology, Vol. 43, Issue 1 (2004) 119–156.
- [7] J. Conant, P. Teichner, *Grope cobordism and Feynman diagrams*, Math. Annalen Vol. 328 Nos. 1–2 (2004) 135–171.
- [8] J. Conant, R. Schneiderman, P. Teichner, *Jacobi identities in low-dimensional topology*, Compositio Mathematica 143 Part 3 (2007) 780–810.
- [9] J. Conant, R. Schneiderman, P. Teichner, *Milnor Invariants and Twisted Whitney Towers*, preprint (2010) arXiv:1102.0758v1 [math.GT].

- [10] J. Conant, R. Schneiderman, P. Teichner, *Geometric filtrations of string links and homology cylinders*, preprint (2012) arXiv:1202.2482v1 [math.GT].
- [11] J. Conant, R. Schneiderman, P. Teichner, *Whitney tower concordance of classical links*, preprint (2012) arXiv:1202.3463v1 [math.GT].
- [12] M. H. Freedman, *The topology of four-dimensional manifolds*. J. Diff. Geom. 17 (1982) 357–453.
- [13] M. H. Freedman, F. Quinn, *The topology of 4-manifolds*. Princeton Math. Series 39 Princeton NJ (1990).
- [14] M. H. Freedman, P. Teichner, *4-manifold topology II: Dwyer’s filtration and surgery kernels*. Invent. Math. 122 (1995) 531–557.
- [15] K. Igusa, Kent Orr, *Links, pictures and the homology of nilpotent groups*. Topology 40 (2001) 1125–1166.
- [16] V. Krushkal, *Exponential separation in 4-manifolds*. Geometry and Topology Vol. 4 (2000) 397–405.
- [17] V. Krushkal, Frank Quinn, *Subexponential groups in 4-manifold topology*. Geometry and Topology Vol. 4 (2000) 407–430.
- [18] V. Krushkal, P. Teichner, *Alexander duality, gropes and link homotopy*. Geometry and Topology Vol. 1 (1997) 51–69.
- [19] W. Magnus, A. Karass, D. Solitar, *Combinatorial group theory*, Dover Publications Inc. (1976).
- [20] K. Orr, *Homotopy invariants of links*. Invent. Math. Vol. 95 (1989) 379–394.
- [21] F. Quinn, *Embedding towers in 4-manifolds*. Four-manifold Theory AMS Contemporary Math 35 (1984) 461–472.
- [22] R. Schneiderman, *Simple Whitney towers, half-gropes and the Arf invariant of a knot*, Pacific Journal of Mathematics, Vol. 222, No. 1, Nov (2005).
- [23] R. Schneiderman, P. Teichner, *Higher order intersection numbers of 2-spheres in 4-manifolds*, Alg. and Geom. Topology 1 (2001) 1–29.
- [24] R. Schneiderman, P. Teichner, *Whitney towers and the Kontsevich integral*, Proceedings of a conference in honor of Andrew Casson, UT Austin 2003, Geometry and Topology Monograph Series, Vol. 7 (2004), 101–134.
- [25] R. Schneiderman, P. Teichner, *Pulling apart 2-spheres in 4-manifolds*, In preparation.
- [26] P. Teichner, *Knots, von Neumann Signatures, and Grope Cobordism*. Proceedings of the International Congress of Math. Vol II: Invited Lectures (2002) 437–446.
- [27] P. Teichner, *What is ... a grope?* Notices of the A.M.S. Vol. 54 no. 8 Sep 2004, 894–895.
- [28] H. Whitney, *The self intersections of a smooth  $n$ -manifold in  $2n$ -space*. Annals of Math. 45 (1944) 220–246.
- [29] M. Yamasaki, *Whitney’s trick for three 2-dimensional homology classes of 4-manifolds*. Proc. Amer. Math. Soc. 75 (1979) 365–371.

COURANT INSTITUTE OF MATHEMATICAL SCIENCES, NEW YORK UNIVERSITY,  
 251 MERCER STREET, NEW YORK NY 10012-1185 USA  
*E-mail address:* `schneiderman@courant.nyu.edu`