

A Uniformly Distributed Parameter on a Class of Lattice Paths

DAVID CALLAN

Department of Statistics
University of Wisconsin-Madison
1210 W. Dayton St
Madison, WI 53706-1693
callan@stat.wisc.edu

Abstract

Let \mathcal{G}_n denote the set of lattice paths from $(0, 0)$ to (n, n) with steps of the form (i, j) where i and j are nonnegative integers, not both 0. Let \mathcal{D}_n denote the set of paths in \mathcal{G}_n with steps restricted to $(1, 0), (0, 1), (1, 1)$, so-called Delannoy paths. Stanley has shown that $|\mathcal{G}_n| = 2^{n-1}|\mathcal{D}_n|$ and Sulanke has given a bijective proof. Here we give a simple parameter on \mathcal{G}_n that is uniformly distributed over the 2^{n-1} subsets of $[n-1] = \{1, 2, \dots, n\}$ and takes the value $[n-1]$ precisely on the Delannoy paths.

We consider paths in the lattice plane \mathbb{Z}^2 with arbitrary nonnegative-integer-coordinate steps, that is, steps in $\mathbb{N} \times \mathbb{N} \setminus \{(0, 0)\}$, called *general* lattice paths. A path can be specified by the sequence of its steps or, depending on where the path is situated in \mathbb{Z}^2 , either by its vertices or by its line segments. Let \mathcal{G}_n denote the set of general lattice paths from $(0, 0)$ to (n, n) . Let \mathcal{D}_n denote the set of paths in \mathcal{G}_n with steps restricted to $(1, 0), (0, 1), (1, 1)$, so-called Delannoy paths. Stanley [1, Ex. 6.16] shows that $|\mathcal{G}_n| = 2^{n-1}|\mathcal{D}_n|$ and Sulanke [2] has given a bijective proof. Here we give a simple parameter on \mathcal{G}_n that is uniformly distributed over the 2^{n-1} subsets of $[n-1]$ and takes the value $[n-1]$ precisely on the Delannoy paths.

To present this parameter, two notions are relevant: a path is *balanced* if its terminal vertex lies on the line of slope 1 through its initial vertex. A path is *subdiagonal* if it never rises above the line of slope 1 through its initial vertex. Analogously for *superdiagonal*. A *subpath* of a path π is of course a subsequence of consecutive steps of π . Since subpaths that do not start at the origin will arise, the reader should not confuse a path's inherent property of being subdiagonal with its placement relative to the diagonal line $y = x$.

For $\pi \in \mathcal{G}_n$, consider the interior vertical lines: $x = k$, $1 \leq k \leq n-1$. Such a line is *active* for π if it contains a vertex of π —an *active* vertex—that (i) lies on the line $y = x$, or

(ii) lies strictly below $y = x$ and is the initial vertex of a nonempty balanced subdiagonal subpath of π , or (iii) lies strictly above $y = x$ and is the terminal vertex of a nonempty balanced superdiagonal subpath of π . If a line is active for π by virtue of (i), no other vertex on the line can meet the conditions of (ii) or (iii). If active by virtue of (ii) or (iii), then all path vertices on the line lie strictly to one side of $y = x$ and only the one closest to $y = x$ is active. In any case, an active line contains a unique active vertex.

Proposition 1. *A path $\pi \in \mathcal{G}_n$ is Delannoy if and only if all its interior vertical lines are active.*

Proof. The “if” part is clear. For the converse, suppose all lines are active for π . If π had a line segment of slope m with $0 < m < 1$, then there would be an interior vertical line containing no vertex of π at all, giving an inactive line. If π had a line segment PQ of slope m with $1 < m < \infty$, then either P is strictly below $y = x$ making the vertical line through P inactive or Q is strictly above $y = x$ likewise giving an inactive line (or both).

Hence all line segments in π have slope 0, 1 or ∞ . But a missing interior lattice point in a segment whose slope is 0 or 1 in π would clearly give an inactive line. And a segment of slope ∞ and length ≥ 2 in π would contain an interior lattice point P either (i) on $y = x$, (ii) above $y = x$, or (iii) below $y = x$. In case (i), the vertical line through P is inactive. In case (ii), let L denote the ray from P heading Northeast. If L contains a vertex of the path, the first such determines an inactive line. Otherwise, π must cross L on a segment PQ of slope < 1 ; all lines strictly between P and Q are inactive and there is at least one such. Similarly, case (iii) gives an inactive line. Hence all line segments in π have slope 0, 1 or ∞ and minimum possible length; in other words, π is Delannoy. \square

The *active set* for $\pi \in \mathcal{G}_n$ is $\{k \in [n - 1] \mid x = k \text{ is active for } \pi\}$. Thus for $\pi \in \mathcal{G}_n$, Proposition 1 asserts that its active set is $[n - 1]$ iff π is Delannoy. Our main result is

Theorem 1. *The parameter “active set” on \mathcal{G}_n is uniformly distributed over all subsets of $[n - 1]$.*

We will first prove a similar result for subdiagonal paths. Let \mathcal{SG}_n and \mathcal{SD}_n denote the set of subdiagonal paths in \mathcal{G}_n and \mathcal{D}_n respectively. Of course, as for \mathcal{G}_n , $\pi \in \mathcal{SG}_n$ is Delannoy if and only if all its interior vertical lines are active.

Theorem 2. *The parameter “active set” restricted to \mathcal{SG}_n is also uniformly distributed over all subsets of $[n - 1]$.*

To establish Theorem 2 we will define a map f that takes a path in \mathcal{SG}_n together with an active line $x = k$ and produces a path in \mathcal{SG}_n in which $x = k$ is not active without disturbing the activity status of other lines: it “deactivates” k . The map merely deletes the active vertex for k and adjusts the location of some of its successors along the vertical line they lie on. Furthermore, the map is commutative: given k, ℓ active for $\pi \in \mathcal{SG}_n$, you get the same result deactivating them in either order. The tricky part is verifying that f is reversible. Once this is done, we have a bijective correspondence between \mathcal{SG}_n and $\mathcal{P}([n-1]) \times \mathcal{SD}_n$ via “record the active set for $\pi \in \mathcal{SG}_n$ and then activate all of π ’s inactive lines”, and Theorem 2 follows.

It is convenient to use the following abbreviations. For lattice points X, Y , m_{XY} denotes the slope of the line XY (possibly ∞). It is also convenient to assume $m_{XX} = \infty$ ($m_{XX} = 1$ would work just as well, but not $m_{XX} < 1$). Also, L_X denotes the line through X of slope 1.

To define f , suppose given a subdiagonal path π in \mathcal{SG}_n and an active k . Locate the active vertex P on $x = k$, its predecessor vertex A and its successor vertex B on π . There are two cases.

Case $m_{AP} < 1$. Find the first vertex Q on π that is strictly above L_P . The existence of Q is guaranteed because $m_{AP} < 1$. Lower π ’s vertices B through (= up to and including) the predecessor of Q by h units vertically where $h =$ vertical distance from P down to B (possibly 0). Note that the predecessor of Q may be B . Finally, delete P .

Case $m_{AP} \geq 1$ (includes $m_{AP} = \infty$). Find the first vertex Q on π that terminates a nonempty balanced subdiagonal subpath starting at P . Note that Q may be B . Lower π ’s vertices B through the predecessor of Q on π by h units vertically where now $h =$ vertical distance from P down to L_A (not to A). Again h may = 0 but, unlike Case 1, even if $h > 0$ the set of vertices to be lowered may be vacuous—this occurs if $Q = B$ —and then no vertices actually get lowered. Finally, delete P .

Figure 1 gives an example of Case $m_{AP} < 1$, Figure 2 gives an example of Case $m_{AP} \geq 1$, and Figure 3 gives the action of f on all 6 paths in \mathcal{SG}_2 for which $x = 1$ is active, that is, on \mathcal{SD}_2 . The active line is in red and becomes a blue inactive line in the image path. The unaltered vertex A is evident in the image path and the vertex B is readily recovered as the first vertex strictly to the right of the now inactive line. Also marked is the projection B' of B on the inactive line; B' is key to reversing f .

To reverse f , we must first distinguish cases in the image path. In fact, we find

$m_{AB'} < 1$ in Case $m_{AP} < 1$, and $m_{AB'} \geq 1$ (includes $A = B'$) in Case $m_{AP} \geq 1$. Then proceed as follows.

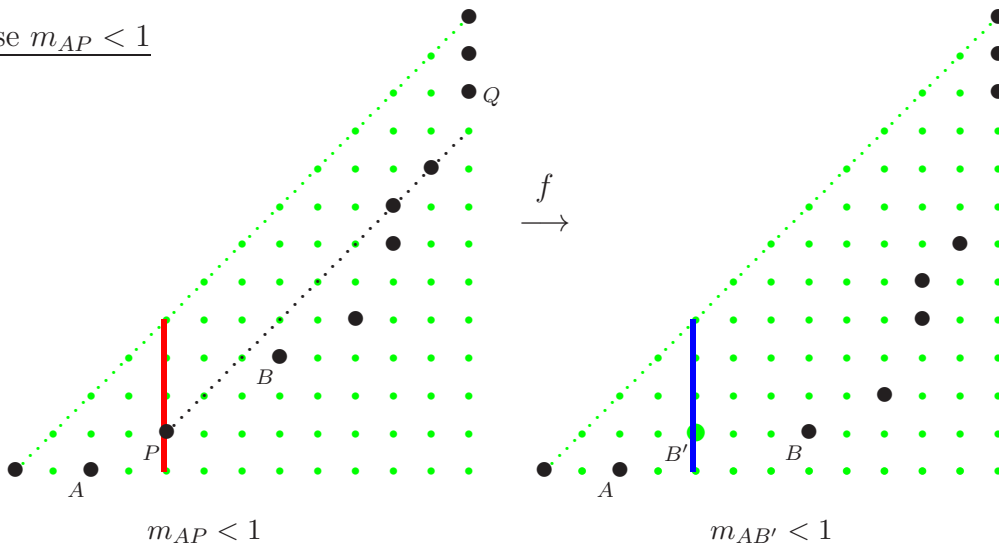
For Case $m_{AB'} < 1$:

- Retrieve Q as the first vertex after A on the image strictly above the line $L_{B'}$.
- Retrieve h as the vertical distance from $L_{B'}$ down to Q 's predecessor. Raise vertices B through Q by h units.
- Retrieve P as B' .

For Case $m_{AB'} \geq 1$:

- Retrieve Q as the first vertex strictly after A that lies weakly above L_A .
- Retrieve h as the vertical distance from Q down to L_A . Raise vertices B through the predecessor of Q by h units.
- Retrieve P at height h above L_A on the inactive line.

Case $m_{AP} < 1$

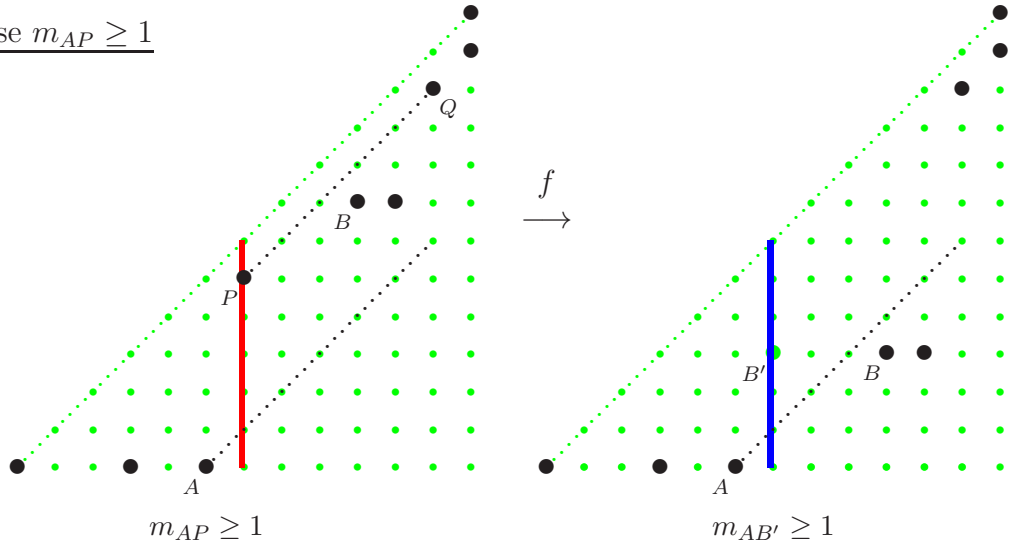


vertices of path in \mathcal{SG}_n , active line in red, active vertex P , predecessor A , successor B , Q first vertex after P strictly above L_P , predecessor of Q is on L_P because P is active, h is vertical distance from B down to B (here 2)

vertices of image path, “deactivated” line in blue, B' projection of B on blue line, Q can be retrieved as first vertex strictly above $L_{B'}$, then h can be retrieved as vertical distance from $L_{B'}$ down to Q 's predecessor and, lastly, P is B'

Figure 1

Case $m_{AP} \geq 1$



vertices of path in \mathcal{SG}_n , active line in red, active vertex P , predecessor A , successor B , Q first vertex on L_P , h is vertical distance from P down to L_A

vertices of image path, “deactivated” line in blue, B' projection of B on blue line, Q can be retrieved as first vertex weakly above L_A , h can be retrieved as vertical distance from Q down to L_A , and P is h units above L_A

Figure 2

action of f on \mathcal{SD}_2

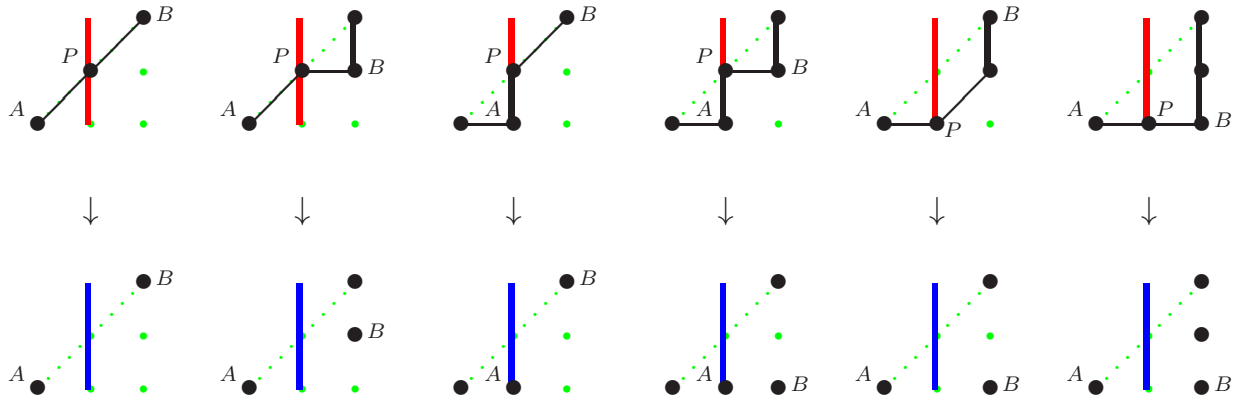


Figure 3

Having defined the bijection $f : \{(\pi, k) : \pi \in \mathcal{SG}_n, x = k \text{ active for } \pi\} \longrightarrow \{(\pi, k) : \pi \in \mathcal{SG}_n, x = k \text{ inactive for } \pi\}$ to establish Theorem 2, we need only extend f from its definition on \mathcal{SG}_n to \tilde{f} defined on \mathcal{G}_n : Theorem 1 then follows in the same way as did Theorem 2.

To do so, given $\pi \in \mathcal{G}_n$ and an active k , find the active vertex P on $x = k$, its predecessor vertex A and successor vertex B . We divide the possibilities into five cases.

Case 1 A, P, B all lie weakly below $y = x$. If $m_{AP} < 1$, \tilde{f} coincides with f . If $m_{AP} \geq 1$, modify Q in the definition of f : take Q as the first vertex strictly after P that lies weakly above L_P rather than “that terminates a nonempty balanced subdiagonal subpath starting at P ”. Then \tilde{f} is defined as f was. This modification is necessary because if P lies on $y = x$, there need not be any balanced subdiagonal path PQ . To recapture the original path, h is now recaptured as the minimum of the vertical distance from Q down to L_A and the vertical distance from $y = x$ down to L_A .

Case 2 A, P, B all lie weakly above $y = x$. Rotate everything 180° so that Case 1 applies, apply \tilde{f} , and rotate back.

Case 3 A strictly above $y = x$, P strictly below $y = x$. Here $m_{AP} < 1$ and \tilde{f} coincides with f . Note that B is also strictly below $y = x$ or else P would not be active.

Case 4 P strictly above $y = x$, B strictly below $y = x$. Here A , like P , is strictly above $y = x$ for the same reason as in Case 3. Rotate 180° , apply f , and rotate back.

Case 5 P on $y = x$, A, B on strictly opposite sides of $y = x$. Here \tilde{f} is simply “delete P ”.

These five cases are exhaustive and mutually exclusive save for one slight overlap: if A, P, B all lie on $y = x$, then Cases 1 and 2 both apply, but both give the same result, namely, delete P .

It is evident from the reversibility of f that, if we know which case an image path arose from, we can recapture the original path. So we need to find distinguishing features in the image paths in the five cases, and to verify that every pair (π, k) with $\pi \in \mathcal{G}_n$ and k inactive for π falls in one of the image cases.

First, we can recover A, B in all cases as the last vertex preceding the lattice point (k, k) and the first vertex following (k, k) respectively, where lattice points are ordered primarily by x -coordinate and secondarily by y -coordinate. The following Table now gives distinguishing features in the five cases.

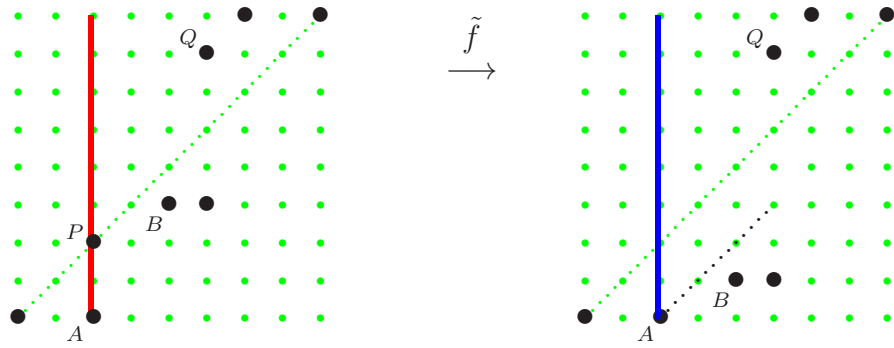
Case	domain path π , $x = k$ active	image path $\tilde{f}(\pi)$, $x = k$ inactive
1	A, P, B all weakly below $y = x$	A, B weakly below $y = x$
2	A, P, B all weakly above $y = x$	A, B weakly above $y = x$
3	A strictly above $y = x$ and P, B strictly below $y = x$	A strictly above $y = x$ and B strictly below $y = k$
4	A, P strictly above $y = x$ and B strictly below $y = x$	A strictly above $y = k$ and B strictly below $y = x$
5	P on $y = x$ and A, B on strictly opposite sides of $y = x$	A, B on strictly opposite sides of $y = x$ and A, B on weakly opposite sides of $y = k$

How to determine the case $\tilde{f}(\pi)$ came from

The image path cases are mutually exclusive save for the overlap in cases 1 and 2 when A and B both lie on $y = x$. Let us confirm they are exhaustive. If A and B lie weakly on the same side of $y = x$, then case 1 or 2 applies. Otherwise, A and B lie on strictly opposite sides of $y = x$. Now, if A is strictly below $y = x$, part of case 5 applies (with A strictly below $y = x$, B strictly above $y = x$; this forces A, B to lie weakly—in fact, strictly—on opposite sides of $y = k$).

This leaves the case A strictly above $y = x$ (for if A were on $y = x$, then A and B would lie weakly on the same side of $y = x$) and B strictly below $y = x$. If A, B both lie strictly below $y = k$, Case 3 applies. If A, B both lie strictly above $y = k$, Case 4 applies. The remaining case— A, B weakly on opposite sides of $y = k$ —is the other part of Case 5.

Figure 4 gives an example of \tilde{f} (Case 1).



$m_{AP} \geq 1$ and so h is
vertical distance from P
down to L_A (here 2)

Q can be retrieved as before,
 h can be retrieved as minimum
of vertical distance from Q down to
 L_A (here 4) and vertical distance
from $y = x$ down to L_A (here 2)

Figure 4

This completes the proof of Theorem 1.

References

- [1] Richard P. Stanley, *Enumerative Combinatorics* Vol. 2, Cambridge University Press, 1999.
- [2] Robert Sulanke, Counting lattice paths by Narayana polynomials, *Electronic Journal of Combinatorics*, Vol. 7(1), R40, 2000.