

A finitely presented group with unbounded dead-end depth

Sean Cleary* and Tim R. Riley†

June 22, 2004

Revised August 25, 2004 and April 5, 2007

Abstract

The *dead-end depth* of an element g of a group G , with respect to a generating set \mathcal{A} , is the distance from g to the complement of the radius $d_{\mathcal{A}}(1, g)$ closed ball, in the word metric $d_{\mathcal{A}}$ defined with respect to \mathcal{A} . We exhibit a finitely presented group G with a finite generating set with respect to which there is no upper bound on the dead-end depth of elements.

2000 Mathematics Subject Classification: 20F65

Key words and phrases: dead-end depth, lamplighter

The authors regret that the published version of this article (Proc. Amer. Math. Soc., 134(2), pages 343-349, 2006) contains a significant error concerning the model for G described in Section 2. We are grateful to Jörg Lehnert for pointing out our mistake. In this corrected version, that model has been overhauled, and that has necessitated a number of changes in the subsequent arguments.

1 Introduction

We explore the behavior of geodesic rays and the geometry of balls in Cayley graphs of finitely generated groups. An element g in a group G is defined by Bogopol'skiĭ [3]

*Support from PSC-CUNY grant #65752 is gratefully acknowledged.

†Support from NSF grant 0404767 is gratefully acknowledged.

to be a *dead end* with respect to a generating set \mathcal{A} (which will always be finite in this article) if it is not adjacent to an element further from the identity; that is, if a geodesic ray in the Cayley graph of (G, \mathcal{A}) from the identity to g cannot be extended beyond g . Dead-end elements occur in a variety of settings. Bogopol'skiĭ showed that $\mathrm{SL}_2(\mathbb{Z})$, presented by $\langle x, y \mid x^4, y^6, x^{-2}y^3 \rangle$, has dead ends with respect to $\{x, y\}$ and that $\langle x, y \mid x^3, y^3, (xy)^k \rangle$, with $k \geq 3$ has dead ends with respect to $\{x, y\}$ but not $\{x, y, xy\}$. Fordham [8] found dead ends in Thompson's group F , presented by $\langle x_0, x_1 \mid [x_0x_1^{-1}, x_0^{-1}x_1x_0], [x_0x_1^{-1}, x_0^{-2}x_1x_0^2] \rangle$, with respect to the standard finite generating set $\{x_0, x_1\}$. In Lemma 4.19 of [4] Champetier shows that presentations $\langle \mathcal{A} \mid \mathcal{R} \rangle$ satisfying the $C'(1/6)$ small cancellation condition have no dead ends with respect to \mathcal{A} . In general, generating sets can be contrived with respect to which there are dead ends; for example, \mathbb{Z} has dead ends with respect to the generating set $\{a^2, a^3\}$. Many of these examples are discussed in IV.A.13,14 of de la Harpe [7], where there is also an exercise due to Valette concerning further examples.

Dead ends differ in their severity in the following sense. We define the *depth*, with respect to a finite generating set \mathcal{A} , of an element g in an infinite group G to be the distance in the word metric $d_{\mathcal{A}}$ between g and the complement in G of the closed ball B_g of radius $d_{\mathcal{A}}(1, g)$ centered at 1. So $g \in G$ is a dead end when its depth is at least 2. Cleary and Taback [6] showed that, with respect to $\{x_0, x_1\}$, the dead-end elements in Thompson's group F are all of depth 3.

Cleary and Taback [5] exhibited wreath products, such as the lamplighter group $\mathbb{Z}_2 \wr \mathbb{Z}$, with unbounded dead-end length with respect to certain standard generating sets. Independently, Erschler observed that $\mathbb{Z}_2 \wr \mathbb{Z}$ provides an example resolving a closely related question of Bowditch (Question 8.4 in Bestvina's problem list [2]): let Γ be the Cayley graph of an infinite finitely generated group; does there exist $K > 0$ such that for all $R > 0$ and all vertices $v \in \Gamma - B(R)$ there is an infinite ray from v to ∞ which does not enter $B(R - K)$?

However, these wreath product examples are not finitely presentable. So a natural question, asked by Bogopol'skiĭ [3], is whether, given a finitely presentable group and a finite generating set \mathcal{A} , there is an upper bound on dead-end depth with respect to \mathcal{A} . Bogopol'skiĭ [3] showed that there is always such a bound in the case of hyperbolic groups. We answer this question in the negative with the main result of this paper:

Theorem 1. *There is a finitely presentable group G that has a finite generating set \mathcal{A} with respect to which G has unbounded dead-end depth. We take G to be the*

group presented by

$$\mathcal{P} := \langle a, s, t \mid a^2 = 1, [a, a^t] = 1, [s, t] = 1, a^s = aa^t \rangle$$

and \mathcal{A} to be the generating set

$$\{a, s, t, at, ta, ata, as, sa, asa\}.$$

We denote the commutator $a^{-1}b^{-1}ab$ by $[a, b]$ and the conjugate $b^{-1}ab$ by a^b .

The lamplighter group $\mathbb{Z}_2 \wr \mathbb{Z}$, which has presentation

$$\langle a, t \mid a^2, [a, a^{t^i}], \forall i \in \mathbb{Z} \rangle,$$

is a subgroup of G . Removing the defining relation a^2 from \mathcal{P} gives Baumslag's remarkable example [1] of a finitely presented metabelian group containing $\mathbb{Z} \wr \mathbb{Z}$ and thus a free abelian subgroup of infinite rank.

The reference to a specific finite generating set in the theorem is important as the following issues are unresolved.¹ Is the property of having unbounded dead-end depth an invariant of finitely generated groups? That is, does it depend on the choice of finite generating set? Moreover, is this property a quasi-isometry invariant? Indeed, does the group G defined above have unbounded dead-end depth with respect to all finite generating sets?

Acknowledgment. We began discussing the ideas in this paper at the 2004 Cornell Topology Festival. We are grateful to the organizers for their hospitality. We would also like to thank Oleg Bogopol'skiĭ for an account of the history of dead-end depth and the anonymous referee for a careful reading.

2 The lamplighter grid model for G

The group $\mathbb{Z}_2 \wr \mathbb{Z}$ was named the *lamplighter* group by Cannon (see Parry [9]) on account of the following faithful, transitive action on $\mathcal{P}_{fin}(\mathbb{Z}) \times \mathbb{Z}$. Here, $\mathcal{P}_{fin}(\mathbb{Z})$ denotes the set of finite subsets of \mathbb{Z} ; that is, finite configurations illuminated

¹*Remark added August 2004.* It has since been shown [10] that $\langle a, t, u \mid a^2 = 1, [t, u] = 1, a^t = a^u; \forall i \in \mathbb{Z}, [a, a^{t^i}] \rangle$ has unbounded depth dead ends with respect to one finite generating set, but only a single dead end with respect to another.

among a string of lamps indexed by \mathbb{Z} . The second factor denotes the location of a *lamplighter* (or a cursor) in the string of lamps. The action of the generator t of $\langle a, t \mid a^2, [a, a^{t^i}], \forall i \in \mathbb{Z} \rangle$ is to increment the location of the lamplighter by one, and the action of a is to toggle the lamp at the current location of the lamplighter between on and off.

We will develop a lamplighter model for G and describe a faithful, transitive left action of G on $\mathcal{P}_{fin}(\mathbb{L}) \times \mathbb{Z}^2$, where $\mathcal{P}_{fin}(\mathbb{L})$ denoted the set of finite subsets of a countable set \mathbb{L} that we define below. This will be useful for gaining insights into the metric properties of G .

In our model, a lamplighter moves among the lattice points of the infinite rhombic grid illustrated in Figure 1. We will refer to the union of the t -axis and the portion of the s -axis that is below the t -axis as the *lampstand*. Let \mathbb{L} be the set of lattice points on the lampstand; these are the locations of the lamps in our model. An element of $\mathcal{P}_{fin}(\mathbb{L})$ denotes a finite configuration of illuminated lamps.

The actions of s and t are to move the lamplighter one unit in the s - and t -directions, respectively, in the rhombic grid. The rhombic grid is subdivided into a triangular grid by inserting a negatively sloped diagonal into each rhombus (the dashed lines in Figure 1). At every lattice point there is a *button*; the action of a is to *press* the button at the location of the lamplighter, and this has the following effect. If the button is on the lampstand, then it toggles the lamp at its location. If the button is off the lampstand, a *signal is set off* that propagates and bifurcates in the triangular grid towards the lampstand and toggles finitely many lamps as follows.

When the button is at a lattice point above the t -axis, the signal propagates downwards in the triangular grid along the sloped grid lines. At each vertex en route it splits into two signals, one advancing along the positively sloped diagonal below and one along the negatively sloped diagonal below. The signals stop when they hit the t -axis, and each lamp on the t -axis switches between on and off once for every signal it receives. The manner in which these signals split as they propagate towards the lampstand leads to a connection with Pascal's triangle modulo 2. When the lamplighter is above the t -axis, we can understand the action of a as follows. Suppose the current location of the lamplighter has s, t -coordinates (p, q) . Then for $r \in \{0, 1, \dots, p\}$, the lamp at position t^{q+r} is toggled between on and off when there is a 1 in the r -th entry of row p of Pascal's triangle mod 2. See the top row of diagrams in Figure 1 for an example.

When the button is at a lattice point below the t -axis and to the left of the s -axis, the signals propagate similarly through the triangular grid towards the lampstand, but move in the horizontal direction and in the s -direction. The signals stop when they hit the lampstand. There is again a connection with Pascal's triangle modulo 2 but this time it is rotated by $2\pi/3$. The pattern is interrupted at the s - and t -axes because signals stop when they hit the lampstand. The middle row of diagrams in Figure 1 shows an example.

When the button is at a lattice point below the t -axis and to the right of the s -axis, the signals propagate in the horizontal direction and in the negatively sloped diagonal direction towards the lampstand, where they again stop. Pascal's triangle modulo 2 rotated by $4\pi/3$ from its standard orientation (and interrupted on the t -axis) can be used in describing the action, as illustrated in the bottom row of diagrams of Figure 1.

To verify that we have a well-defined action of G on $\mathcal{P}_{fin}(\mathbb{L}) \times \mathbb{Z}^2$, it suffices to check that a^2 , $[a, a^t]$, and $[s, t]$ all act trivially and that the actions of aa^t and a^s agree. This and the proof that the action is transitive are left to the reader.

To show that the action is faithful we suppose $g \in G$ satisfies $g(\emptyset, (0, 0)) = (\emptyset, (0, 0))$ and we will check that $g = 1$ in G . Let w be a word representing g . Consider the rhombic grid with the lights all off and the lamplighter at $(0, 0)$. Reading w from right to left determines a path for the lamplighter starting and finishing at $(0, 0)$, in the course of which buttons are pressed: each letter $s^{\pm 1}, t^{\pm 1}$ in w moves the lamplighter, and each $a^{\pm 1}$ presses a button at the lamplighter's location, toggling some of the lamps. Use the relations $a^2 = 1$ and $aa^t = a^s$ to change w to a word w' such that $w = w'$ in G , and there are no letters a^{-1} in w' and no subwords a^2 , and along the path determined by w' , the only buttons that are pressed are on the lampstand. Then, by applying the relation $[s, t] = 1$ to w' and removing inverse pairs, obtain a freely reduced word w'' such that $w' = w''$ in G and the path determined by w'' does not leave the lampstand. Then by inserting inverse pairs of letters, w'' can be changed to a word w''' whose path returns to the origin after each button-press — that is, w''' is a concatenation of words of the form a^{s^i} (with $i < 0$) and a^{t^j} (with $j \in \mathbb{Z}$). Moreover, as w''' leaves no lamps illuminated, each a^{s^i} and a^{t^j} occurs an even number of times. But, as we show below, all a^{s^i} and a^{t^j} represent commuting elements of G . We deduce that w''' , and therefore w , represents 1 in the group.

To see that $[a^{t^i}, a^{t^j}] = 1$ in G for all i, j , it suffices to show that $[a, a^{t^i}] = 1$ for

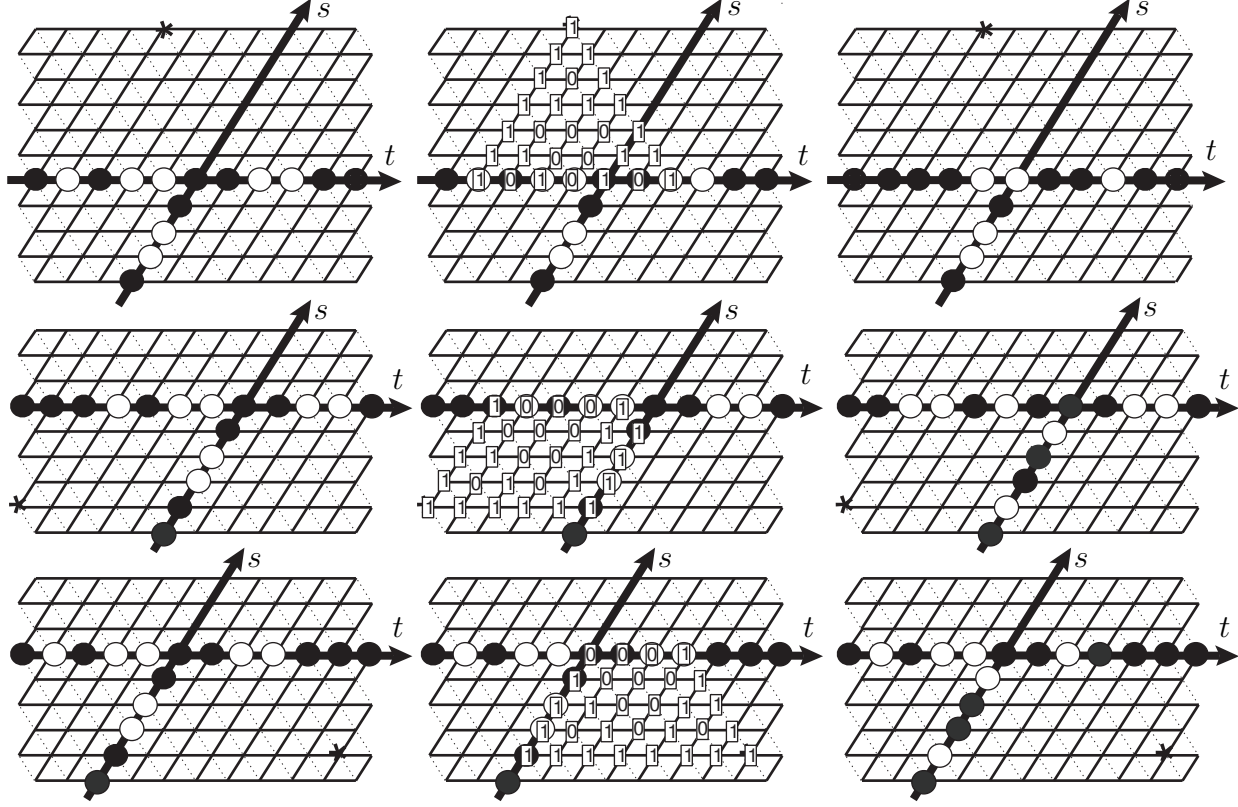


Figure 1: Examples of a acting. The first column of diagrams shows $hg(\emptyset, (0, 0))$, where $g = s^3as^{-1}as^{-2}t^4at^{-2}at^{-1}at^{-3}at^{-1}at^{-1}at^3$ and h is s^6t^{-4} , $s^{-4}t^{-4}$, and $s^{-4}t^7$, respectively. The third column show the corresponding $ahg(\emptyset, (0, 0))$. (Off and on lamps are represented by circles with black and white interiors, respectively.)

all $i \geq 0$. We will induct on i . Assume $[a, a^{t^i}] = 1$ for all $0 \leq i \leq k$. Then $[a, a^{t^k}]^s = 1$ and so $[aa^t, a^{t^k}a^{t^{k+1}}] = 1$ as $a^s = aa^t$. With the exception of $a, a^{t^{k+1}}$, the induction hypothesis tells us that any two of $a, a^t, a^{t^k}, a^{t^{k+1}}$ commute. So $[a, a^{t^{k+1}}] = [aa^t, a^{t^k}a^{t^{k+1}}] = 1$.

To see that $[a^{s^i}, a^{t^j}] = 1$ for all $i, 0$ and all $j \in \mathbb{Z}$, notice that $[a^{s^i}, a^{t^j}]^{s^{-i}} = [a, a^{t^j s^{-i}}] = [a, (a^{s^{-i}})^{t^j}]$ which is 1 in G because $(a^{s^{-i}})^{t^j}$ is in the subgroup S of G generated by $\{a^{t^k}\}_{k \in \mathbb{Z}}$. To see that $[a^{s^i}, a^{s^j}] = 1$ for all $i, j < 0$, it suffices to show that $[a, a^{s^l}] = 1$ for all $l > 0$ and that can be done similarly.

3 Proof of the theorem

Define maps $\mathcal{I} : G \rightarrow \mathcal{P}_{fin}(\mathbb{L})$ and $\mathcal{L} : G \rightarrow \mathbb{Z}^2$ by

$$(\mathcal{I}(g), \mathcal{L}(g)) = g(\emptyset, (0, 0)).$$

So \mathcal{I} gives the lamps illuminated and \mathcal{L} gives the location of the lamplighter after the action of g on the configuration in which no lamps are lit and the lamplighter is at the origin. (In fact, \mathcal{L} is, in effect, the retraction $G \twoheadrightarrow \mathbb{Z}^2 = \langle s, t \rangle$ that kills a .)

Define H_n to be the subset of \mathbb{Z}^2 of lattice points in (and on the boundary of) the hexagonal region of the grid with corners at $(\pm n, 0), (0, \pm n), (n, -n), (-n, n)$. (The shaded region in Figure 2 is H_4 .)

In the following proposition we determine the distance of various group elements from the identity in the word metric with respect to

$$\mathcal{A} = \{a, s, t, at, ta, ata, as, sa, asa\}.$$

The crucial feature of this generating set is that the button at a vertex the lamplighter is leaving or arriving at can be pressed with no additional cost to word length. Thus for $g \in G \setminus \{a\}$, the distance $d_{\mathcal{A}}(g, 1)$ is the length of the shortest path in the rhombic grid that starts at $(0, 0)$, finishes at $\mathcal{L}(g)$, and such that pressing some of the buttons at the vertices visited produces the configuration $\mathcal{I}(g)$ of illuminated bulbs.

Proposition 2. *If $g \in G$ is such that $\mathcal{I}(g) \subseteq H_n$ and $\mathcal{L}(g) \in H_n$, then $d_{\mathcal{A}}(1, g) \leq 6n$.*

Proof. Define $(p, q) := \mathcal{L}(g)$. So p and q are the s - and t -coordinates, respectively, of the position of the lamplighter. We will describe a path from $(0, 0)$ to (p, q) and specify buttons to push en route that will illuminate $\mathcal{I}(g)$.

We will first address the case where $p \geq 0$. Have the lamplighter begin by travelling a distance $2n$ first along the s -axis to $(-n, 0)$ and then back to $(0, 0)$, illuminating all bulbs in $\mathcal{I}(g)$ that are not on the t -axis as it goes.

How to proceed next depends on whether (p, q) is in the set T_n of lattice points in, and on the boundary of, the triangular region with corners $(0, 0), (0, -n), (n, -n)$.

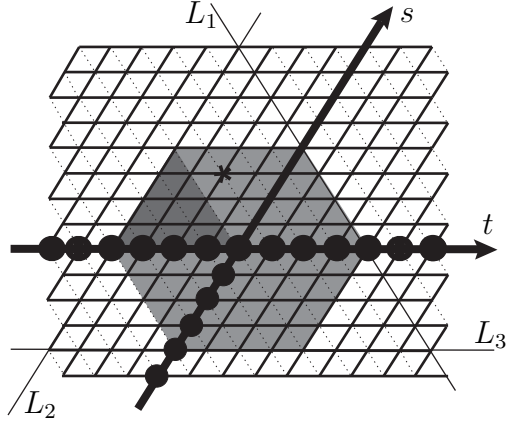


Figure 2: Regions and lines in the lamplighting grid.

(In Figure 2 the region shaded dark gray contains T_4 .) Assume $(p, q) \in T_n$. Have the lamplighter travel along the t -axis to $(0, n)$, then along the t -axis to $(0, -n)$, then along the t -axis to $(0, q)$, and then parallel to the s -axis to (p, q) . This involves traversing at most $4n$ edges. Following this path, the lamplighter visits all the lamps in $\mathcal{I}(g)$ that are on the t -axis and so can illuminate them. So $d_{\mathcal{A}}(1, g) \leq 6n$.

Next, we assume $\mathcal{L}(g) \in H_n \setminus T_n$. Then $\mathcal{L}(g)$ is in, or on the boundary of, the rhombic region above the axis (shaded medium gray in Figure 2). Have the lamplighter follow a path ϕ , first along the t -axis to $(0, -n)$, then back along the t -axis to $(0, -p)$, then parallel to the s -axis to $(p, -p)$, then parallel to the t -axis to $(p, n-p)$, and then parallel to the t -axis back to (p, q) . These five arcs have length n , $n-p$, p , n and $n-p-q$, respectively, totalling $4n-p-q$, which is less than $4n$ because $p > -q$.

We now show that pressing some combination of buttons on ϕ achieves the configuration of illuminated lamps on the t -axis required for $\mathcal{I}(g)$. The lamps in positions $-n, -n+1, \dots, -p-1$ can be illuminated as required when traversing the second arc of ϕ . The lamps in positions $-p, -p+1, \dots, n$ determine a sequence of $n+p+1$ zeros and ones which make up the base of a trapezoid of zeros and ones as analyzed in Lemma 3, below. Overlaying this trapezoid on the grid, we find that its left and top sides follow the third and fourth arcs of ϕ . Pressing the buttons at the locations of the *summits* (defined in Lemma 3) in the trapezoid illuminates the required lamps. This is because the trapezoid is constructed in such a way that each entry equals the total number of signals (see Section 2) mod 2 reaching

its location when the buttons at the summits are all pressed. In other words, the trapezoid is the overlay (mod 2) of a number of copies of Pascal's triangle, one for each summit; so, for example, the trapezoid in Figure 3 is the overlay of five triangles, with heights 1, 2, 4, 5 and 5.

We now turn to the case where $p < 0$ and $q \leq 0$. The lamplighter begins by travelling along the t -axis to $(0, n)$ and then back to $(0, 0)$, illuminating all the bulbs in $\mathcal{I}(g)$ that it traverses en route. Next it moves along the t -axis to $(0, -n)$ and then parallel to the s -axis to $(-n, -n)$. As in the argument above involving Lemma 3, between $(0, -n)$ and $(-n, -n)$ the lamplighter can press a combination of buttons which put the lights on the s -axis into the configuration of $\mathcal{I}(g)$. This will have some effect on the lights between $(-1, 0)$ and $(-n, 0)$. But, when travelling from $(0, 0)$ to $(0, -n)$, the lamplighter can toggle lights both to counteract this effect and to implement the required configuration for those lights. By this stage the lamplighter has travelled a distance of $4n$, is located at $(-n, -n)$, and $\mathcal{I}(g)$ has been achieved. All that remains is for the lamplighter to move to (p, q) , which is within a further distance of $2n$ as $p < 0$ and $q \leq 0$.

Finally we address the case where $p < 0$ and $q > 0$. First the lamplighter travels along the t -axis to $(0, -n)$ and then back to $(0, 0)$, illuminating all the bulbs as per $\mathcal{I}(g)$ en route. Then the lamplighter moves along the t -axis to and then parallel to the t -axis to $(-n, n)$. Between $(0, n)$ and $(-n, n)$ buttons are pressed to illuminate the lamps on the s -axis as per $\mathcal{I}(g)$, and between $(0, 0)$ and $(0, n)$ buttons are pressed to counteract the effect on the bulbs there and to achieve the configuration $\mathcal{I}(g)$. The lamplighter then moves to (p, q) which is within a distance $2n$ from $(-n, n)$. ■

Lemma 3. *Suppose S is a sequence of m zeros and ones. Suppose $r \in \{1, 2, \dots, m\}$. There is a trapezoid consisting of zeros and ones (entries) satisfying the following. The entries are arranged in r rows with the bottom row S and all the other rows containing one fewer entry than that below it (as in Figure 3). Every entry is the sum of the two entries immediately above it mod 2, with possible exception of some entries in the top row and at the left ends of the rows. We call these exceptional entries summits.*

Proof. We use induction on r . When $r = 1$ there is nothing to prove. For the induction step, we assume the lowest r rows have been constructed as per the hypotheses. We add the next row one entry at a time starting from the right-hand side. We select each entry so as to ensure that of the two entries immediately

below it, that to the right has the property that it is the sum of the two entries immediately above it mod 2. This ensures that only entries in the left side the trapezoid and in the $(r + 1)$ -st row can fail to equal the sum of the two entries immediately above them, mod 2. ■

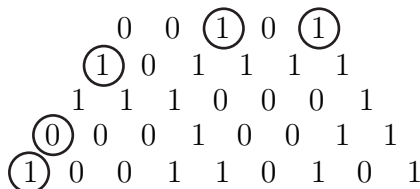


Figure 3: A trapezoid of ones and zeros in which every entry other than those circled (called *summits*) is the sum of the two entries above it mod 2.

Proposition 4. *If $g \in G$ satisfies $\mathcal{L}(g) = (0, 0)$ and $\mathcal{I}(g) = \{(0, n), (0, -n), (-n, 0)\}$, then $d_{\mathcal{A}}(1, g) \geq 6n$.*

Proof. In order to light the lamps at $(0, n)$, $(0, -n)$ and $(-n, 0)$, the lamplighter must visit (or cross) the straight lines L_1 through $(0, n)$ and $(n, 0)$, L_2 through $(0, -n)$ and $(n, -n)$, and L_3 through $(-n, 0)$ and $(-n, n)$, and then return to the origin. (See Figure 2.) We suppose the lamplighter follows a minimal length path that visits the three lines and returns to the origin. We will show that this path has length at least $6n$.

Drawing L_1, L_2, L_3 in standard \mathbb{R}^2 with the ℓ_1 -metric, a symmetry becomes apparent on account of which we may as well assume that the lamplighter first visits L_2 . But then because we are using the ℓ_1 -metric, the path can be altered without increasing its length so that it first travels from the origin to L_2 along the t -axis. If the path visits L_3 before L_1 , then it can be altered without increasing its length so that it does so by travelling a distance n in the (negative) s -direction — one then easily checks that visiting L_1 and then returning to the origin costs at least $4n$ in additional length. Suppose, on the other hand, the lamplighter proceeds next to L_1 after L_2 . Then the final portion of the lamplighters journey will be between L_3 and the origin and the path can be altered, with no change in length, so that it follows the s -axis from $(-n, 0)$ to $(0, 0)$. One checks that a shortest path from $(0, -n)$ to $(-n, 0)$ via L_1 has length at least $4n$.

So in each case the length of the path is at least $6n$ and so $d_{\mathcal{A}}(1, g) \geq 6n$, as claimed. ■

Proof of Theorem 1. Define

$$g_n := s^n a s^{-n} t^n a t^{-2n} a t^n = s^{n-1} (sa) s^{-n} t^{n-1} (ta) t^{-2n} (at) t^{n-1}.$$

Then $d_{\mathcal{A}}(1, g_n) \leq 6n$ and so $d_{\mathcal{A}}(1, g_n) = 6n$ by Proposition 4 because $g_n(\emptyset, (0, 0)) = (\{(-n, 0), (0, n), (0, -n)\}, (0, 0))$. By Proposition 2, if w is a word representing an element g with $d_{\mathcal{A}}(1, g) > 6n$, then the lamplighter's path determined by w (reading right to left and with the lamplighter initially at the origin) must leave H_n . But $\mathcal{L}(g_n) = (0, 0)$ and H_n contains the closed ball of radius n about $(0, 0)$ in the rhombic grid. So if v_n is a word representing g_n and $u_n v_n$ a word representing an element h_n with $d_{\mathcal{A}}(1, h_n) > 6n$, then the length of u_n is more than n . So, with respect to $d_{\mathcal{A}}$, the distance from g_n to the complement of the radius $d_{\mathcal{A}}(1, g_n)$ ball is more than n . Thus, with respect to \mathcal{A} , the dead-end depth of g_n is at least n and G has unbounded dead-end depth. ■

References

- [1] G. Baumslag. A finitely presented metabelian group with a free abelian derived group of infinite rank. *Proc. Amer. Math. Soc.*, 35:61–62, 1972.
- [2] M. Bestvina. Questions in geometric group theory. <http://www.math.utah.edu/~bestvina/>.
- [3] O. V. Bogopol'skiĭ. Infinite commensurable hyperbolic groups are bi-Lipschitz equivalent. *Algebra and Logic*, 36(3):155–163, 1997.
- [4] C. Champetier. Propriétés statistiques des groupes de présentation finie. *Adv. in Math.*, 116:197–262, 1995.
- [5] S. Cleary and J. Taback. Dead end words in lamplighter groups and other wreath products. *Quart. J. Math. Oxford*, 56(2):165–178, 2005.
- [6] S. Cleary and J. Taback. Combinatorial properties of Thompson's group F . *Trans. Amer. Math. Soc.*, 356(7):2825–2849 (electronic), 2004.
- [7] P. de la Harpe. *Topics in geometric group theory*. Chicago Lectures in Mathematics. University of Chicago Press, 2000.
- [8] S. B. Fordham. *Minimal length elements in Thompson's group F* . PhD thesis, Brigham Young University, 1995.

- [9] W. Parry. Growth series of some wreath products. *Trans. Amer. Math. Soc.*, 331(2):751–759, 1992.
- [10] T. R. Riley and A. Warshall. The unbounded dead-end depth property is not a group invariant. *Int. J. Alg. Comp.*, 16(5): 969-984, 2006.

SEAN CLEARY

Department of Mathematics, The City College of New York, City University of New York, New York, NY 10031, USA

cleary@sci.ccny.cuny.edu, <http://www.sci.ccny.cuny.edu/~cleary/>

TIM R. RILEY

Department of Mathematics, 310 Malott Hall, Cornell University, Ithaca, NY 14853-4201, USA

tim.riley@math.cornell.edu, <http://www.math.cornell.edu/~riley/>