

Inference Under Convex Cone Alternatives for Correlated Data

RAMANI S. PILLA

Department of Statistics, Case Western Reserve University, Cleveland, OH 44106

E-mail: pilla@case.edu

November 2004 (Revised June 2005)

This paper develops inferential theory for hypothesis testing under general convex cone alternatives for correlated data. Often, interest lies in detecting order among treatment effects, while simultaneously modeling relationships with regression parameters. Incorporating shape or order restrictions in the modeling framework improves the efficiency of statistical methods. While there exists extensive theory for hypothesis testing under smooth cone alternatives with independent observations, extension to correlated data under general convex cone alternatives remains an open problem. This problem is addressed by establishing that a *generalized quasi-score* statistic is asymptotically equivalent to the squared length of the projection of the standard Gaussian vector onto the convex cone. It is shown that the asymptotic null distribution of this test statistic is a weighted chi-squared distribution, where the weights are *mixed volumes* of the convex cone and its polar cone. Explicit expressions for these weights are derived via the Hotelling-Weyl-Naiman volume-of-tube formula around a convex manifold in the unit sphere. Furthermore, an asymptotic lower bound for the power of the generalized quasi-score test under a sequence of local alternatives in the convex cone is established. Applications to testing for order restricted alternatives in correlated data and testing for a monotone regression function are discussed.

Keywords: Convex analysis; Gauss-Bonnet theorem; Generalized quasi-score test; Likelihood ratio test; Local alternatives; Mixed volumes; Monotone regression; Order restricted hypothesis; Volume-of-tube formula; Weighted chi-squared.

1 Introduction

Correlated or longitudinal data arise in many areas of science when a response is measured at repeated instances on a set of subjects. The response may be count, binary, categorical or continuous. It is assumed that the measurements on different subjects are independent, while those on individual subjects have an unknown correlation structure ([Diggle et al., 1994](#)).

In this research, inferential theory is developed for hypothesis testing under general convex cone alternatives for correlated data using the formula for volume of the tube (tubular neighborhoods) around a manifold (curve, surface, etc.) on the surface of the unit sphere in an r -dimensional Euclidean space \mathfrak{R}^r (Hotelling, 1939; Weyl, 1939; Knowles and Siegmund, 1989; Naiman, 1990; Lin and Lindsay, 1997; Takemura and Kuriki, 2002; Pilla and Loader, 2003; Adler and Taylor, 2004). Testing for order restricted parameters in correlated data and testing for a monotone regression become special cases of this general problem. Often, interest lies in detecting the order among treatment effects, while simultaneously modeling relationships with regression parameters. Incorporating such inequality, shape or order restrictions into the modeling framework improves the efficiency of statistical methods by reducing the error, expected error of estimates, or by increasing the power of testing methods (Robertson et al., 1988), provided that the hypothesized order restriction actually holds. Such restrictions on parameter space make the statistical inference procedures more complicated. There exists extensive theory for hypothesis testing under ordered alternatives with independent observations (Barlow et al., 1972; Robertson et al., 1988; Silvapulla and Sen, 2004), including smooth cone alternatives (Takemura and Kuriki, 1997). However, extension of the theory to correlated data remains an open problem.

1.1 Formulation of the Hypothesis Testing Problem for Correlated Data

Let Y_{ij} be the response measured at the j th ($j = 1, \dots, n_i$) time point on the i th ($i = 1, \dots, N$) subject. Let $\mathbf{Y}_i = (Y_{i1}, \dots, Y_{in_i})^T$ be an n_i -dimensional vector of response variables. The mean of Y_{ij} is related to the r -dimensional vector of covariates \mathbf{X}_{ij} corresponding to the r -dimensional parameter vector $\boldsymbol{\gamma}$ via a generalized linear model

$$\mathbb{E}(Y_{ij}) := h(\mathbf{X}_{ij}^T \boldsymbol{\gamma}) = h_{ij}, \quad (1.1)$$

where $h(\cdot)$ is the inverse of a link function. We assume that the true distribution is unique and all expectations are taken with respect to the true probability measure P .

The goal is to test the general hypothesis

$$\mathcal{H}_0: \boldsymbol{\gamma} \in \mathcal{V} \quad \text{versus} \quad \mathcal{H}_1: \boldsymbol{\gamma} \in \mathcal{V} \oplus \mathcal{C}, \quad (1.2)$$

where \mathcal{V} is an arbitrary finite dimensional vector space of \mathfrak{R}^r , $r := \dim(\mathcal{V} \oplus \mathcal{C})$, \mathcal{C} is a closed convex cone with a non-empty interior in \mathfrak{R}^r and \oplus denotes the *direct* or *Kronecker sum*. Without loss of generality, it is assumed that $\mathcal{C} \subset \mathcal{V}^\perp$, the orthogonal complement

of \mathcal{V} . Under \mathcal{H}_1 , $\dim(\gamma) = r$; whereas under \mathcal{H}_0 , $\dim(\mathcal{V}) < r$ due to certain constraints imposed on the parameters in \mathcal{V} .

The hypothesis testing problem (1.2) is also applicable to the analysis of clustered multi-categorical data. In this framework $\mathbf{Y}_{it} = (Y_{i1t}, \dots, Y_{iKt})^T$ denote the K -categorical response on the i th observation in the cluster t , where $Y_{ijt} = 1$ if category j ($j = 1, \dots, K$) is observed and 0 otherwise.

Seminal work of [Takemura and Kuriki \(1997\)](#) has established a solution for the problem of testing a simple null hypothesis regarding the multivariate Gaussian mean vector $\boldsymbol{\lambda}$ against an arbitrary convex cone alternative for independent observations. In particular, they derived the asymptotic null distribution of the likelihood ratio test statistic (LRT) for testing

$$\mathcal{H}_0^1: \boldsymbol{\lambda} = \mathbf{0} \quad \textit{versus} \quad \mathcal{H}_1^1: \boldsymbol{\lambda} \in \mathcal{K}, \quad (1.3)$$

where \mathcal{K} is a closed convex cone of dimension d with a nonempty interior in \mathfrak{R}^r ($r \geq d$), using the techniques of convex analysis. [Lindsay \(1995\)](#), [Lin and Lindsay \(1997\)](#) and [Lin \(1997\)](#) employed projections onto convex cones and polar cones in deriving the limiting distribution of a LRT for testing the number of components in discrete mixture models. Projections onto convex cones, play an important role in statistical inference under constraints or ordered alternatives.

1.2 Main Results

In this article, we derive the asymptotic null distribution of a score-based statistic for the hypothesis testing problem (1.2) with correlated data. The goals of this research include the following:

1. Derive a “generalized quasi-score” (GQS) statistic for testing the hypothesis (1.2) for correlated data. The main idea lies in reducing the problem to a canonical one as in (1.3) for independent data via an appropriate transformation (Section 3).
2. In Theorem 3 (Section 4), we deduce the quadratic approximation for the inference function.
3. Characterize the asymptotic null distribution of the GQS statistic under some general conditions. We derive that the asymptotic null distribution of S_N for the model hypothesis, to appropriate statistical order, is equivalent to finding the limiting distribution of the squared length of projection of the standard Gaussian vector \mathbf{Z} onto the convex cone \mathcal{K} (Theorem 4, Section 4).

4. Establish that the asymptotic null distribution of the GQS statistic is a weighted chi-squared distribution, where the weights are *mixed volumes* of \mathcal{K} (Takemura and Kuriki, 1997) and its polar cone (Theorem 5, Section 4).
5. Express the asymptotic null distribution of the GQS statistic in terms of certain geometric constants of the volume-of-tube formula (Hotelling, 1939; Weyl, 1939; Knowles and Siegmund, 1989; Naiman, 1990; Lin and Lindsay, 1997; Takemura and Kuriki, 2002; Pilla and Loader, 2003) around a “convex manifold” (curve, surface, etc.) on the surface of the unit sphere (Theorems 6 and 7, Section 5). The asymptotic upper tail probability depends on the geometry of the manifold. For the problems considered in this article, the manifold has an elegant vector representation. An interesting consequence is that one can derive explicit expressions for the geometric constants, including boundary corrections.
6. Establish an asymptotic lower bound for the power of the GQS test under a sequence of local alternatives in \mathcal{K} (Theorem 8, Section 6). This lower bound demonstrates that the statistic under a restricted alternative is more powerful than the corresponding one under an unrestricted alternative. To the best of the author’s knowledge, no such lower bound has been derived in the literature even for independent data.
7. As application of the general theory developed in this article, we characterize the asymptotics of the GQS statistic in testing for order restricted or constrained alternatives with correlated data.

For correlated data, contrary to the asymptotic result for the unrestricted local alternatives, derived by Pilla and Loader (2005), the asymptotic distribution under restricted local alternatives in \mathcal{K} does not have a simple weighted non-central chi-squared distribution with a specified non-centrality parameter.

As eloquently stated by Takemura and Kuriki (1997), deriving computable expressions for the weights in the asymptotic null distribution of the test statistic is a tedious and difficult process even for independent data. Only for special cases, weights are known explicitly or can be determined numerically. It is important to note that the method for calculating the weights, proposed in this article, is different from the approach presented by Takemura and Kuriki (1997). The novelty here lies in employing elegant results based on the volume-of-tube formula (Hotelling, 1939; Weyl, 1939; Adler, 1981; Knowles and Siegmund, 1989; Naiman, 1990; Lin and Lindsay, 1997; Pilla and Loader, 2003; Adler and Taylor, 2004) for Gaussian random fields (Siegmund and Worsley, 1995;

Worsley, 1995a,b, 1996) directly and expressing the weights explicitly in terms of certain intrinsic geometric properties of the curvature of the convex manifold.

The rest of the article is organized as follows. Section 2 derives the large-sample properties of the quadratic inference functions, extensions of the generalized method of moments (Hansen, 1982), which are required for our general testing problem for correlated data. The GQS statistic is introduced in Section 3 and two main theorems are derived in establishing its asymptotic null distribution in Section 4. In Section 5, (1) an explicit parametric representation is derived for the manifold, (2) connection between the squared length of the projection of \mathbf{Z} onto \mathcal{K} and the volume-of-tube formula is established and (3) the weights of the asymptotic null distribution of the GQS statistic are shown to be equal to certain geometric constants of the manifold. An asymptotic lower bound for the power of the GQS statistic under a sequence of local alternatives in \mathcal{K} is derived in Section 6. We conclude the article with a discussion in Section 7. Appendix derives explicit expressions, in suitable forms for computation, for the geometric constants of the asymptotic null distribution of the GQS statistic by reducing the evaluation of these constants to integrals over appropriate parts of the manifold.

2 Large-Sample Properties of the Inference Functions

In this section, we derive some fundamental large-sample properties of the inference functions which have not been established rigorously in the literature but are required for later theoretical development of our general testing problem.

Hansen (1982) proposed the *generalized method of moments* (GMMs) for estimating the vector of regression parameters β from a set of score functions, where the dimension of the score function exceeds that of β . He established that, under certain regularity conditions, the GMM estimator is consistent, asymptotically Gaussian, and asymptotically efficient. Qu et al. (2000) extended the GMMs to create a clever approach called the “quadratic inference function” (QIF) that implicitly estimates the underlying correlation structure for the analysis of longitudinal data. Their main idea was to assume that the inverse of the working correlation matrix is a linear combination of several pre-specified basis matrices. That is, $\mathbf{R}^{-1}(\alpha) = \sum_{k=1}^s \alpha_k \mathbf{M}_k$, where $\alpha_1, \dots, \alpha_s$ are unknown constants, \mathbf{M}_1 is the identity matrix of an appropriate dimension and \mathbf{M}_k ($k = 2, \dots, s$) are pre-specified symmetric matrices with elements taking either 0 or 1 for the commonly employed working correlation structures such as exchangeable, AR-1 etc.

2.1 Extended Score Functions and their Properties

For simplicity of exposition, we assume that each subject is observed at a common set of times $j = 1, \dots, n$ so that $\text{Cov}(\mathbf{Y}_i)$ is an $(n \times n)$ matrix. Let $\mathbf{h}_i = (h_{i1}, \dots, h_{in})^T$, where h_{ij} is defined in (1.1) and the operator ∇ denotes partial derivative with respect to the elements of $\boldsymbol{\gamma}$; therefore, $\nabla \mathbf{h}_i$ is the $(n \times r)$ matrix $\{\partial \mathbf{h}_i / \partial \boldsymbol{\gamma}_k : k = 1, \dots, r\}$ for each $i = 1, \dots, N$.

By viewing the coefficients $\alpha_1, \dots, \alpha_s$ in $\mathbf{R}(\boldsymbol{\alpha})$ as nuisance parameters, one can define the subject-specific *basic score functions* as

$$\mathbf{g}_i(\boldsymbol{\gamma}) := \begin{Bmatrix} \nabla \mathbf{h}_i^T \mathbf{A}_i^{-\frac{1}{2}} \mathbf{M}_1 \mathbf{A}_i^{-\frac{1}{2}} (\mathbf{Y}_i - \mathbf{h}_i) \\ \vdots \\ \nabla \mathbf{h}_i^T \mathbf{A}_i^{-\frac{1}{2}} \mathbf{M}_s \mathbf{A}_i^{-\frac{1}{2}} (\mathbf{Y}_i - \mathbf{h}_i) \end{Bmatrix} \quad \text{for all } i = 1, \dots, N, \quad (2.1)$$

where \mathbf{A}_i is the diagonal matrix of marginal covariance of \mathbf{Y}_i for the i th subject.

Define the vector of *extended score functions* for all subjects as $\bar{\mathbf{g}}_N(\boldsymbol{\gamma}) := N^{-1} \sum_i \mathbf{g}_i(\boldsymbol{\gamma})$. Note that the extended score vector $\bar{\mathbf{g}}_N(\boldsymbol{\gamma})$ satisfies the mean zero assumption

$$\mathbb{E}_{\boldsymbol{\gamma}}\{\bar{\mathbf{g}}_N(\boldsymbol{\gamma})\} = 0, \quad (2.2)$$

where the expectation operator is calculated with respect to the true but unknown distribution of the response matrix \mathbf{Y} . Note that $\dim\{\bar{\mathbf{g}}_N(\boldsymbol{\gamma})\} = rs > r = \dim(\boldsymbol{\gamma})$. These estimating equations can be combined optimally using the GMM (Hansen, 1982).

In order to ensure the validity of asymptotic results in any regression problem, one must make certain assumptions regarding the covariates. We make the following assumption to apply the strong law of large numbers and consequently to establish that $\bar{\mathbf{g}}_N(\boldsymbol{\gamma})$ and other averages converge to appropriate non-degenerate limits.

ASSUMPTION A1. The pairs $(\mathbf{Y}_i, \mathbf{X}_i^T)$ for $i = 1, \dots, N$, where $\mathbf{X}_i = (\mathbf{X}_{i1}, \dots, \mathbf{X}_{in})$ are $(r \times n)$ -dimensional matrices, are an independent sample from an $\{(r+1) \times n\}$ -dimensional distribution \mathbf{F} .

It is important to note that the independence part of the assumption A2 is between different subjects, or with respect to the index i . The elements of \mathbf{X}_i need not be independent of each other, and hence this assumption incorporates both time-dependent as well as time-independent covariates. Moreover, there exists a dependence of \mathbf{Y}_i on \mathbf{X}_i through the link function given in (1.1).

ASSUMPTION A2. The number of measurements n_i taken on the i th subject is fixed at $n_i = n$ for all $i = 1, \dots, N$.

All throughout this article, $\mathbb{E}_{\boldsymbol{\gamma}_0}(\cdot)$ denotes an expectation operator with respect to the true parameter vector $\boldsymbol{\gamma}_0$. We make an implicit assumption that all expectations are finite. Let $\boldsymbol{\Sigma}_{\boldsymbol{\gamma}_0}(\boldsymbol{\gamma})$ be the true covariance matrix of $\mathbf{g}_1(\boldsymbol{\gamma})$, an s -dimensional vector of extended score functions defined in (2.1).

ASSUMPTION A3. The matrix $\boldsymbol{\Sigma}_{\boldsymbol{\gamma}_0}(\boldsymbol{\gamma}_0) := \mathbb{E}_{\boldsymbol{\gamma}_0}\{\mathbf{g}_1(\boldsymbol{\gamma}_0) \mathbf{g}_1^T(\boldsymbol{\gamma}_0)\}$ is strictly positive definite.

LEMMA 1. Let $q = rs$. Under assumptions A1–A3, as $N \rightarrow \infty$

$$\bar{\mathbf{g}}_N(\boldsymbol{\gamma}) \xrightarrow{a.s.} \mathbb{E}_{\boldsymbol{\gamma}_0}\{\mathbf{g}_1(\boldsymbol{\gamma})\} = \mathbf{0} \quad \text{if } \boldsymbol{\gamma} = \boldsymbol{\gamma}_0$$

and

$$\sqrt{N} \bar{\mathbf{g}}_N(\boldsymbol{\gamma}_0) \xrightarrow{d} N_q\{0, \boldsymbol{\Sigma}_{\boldsymbol{\gamma}_0}(\boldsymbol{\gamma}_0)\}.$$

Let $\hat{\mathbf{C}}_N(\boldsymbol{\gamma})$ be the estimator of the *second moment matrix* of $\mathbf{g}_1(\boldsymbol{\gamma})$ so that

$$\hat{\mathbf{C}}_N(\boldsymbol{\gamma}) := \frac{1}{N} \sum_{i=1}^N \mathbf{g}_i(\boldsymbol{\gamma}) \mathbf{g}_i^T(\boldsymbol{\gamma}).$$

If the relation (2.2) holds, then $N^{-1} \hat{\mathbf{C}}_N(\boldsymbol{\gamma})$ is an estimator of the covariance of $\bar{\mathbf{g}}_N(\boldsymbol{\gamma})$.

2.2 Fundamental Results Concerning the QIF

The *quadratic inference function* (QIF) is defined as

$$\mathcal{Q}_N(\boldsymbol{\gamma}) := \left\{ \bar{\mathbf{g}}_N^T(\boldsymbol{\gamma}) \hat{\mathbf{C}}_N^{-1}(\boldsymbol{\gamma}) \bar{\mathbf{g}}_N(\boldsymbol{\gamma}) \right\}. \quad (2.3)$$

If rank of $\hat{\mathbf{C}}_N(\boldsymbol{\gamma})$ is less than q or is singular, then the inverse does not exist. However, any vector in the null space of $\hat{\mathbf{C}}_N(\boldsymbol{\gamma})$ must be orthogonal to each of the subject-specific score functions, $\mathbf{g}_i(\boldsymbol{\gamma})$ ($i = 1, \dots, N$), and consequently to $\bar{\mathbf{g}}_N(\boldsymbol{\gamma})$. Therefore, one can replace $\hat{\mathbf{C}}_N^{-1}(\boldsymbol{\gamma})$ by any generalized inverse such as the Moore-Penrose generalized inverse.

Estimate $\boldsymbol{\gamma}$ by minimizing the QIF in (2.3) under unrestricted and restricted spaces to obtain respectively,

$$\hat{\boldsymbol{\gamma}} = \arg \min_{\boldsymbol{\gamma} \in \mathfrak{R}^r} \mathcal{Q}_N(\boldsymbol{\gamma}), \quad (2.4)$$

$$\tilde{\boldsymbol{\gamma}} = \arg \min_{\boldsymbol{\gamma} \in \mathcal{V} \oplus \mathfrak{C}} \mathcal{Q}_N(\boldsymbol{\gamma}) \quad (2.5)$$

and

$$\bar{\gamma} = \arg \min_{\gamma \in \mathcal{V}} \mathcal{Q}_N(\gamma). \quad (2.6)$$

These estimators can be found using the iterative reweighted generalized least squares algorithm (Pilla and Loader, 2005) which avoids the complexity of computing the second derivative matrix of $\mathcal{Q}_N(\gamma)$ required for employing the Newton-Raphson algorithm.

The proof of the next lemma essentially follows from p. 26 of Lee (1996) and hence is omitted.

LEMMA 2. *Under assumptions A1–A3, the QIF estimator $\hat{\gamma} = \arg \min_{\gamma \in \mathcal{G}} \mathcal{Q}_N(\gamma)$ exists uniquely and is strongly consistent. That is, $\hat{\gamma} \xrightarrow{a.s.} \gamma_0$ as $N \rightarrow \infty$.*

We require the following regularity conditions for further theoretical development.

ASSUMPTION A4. The parameter space of γ denoted by $\mathcal{G} \subset \mathbb{R}^r$ is compact.

The importance of the above assumption is that it enables us to invoke Theorem 1 of Rubin (1956); therefore, convergence statements in this article are uniform for γ in bounded sets.

ASSUMPTION A5. The parameter space of γ is identifiable: $\mathbb{E}_{\gamma_0} \{g_1(\gamma)\} \neq 0$ if $\gamma \neq \gamma_0$.

ASSUMPTION A6. The $(q \times q)$ -dimensional covariance matrix $\Sigma_{\gamma_0}(\gamma)$ is a continuous function of γ .

LEMMA 3. *Under assumptions A1–A6, $\widehat{\mathbf{C}}_N(\hat{\gamma}) \xrightarrow{a.s.} \Sigma_{\gamma_0}(\gamma)$ as $N \rightarrow \infty$.*

PROOF. Under assumptions A1–A3 and by the strong law of large numbers, $\widehat{\mathbf{C}}_N(\gamma)$ converges to its expected value, a non-degenerate limit, for a fixed γ . That is,

$$\widehat{\mathbf{C}}_N(\gamma) \xrightarrow{a.s.} \mathbb{E}\{g_1(\gamma) g_1^T(\gamma)\} \quad \text{as } N \rightarrow \infty. \quad (2.7)$$

Under the stated regularity conditions and Theorem 1 of Rubin (1956), uniform convergence holds under compactness assumption A4. Hence, the claim (2.7) holds uniformly in γ . Lemma 2 combined with the continuity of the function $\widehat{\mathbf{C}}_N(\gamma)$ ensures that $\widehat{\mathbf{C}}_N(\hat{\gamma}) \xrightarrow{a.s.} \mathbb{E}\{g_1(\gamma_0) g_1^T(\gamma_0)\}$ as $N \rightarrow \infty$. The claim then follows from the definition of $\Sigma_{\gamma_0}(\gamma)$. \blacksquare

Let $\mathbf{D}(\gamma) := \mathbb{E}_{\gamma} \{\nabla g_1(\gamma)\}$, where $\nabla g_1(\gamma) = \partial g_1(\gamma) / \partial \gamma$. From the strong law of large numbers,

$$\nabla \bar{g}_N(\gamma) \xrightarrow{a.s.} \mathbf{D}(\gamma) \quad \text{as } N \rightarrow \infty. \quad (2.8)$$

The relation (2.8) combined with Lemma 3, enable us to obtain the asymptotic covariance matrix of $\hat{\gamma}$, denoted $\mathbf{J}^{-1}(\gamma_0)$. When there is no ambiguity, we drop the subscript γ_0 and write $\Sigma^{-1}(\gamma_0)$ for the true covariance matrix of $g_1(\gamma)$ evaluated at γ_0 .

Let the estimated covariance of $\hat{\gamma}$ be defined as

$$\widehat{\text{Cov}}(\hat{\gamma}) := [\nabla \bar{\mathbf{g}}_N^T(\hat{\gamma}) \{C_N(\hat{\gamma})\}^{-1} \nabla \bar{\mathbf{g}}_N(\hat{\gamma})]^{-1} \quad \text{as } N \rightarrow \infty. \quad (2.9)$$

We state the following lemma whose proof follows from the previous results.

LEMMA 4. *Under assumptions A1–A6,*

$$\widehat{\text{Cov}}(\hat{\gamma}) \xrightarrow{a.s.} \{\mathbf{D}^T(\gamma_0) \Sigma^{-1}(\gamma_0) \mathbf{D}(\gamma_0)\}^{-1} =: \mathbf{J}^{-1}(\gamma_0) \quad \text{as } N \rightarrow \infty.$$

ASSUMPTION A7. The expectation $\mathbb{E}_{\gamma_0}\{\bar{\mathbf{g}}_N(\gamma)\}$ exists and is finite for all $\gamma \in \mathcal{G} \subset \mathbb{R}^r$ and is continuous in γ .

ASSUMPTION A8. The subject-specific score functions $g_i(\gamma)$ ($i = 1, \dots, N$) have uniformly continuous second-order partial derivatives with respect to the elements of γ .

An immediate consequence of Theorems 3.1 and 3.2 of Hansen (1982) is the next theorem.

THEOREM 1. *Under assumptions A1–A8, $\sqrt{N}(\hat{\gamma} - \gamma_0) \xrightarrow{d} N_r\{\mathbf{0}, \mathbf{J}^{-1}(\gamma_0)\}$ as $N \rightarrow \infty$.*

ASSUMPTION A9. The first-order partial derivatives of $\bar{\mathbf{g}}_N(\gamma)$ and $\widehat{\mathbf{C}}_N(\gamma)$ have finite means and variances.

The next theorem is proved by differentiating $\mathcal{Q}_N(\gamma)$ with respect to the k th ($k = 1, \dots, r$) element of γ and applying the strong law of large numbers along with the Lemma 2 and Theorem 1.

THEOREM 2. *Under assumptions A1–A9,*

$$\frac{1}{2\sqrt{N}} \nabla \mathcal{Q}_N(\gamma_0) \xrightarrow{d} N_r\{\mathbf{0}, \mathbf{J}^{-1}(\gamma_0)\} \quad \text{as } N \rightarrow \infty.$$

If the second-order partial derivatives also have finite means, then there exists a non-random matrix $\mathbf{U}(\gamma)$ which is continuous in γ such that $\mathbf{U}(\gamma_0) = \mathbf{J}(\gamma_0)$ and

$$\frac{1}{2N} \nabla^2 \mathcal{Q}_N(\gamma) = \mathbf{U}(\gamma) + o_P(1),$$

where the $o_P(1)$ term is uniform on compact sets.

2.3 Testing for Order Restricted Alternatives for Correlated Data

In the context of correlated data, comparing several treatments, groups or populations with respect to their means, medians or location parameters often arise in many areas of scientific applications. For instance, one assumes that certain treatments are not worse than another.

The problem of testing for order restricted or constrained hypothesis in longitudinal data becomes a special case of (1.2). Let Y_{ijt} be the measurement taken at the j th ($j = 1, \dots, n_{it}$) time point on the i th ($i = 1, \dots, n_t$) subject in the t th ($t = 1, \dots, m$) treatment group. Note that $N = \sum_t n_t$. Assume that $n_{it} = n$ for all (i, t) pairs. The mean of Y_{ijt} is related to the p -dimensional vector of covariates \mathbf{X}_{ijt} , corresponding to the p -dimensional parameter vector β_t for the t th group, via

$$\mathbb{E}(Y_{ijt}) := h(\mathbf{X}_{ijt}^T \beta_t + \mu_t),$$

where $h(\cdot)$ is the inverse of a link function, μ_t is the treatment effect for the t th group. Hence, $\gamma = (\beta^T, \mu^T)^T$ with $\beta = (\beta_1^T, \dots, \beta_m^T)^T$ and $\mu = (\mu_1, \dots, \mu_m)^T$ and $r = m(p+1)$.

The order restricted hypothesis testing problem that is of interest can be formulated as

$$\mathcal{H}_0^o: \gamma \in \mathcal{V}_0 \quad \text{versus} \quad \mathcal{H}_1^o: \gamma \in \mathfrak{C}_0, \quad (2.10)$$

where $\mathcal{V}_0 = \{\gamma = (\beta_1, \dots, \beta_m, \mu, \dots, \mu) : \beta_t \in \mathfrak{R}^p (t = 1, \dots, m), \mu \in \mathfrak{R}\}$ and

$$\begin{aligned} \mathfrak{C}_0 &= \{\gamma = (\beta_1, \dots, \beta_m, \mu_1, \dots, \mu_m) : \beta_t \in \mathfrak{R}^p, \mu_1 \geq \dots \geq \mu_m \\ &\quad \text{with at least one strict inequality; } \mu_t \in \mathfrak{R} (t = 1, \dots, m)\}. \end{aligned}$$

Note that $d = (m - 1)$ and \mathcal{V}_0 is the origin of the convex cone \mathfrak{C}_0 ; hence $\mathcal{V}_0 \subset \mathfrak{C}_0$.

3 Hypothesis Testing Under Convex Cone Alternatives for Correlated Data

In this section, we first derive the statistic for the general testing problem (1.2) under the general convex cone \mathfrak{C} by the decomposition of $\gamma \in \mathfrak{R}^r$. Next, we define a new co-ordinate system to transform the null space \mathcal{V} .

3.1 Generalized Quasi-Score Statistic for Correlated Data

We assume that every $\gamma \in \mathcal{G} \subset \mathbb{R}^r$ admits a unique *orthogonal decomposition* of the form $\gamma = \gamma_1 + \gamma_2$ such that $\gamma_1 \in \mathcal{V}$ and $\gamma_2 \in \mathcal{V}^\perp$, the orthogonal complement of \mathcal{V} , and $\mathfrak{C} \subset \mathcal{V}^\perp$.

Define the *generalized quasi-score* (GQS) statistic

$$S_N := \{\mathcal{Q}_N(\bar{\gamma}) - \mathcal{Q}_N(\tilde{\gamma})\} \quad (3.1)$$

for testing the hypothesis (1.2), where $\tilde{\gamma}$ and $\bar{\gamma}$ are defined in (2.5) and (2.6), respectively. The asymptotic distribution of S_N under \mathcal{H}_0 cannot be found analytically; however, we derive an approximation for it using the volume-of-tube formula.

3.2 Canonical Formulation of the Testing Problem

It is more convenient to define a co-ordinate system to transform the null space \mathcal{V} . If an appropriate transformation is found, we can reduce the general problem to a standardized form involving projections of independently and identically distributed standard Gaussian random variables as described in the next section.

Let \mathbf{P} be a basis matrix for the space \mathcal{V}^\perp whose columns correspond to the constraints imposed by \mathcal{H}_0 . If d constraints are imposed on \mathcal{G} under \mathcal{H}_0 , then \mathbf{P} is an $(r \times d)$ -dimensional matrix. The choice of the matrix \mathbf{P} is problem dependent as illustrated below.

LEMMA 5. *The hypothesis (1.2) can equivalently be represented in terms of the canonical space as testing for*

$$\mathcal{H}_0^2: \mathbf{P}^T \boldsymbol{\gamma} = \mathbf{0} \quad \text{versus} \quad \mathcal{H}_1^2: \mathbf{P}^T \boldsymbol{\gamma} \in \mathfrak{C}_1 := \mathbf{P}^T \mathfrak{C}. \quad (3.2)$$

PROPOSITION 1. *Under assumptions A1–A8 and when $\mathcal{H}_0^2: \mathbf{P}^T \boldsymbol{\gamma} = \mathbf{0}$ holds,*

$$\sqrt{N} (\mathbf{P}^T \hat{\boldsymbol{\gamma}} - \mathbf{P}^T \boldsymbol{\gamma}) \xrightarrow{d} \mathbf{Z}^\dagger \sim N_d\{\mathbf{0}, \boldsymbol{\Omega}(\boldsymbol{\gamma}_0)\} \quad \text{as} \quad N \rightarrow \infty,$$

where $\boldsymbol{\Omega}(\boldsymbol{\gamma}_0) := \mathbf{P}^T \mathbf{J}^{-1}(\boldsymbol{\gamma}_0) \mathbf{P}$.

EXAMPLE 1. (Order-restricted testing with three treatments).

In the case of order-restricted testing, \mathcal{V} consists of vectors of the form $(\beta_1, \beta_2, \beta_3, \mu, \mu, \mu)^T$ and has dimension 4. A basis matrix for \mathcal{V}^\perp is

$$\mathbf{P}^T = \begin{pmatrix} 0 & 0 & 0 & 1 & -1 & 0 \\ 0 & 0 & 0 & 1 & 1 & -2 \end{pmatrix}$$

and

$$\mathbf{P}^T \boldsymbol{\gamma} = \begin{pmatrix} \mu_1 - \mu_2 \\ \mu_1 + \mu_2 - 2\mu_3 \end{pmatrix}. \quad (3.3)$$

Therefore, the rows of the matrix \mathbf{P} span the space \mathcal{V}^\perp . Fig. 1 demonstrates that (1) if $\mathbf{P}^T \hat{\boldsymbol{\gamma}}$ lies in the interior of the convex cone \mathfrak{C}_1 , then $\mathbf{P}^T \hat{\boldsymbol{\gamma}} = \mathbf{P}^T \tilde{\boldsymbol{\gamma}}$ and (2) if $\mathbf{P}^T \hat{\boldsymbol{\gamma}}$ lies outside \mathfrak{C}_1 , then $\mathbf{P}^T \tilde{\boldsymbol{\gamma}}$ is a projection of $\mathbf{P}^T \hat{\boldsymbol{\gamma}}$ onto \mathfrak{C}_1 (the orthogonal projection if $\Omega(\boldsymbol{\gamma}_0) = \mathbf{I}_d$).

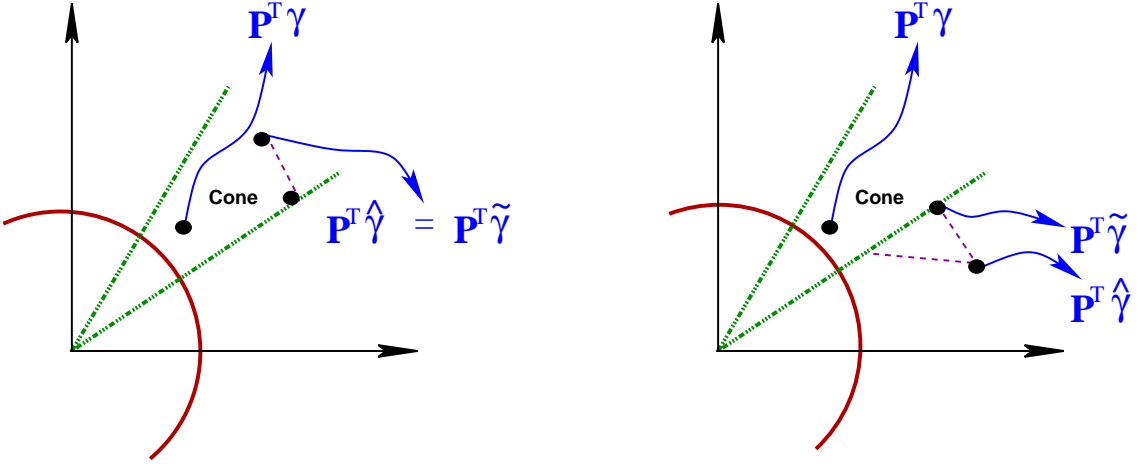


Figure 1: Projection of $\mathbf{P}^T \hat{\boldsymbol{\gamma}}$ onto the cone \mathfrak{C}_1 for $d = 2$, the number of constraints imposed under \mathcal{H}_0^2 .

REMARK 1. It is clear that $\mathbf{P}^T \boldsymbol{\gamma} = \mathbf{P}^T \boldsymbol{\gamma}_2$; therefore, $\mathbf{P}^T \boldsymbol{\gamma} \in (\mathbf{P}^T \mathcal{V} \oplus \mathbf{P}^T \mathfrak{C}) = \mathbf{P}^T \mathfrak{C}$ since $\mathbf{P}^T \mathcal{V} = \mathbf{0}$ under \mathcal{H}_0^2 .

4 Asymptotic Distribution of the Generalized Quasi-Score Test

We derive the asymptotic distribution of the GQS statistic S_N when \mathcal{H}_0^2 holds. Due to Lemma 5, testing the hypothesis (1.2) is equivalent to the problem (3.2). Therefore, we conjecture that finding the limiting distribution of S_N for the model hypothesis, to appropriate statistical order, is equivalent to finding the limiting distribution of a length of a certain projection onto \mathcal{K} (Theorem 4 in this section). Let $\mathcal{P}_{\mathcal{K}} \mathbf{Z}$ be the projection of \mathbf{Z} onto \mathcal{K} and $\|\cdot\|$ denote the vector norm.

4.1 Asymptotic Equivalence Between S_N and $\|\mathcal{P}_K \mathbf{Z}\|^2$

We present the two main theorems. The first is based on the quadratic approximation to the inference function $\mathcal{Q}_N(\boldsymbol{\gamma})$ in a Euclidean $N^{-1/2}$ -neighborhood of $\boldsymbol{\gamma}_0$ and the second is based on the transformed null space.

DEFINITION 1. A family of random sequences $\{\mathbf{R}_N(\boldsymbol{\gamma}) : \boldsymbol{\gamma} \in \mathcal{G}, N = 1, 2, \dots\}$ is said to be uniformly $o_P(1)$ if for every $\rho > 0$ and $\epsilon > 0$, there exists a constant $n(\rho, \epsilon)$ such that $\mathbb{P}\{\sup_{\boldsymbol{\gamma} \in \mathcal{G}} |\mathbf{R}_N(\boldsymbol{\gamma})| < \epsilon\} \geq 1 - \rho$ for all $N \geq n(\rho, \epsilon)$.

DEFINITION 2. A ball of radius $o(\sqrt{N})$ is defined as $\{\boldsymbol{\xi} : \|\boldsymbol{\xi}\| \leq d_N\}$, where $\{d_N : N > 1\}$ is a sequence of constants with $d_N = o(\sqrt{N})$.

THEOREM 3. Under assumptions **A1-A8**,

$$\mathcal{Q}_N(\boldsymbol{\gamma}) = \mathcal{Q}_N(\widehat{\boldsymbol{\gamma}}) + \sqrt{N} (\boldsymbol{\gamma} - \widehat{\boldsymbol{\gamma}})^T \mathbf{J}(\boldsymbol{\gamma}_0) \sqrt{N} (\boldsymbol{\gamma} - \widehat{\boldsymbol{\gamma}}) + o_P(1).$$

PROOF. Let $\widehat{\boldsymbol{\xi}} := \sqrt{N} (\widehat{\boldsymbol{\gamma}} - \boldsymbol{\gamma}_0)$ so that $\widehat{\boldsymbol{\gamma}} = (\boldsymbol{\gamma}_0 + N^{-1/2} \widehat{\boldsymbol{\xi}})$. The Taylor series expansion of $\mathcal{Q}_N(\cdot)$ about $\boldsymbol{\gamma}_0$ yields

$$\mathcal{Q}_N\left(\boldsymbol{\gamma}_0 + N^{-\frac{1}{2}} \boldsymbol{\xi}\right) = \mathcal{Q}_N(\boldsymbol{\gamma}_0) + 2 \langle \boldsymbol{\xi}, \mathbf{W}_N \rangle + \frac{1}{2N} \boldsymbol{\xi}^T \nabla^2 \mathcal{Q}_N(\boldsymbol{\gamma}_N^\dagger) \boldsymbol{\xi}, \quad (4.4)$$

where $\boldsymbol{\xi} \in \mathbb{R}^r$ and is fixed, $\langle \cdot, \cdot \rangle$ is the inner product on \mathbb{R}^r , $\mathbf{W}_N = (2\sqrt{N})^{-1} \nabla \mathcal{Q}_N(\boldsymbol{\gamma}_0)$ and $\boldsymbol{\gamma}_N^\dagger$ lies between $\boldsymbol{\gamma}_0$ and $(\boldsymbol{\gamma}_0 + N^{-1/2} \boldsymbol{\xi})$ for each N .

From Theorem 2, $(2N)^{-1} \nabla^2 \mathcal{Q}_N(\boldsymbol{\gamma}_N^\dagger) = \mathbf{U}(\boldsymbol{\gamma}_N^\dagger) + o_P(1)$ for an appropriate non-random matrix $\mathbf{U}(\boldsymbol{\gamma})$ that is continuous in $\boldsymbol{\gamma}$ such that $\mathbf{U}(\boldsymbol{\gamma}_0) = \mathbf{J}(\boldsymbol{\gamma}_0)$ and the $o_P(1)$ term is uniform for $\boldsymbol{\xi}$ in a ball of radius $o(\sqrt{N})$. By the continuity condition and Lemma 1, $\mathbf{U}(\boldsymbol{\gamma}_N^\dagger) \xrightarrow{a.s.} \mathbf{U}(\boldsymbol{\gamma}_0) = \mathbf{J}(\boldsymbol{\gamma}_0)$ as $N \rightarrow \infty$.

Therefore, equation (4.4) simplifies to

$$\mathcal{Q}_N\left(\boldsymbol{\gamma}_0 + N^{-\frac{1}{2}} \boldsymbol{\xi}\right) = \mathcal{Q}_N(\boldsymbol{\gamma}_0) + 2 \langle \boldsymbol{\xi}, \mathbf{W}_N \rangle + \boldsymbol{\xi}^T \mathbf{J}(\boldsymbol{\gamma}_0) \boldsymbol{\xi} + o_P(1). \quad (4.5)$$

Equivalently,

$$\{\mathcal{Q}_N(\boldsymbol{\gamma}) - \mathcal{Q}_N(\boldsymbol{\gamma}_0)\} = 2 \langle \boldsymbol{\xi}, \mathbf{W}_N \rangle + \boldsymbol{\xi}^T \mathbf{J}(\boldsymbol{\gamma}_0) \boldsymbol{\xi} + o_P(1). \quad (4.6)$$

If $\widehat{\boldsymbol{\xi}}$ is the minimizer of the quadratic approximation in (4.5), then the QIF estimator becomes $\widehat{\boldsymbol{\gamma}} = (\boldsymbol{\gamma}_0 + N^{-1/2} \widehat{\boldsymbol{\xi}})$ and

$$\widehat{\boldsymbol{\xi}} = -\mathbf{J}^{-1}(\boldsymbol{\gamma}_0) \mathbf{W}_N + o_P(1).$$

Consequently, the following relation holds:

$$\{\mathcal{Q}_N(\widehat{\gamma}) - \mathcal{Q}_N(\gamma_0)\} = 2 \langle \widehat{\boldsymbol{\xi}}, \mathbf{W}_N \rangle + \widehat{\boldsymbol{\xi}}^T \mathbf{J}(\gamma_0) \widehat{\boldsymbol{\xi}} + o_P(1). \quad (4.7)$$

Since $\mathbf{W}_N = -\mathbf{J}(\gamma_0) \widehat{\boldsymbol{\xi}} + o_P(1)$, equations (4.6) and (4.7) simplify to

$$\begin{aligned} \mathcal{Q}_N(\gamma) &= \mathcal{Q}_N(\widehat{\gamma}) + (\boldsymbol{\xi} - \widehat{\boldsymbol{\xi}})^T \mathbf{J}(\gamma_0) (\boldsymbol{\xi} - \widehat{\boldsymbol{\xi}}) + o_P(1) \\ &= \mathcal{Q}_N(\widehat{\gamma}) + \sqrt{N} (\gamma - \widehat{\gamma})^T \mathbf{J}(\gamma_0) \sqrt{N} (\gamma - \widehat{\gamma}) + o_P(1). \end{aligned}$$

■

The next crucial theorem will establish the relation between the GQS statistic for correlated data and the squared length of projection of the standard Gaussian vector onto \mathcal{K} for independent data. Consequently, we can establish an elegant result for the asymptotic null distribution of S_N using the seminal work of [Takemura and Kuriki \(1997\)](#).

THEOREM 4. *Under assumptions [A1–A9](#), the GQS statistic S_N for testing the hypothesis under a general convex cone alternative in (1.2) is asymptotically equivalent to the statistic $\|\mathcal{P}_{\mathcal{K}} \mathbf{Z}\|^2$ for testing the hypothesis in (3.2). That is,*

$$S_N \xrightarrow{d} \|\mathcal{P}_{\mathcal{K}} \mathbf{Z}\|^2 \quad \text{as } N \rightarrow \infty, \quad (4.8)$$

where $\mathbf{Z} \sim N_r(\mathbf{0}, \mathbf{I}_r)$.

PROOF. The QIF estimators obtained by minimizing $\mathcal{Q}_N(\gamma)$ under the spaces \mathcal{V} , $(\mathcal{V} \oplus \mathcal{C})$ and $\mathcal{G} \subset \mathfrak{R}^r$ are ordered as $\mathcal{Q}_N(\overline{\gamma}) \geq \mathcal{Q}_N(\widetilde{\gamma}) \geq \mathcal{Q}_N(\widehat{\gamma})$. From [Theorem 3](#), in a Euclidean $N^{-1/2}$ -neighborhood of the true parameter γ_0 ,

$$\mathcal{Q}_N(\gamma) = \mathcal{Q}_N(\widehat{\gamma}) + \sqrt{N} (\gamma - \widehat{\gamma})^T \mathbf{J}(\gamma_0) \sqrt{N} (\gamma - \widehat{\gamma}) + o_P(1).$$

From [Proposition 1](#), it suffices to consider the transformed hypothesis (3.2). There exists an $(r \times r)$ -dimensional matrix \mathbf{L} such that $\mathbf{L}^T \mathbf{L} = \mathbf{J}(\gamma_0)$; for example, Cholesky factorization of $\mathbf{J}(\gamma_0)$.

It is more convenient to consider $\boldsymbol{\theta}$ -parametrization under the transformed null space $\mathbf{L} \mathcal{V} =: \mathcal{V}^\dagger$, where \mathcal{V} is the null space under the γ -parametrization. Let $\boldsymbol{\theta} = \sqrt{N} \mathbf{L} \gamma$ so that $\widehat{\boldsymbol{\theta}} = \sqrt{N} \mathbf{L} \widehat{\gamma}$, $\overline{\boldsymbol{\theta}} = \sqrt{N} \mathbf{L} \overline{\gamma}$ and $\widetilde{\boldsymbol{\theta}} = \sqrt{N} \mathbf{L} \widetilde{\gamma}$. By [Theorem 1](#),

$$(\widehat{\boldsymbol{\theta}} - \boldsymbol{\theta}_0) \xrightarrow{d} \mathbf{Z} \sim N_r(\mathbf{0}, \mathbf{I}_r) \quad \text{as } N \rightarrow \infty. \quad (4.9)$$

Furthermore, [Theorem 3](#) yields

$$\mathcal{Q}_N(\gamma) = \mathcal{Q}_N(\widehat{\gamma}) + \|\boldsymbol{\theta} - \widehat{\boldsymbol{\theta}}\|^2 + o_P(1). \quad (4.10)$$

A given $\boldsymbol{\theta} \in \mathfrak{R}^r$ admits an orthogonal decomposition as $\boldsymbol{\theta} = \boldsymbol{\theta}_1 + \boldsymbol{\theta}_2$ such that $\boldsymbol{\theta}_1 \in \mathcal{V}^\dagger$ and $\boldsymbol{\theta}_2 \in (\mathcal{V}^\dagger)^\perp$. However, orthogonality is not preserved by \mathbf{L} ; hence $(\mathcal{V}^\dagger)^\perp \neq \mathbf{L}\mathcal{V}^\perp$. The hypothesis (3.2) can be re-expressed as

$$\mathcal{H}_0^3: \boldsymbol{\theta}_1 \in \mathcal{V}^\dagger, \boldsymbol{\theta}_2 = \mathbf{0} \quad \textit{versus} \quad \mathcal{H}_1^3: \boldsymbol{\theta}_1 \in \mathcal{V}^\dagger, \boldsymbol{\theta}_2 \in \mathcal{K} \quad \text{and} \quad \boldsymbol{\theta}_2 \neq \mathbf{0}, \quad (4.11)$$

where $\mathcal{K} = \{\mathbf{L}(\boldsymbol{\mathcal{C}} \oplus \mathcal{V})\} \cap \{(\mathcal{V}^\dagger)^\perp\}$ is a d -dimensional cone in \mathfrak{R}^r since $\dim\{(\mathcal{V}^\dagger)^\perp\} = d$.

Similarly, the estimator $\widehat{\boldsymbol{\theta}} = \sqrt{N}\mathbf{L}\widehat{\boldsymbol{\gamma}}$ has an orthogonal decomposition of $\widehat{\boldsymbol{\theta}}_1 + \widehat{\boldsymbol{\theta}}_2$ such that $\widehat{\boldsymbol{\theta}}_1 \in \mathcal{V}^\dagger$ and $\widehat{\boldsymbol{\theta}}_2 \in (\mathcal{V}^\dagger)^\perp$. By orthogonality, equation (4.10) becomes

$$\mathcal{Q}_N \left\{ N^{-\frac{1}{2}} \mathbf{L}^{-1} (\boldsymbol{\theta}_1 + \boldsymbol{\theta}_2) \right\} = \mathcal{Q}_N(\widehat{\boldsymbol{\gamma}}) + \|\boldsymbol{\theta}_1 - \widehat{\boldsymbol{\theta}}_1\|^2 + \|\boldsymbol{\theta}_2 - \widehat{\boldsymbol{\theta}}_2\|^2 + o_P(1). \quad (4.12)$$

Under \mathcal{H}_0^3 , (4.12) simplifies to

$$\mathcal{Q}_N \left\{ N^{-\frac{1}{2}} \mathbf{L}^{-1} (\boldsymbol{\theta}_1 + \boldsymbol{\theta}_2) \right\} = \mathcal{Q}_N(\widehat{\boldsymbol{\gamma}}) + \|\boldsymbol{\theta}_1 - \widehat{\boldsymbol{\theta}}_1\|^2 + \|\widehat{\boldsymbol{\theta}}_2\|^2 + o_P(1). \quad (4.13)$$

It is clear that under \mathcal{H}_0^3 , $\boldsymbol{\theta}_1 \in \mathcal{V}^\dagger$ and $\boldsymbol{\theta}_2 = \mathbf{0}$, whereas under \mathcal{H}_1^3 , $\boldsymbol{\theta}_1 \in \mathcal{V}^\dagger$ and $\boldsymbol{\theta}_2 \in \mathcal{K}$.

At first, consider minimizing over $\mathcal{H}_0^3: \boldsymbol{\theta}_2 = \mathbf{0}$. The right-hand side of (4.13) is uniquely minimized at $\boldsymbol{\theta}_1 = \widehat{\boldsymbol{\theta}}_1$ and $\boldsymbol{\theta}_2 = \mathbf{0}$. By definition, the left hand side is minimized at $\boldsymbol{\theta}_1 = \bar{\boldsymbol{\theta}}_1$. By uniformity of the error term and uniqueness of the minimum, $\bar{\boldsymbol{\theta}}_1 = \widehat{\boldsymbol{\theta}}_1 + o_P(1)$.

Under \mathcal{H}_1^3 , the right-hand side of (4.12) is minimized at $\boldsymbol{\theta}_1 = \widehat{\boldsymbol{\theta}}_1$ and $\boldsymbol{\theta}_2 = \mathcal{P}_{\mathcal{K}}\widehat{\boldsymbol{\theta}}_2$. Therefore, the left hand side of (4.12) is minimized at $\tilde{\boldsymbol{\theta}}_1 = \widehat{\boldsymbol{\theta}}_1 + o_P(1)$ and $\tilde{\boldsymbol{\theta}}_2 = \mathcal{P}_{\mathcal{K}}\widehat{\boldsymbol{\theta}}_2 + o_P(1)$. Therefore, minimizing $\mathcal{Q}_N(\cdot)$ in (4.12) under \mathcal{H}_0^3 and \mathcal{H}_1^3 yield respectively,

$$\mathcal{Q}_N(\bar{\boldsymbol{\gamma}}) = \mathcal{Q}_N(\widehat{\boldsymbol{\gamma}}) + \|\widehat{\boldsymbol{\theta}}_2\|^2 + o_P(1)$$

and

$$\mathcal{Q}_N(\tilde{\boldsymbol{\gamma}}) = \mathcal{Q}_N(\widehat{\boldsymbol{\gamma}}) + \|\tilde{\boldsymbol{\theta}}_2 - \widehat{\boldsymbol{\theta}}_2\|^2 + o_P(1)$$

since $\|\bar{\boldsymbol{\theta}}_1 - \widehat{\boldsymbol{\theta}}_1\|^2 = o_P(1)$ and $\|\tilde{\boldsymbol{\theta}}_1 - \widehat{\boldsymbol{\theta}}_1\|^2 = o_P(1)$. Consequently,

$$\begin{aligned} S_N &= \{\mathcal{Q}_N(\bar{\boldsymbol{\gamma}}) - \mathcal{Q}_N(\tilde{\boldsymbol{\gamma}})\} \\ &= \|\widehat{\boldsymbol{\theta}}_2\|^2 - \|\tilde{\boldsymbol{\theta}}_2 - \widehat{\boldsymbol{\theta}}_2\|^2 + o_P(1) \\ &= \|\widehat{\boldsymbol{\theta}}_2\|^2 - \|\mathcal{P}_{\mathcal{K}}\widehat{\boldsymbol{\theta}}_2 - \widehat{\boldsymbol{\theta}}_2\|^2 + o_P(1) \\ &= \|\mathcal{P}_{\mathcal{K}}\widehat{\boldsymbol{\theta}}_2\|^2 + o_P(1) \end{aligned}$$

since $(\mathcal{P}_{\mathcal{K}}\widehat{\boldsymbol{\theta}}_2 - \widehat{\boldsymbol{\theta}}_2)$ and $\mathcal{P}_{\mathcal{K}}\widehat{\boldsymbol{\theta}}_2$ are orthogonal as shown in Fig. 2. Furthermore, since $\mathcal{P}_{\mathcal{K}}\widehat{\boldsymbol{\theta}}_1 = \mathbf{0}$ under \mathcal{H}_0^3 given that $\widehat{\boldsymbol{\theta}} \in \mathcal{V}^\dagger$ and $\mathcal{K} \subset (\mathcal{V}^\dagger)^\perp$, it follows that $S_N = \|\mathcal{P}_{\mathcal{K}}\widehat{\boldsymbol{\theta}}\|^2 + o_P(1)$. Moreover, $\mathcal{P}_{\mathcal{K}}\boldsymbol{\theta}_0 = \mathbf{0}$ yielding $\mathcal{P}_{\mathcal{K}}\widehat{\boldsymbol{\theta}} = \mathcal{P}_{\mathcal{K}}(\widehat{\boldsymbol{\theta}} - \boldsymbol{\theta}_0)$. From the relation (4.9), the proof is completed. \blacksquare

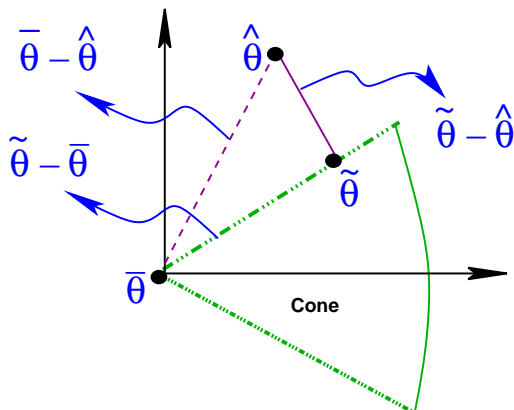


Figure 2: Projections of estimators of θ onto the cone \mathcal{K} . Asymptotically, the relation $\tilde{\theta} = \mathcal{P}_{\mathcal{K}} \hat{\theta} + o_P(1)$ holds.

4.2 Asymptotic Null Distribution of S_N : Mixed Volumes of \mathcal{K} and its Polar Cone

In the previous sections, we established that (1) the testing problems in (1.2) and (3.2) are equivalent (Lemma 5, Section 3.2) and (2) there exists an asymptotic relation between S_N for testing (3.2) with correlated data and $\|\mathcal{P}_{\mathcal{K}} \mathbf{Z}\|^2$ for testing (1.3) with independent data (Theorem 4, Section 4.1). These main results, in conjunction with Theorem 2.1 of Takemura and Kuriki (1997), yield the asymptotic null distribution of S_N for the testing problem (3.2). The weights of this asymptotic null distribution are mixed volumes of \mathcal{K} and its *polar* or *dual cone* \mathcal{K}^0 (Webster, 1994).

Let $\mathcal{S}^{(d-1)}$ be the closed $(d-1)$ -dimensional unit sphere in \mathfrak{R}^r , the $(d-1)$ -dimensional convex manifold $\mathcal{M} = \mathcal{K} \cap \mathcal{S}^{(d-1)}$ and $\mathcal{M}^0 = \mathcal{K}^0 \cap \mathcal{S}^{(d-1)}$. Let $\vartheta_{d-k,k}(\mathcal{M}, \mathcal{M}^0)$ ($k = 0, \dots, d$) be the *mixed volumes* of \mathcal{M} and \mathcal{M}^0 .

THEOREM 5. *Under assumptions A1–A9 and when $\mathcal{H}_0: \gamma \in \mathcal{V}$ holds, the asymptotic distribution of S_N for any $c > 0$ is*

$$\begin{aligned} \lim_{N \rightarrow \infty} \mathbb{P}(S_N \leq c) &= \mathbb{P}(\|\mathcal{P}_{\mathcal{K}} \mathbf{Z}\|^2 \leq c) \\ &= \sum_{k=0}^d \binom{d}{k} \frac{\vartheta_{d-k,k}(\mathcal{M}, \mathcal{M}^0)}{\omega_k \omega_{d-k}} \mathbb{P}(\chi_{d-k}^2 \leq c), \end{aligned} \quad (4.14)$$

where $d := \dim(\mathcal{K})$, $\omega_{k-1} = 2\pi^{k/2}/\Gamma(k/2)$ is the volume of the unit sphere $\mathcal{S}^{(k-1)}$ embedded in \mathfrak{R}^r and χ_k^2 is the chi-squared distribution with k degrees of freedom. The χ_k^2 for $k = 0$ is simply a point mass at the origin so that $\mathbb{P}(\chi_0^2 \leq c) = 0$.

REMARK 2. The right-hand side of (4.14) is a weighted mean of several tail probabilities of χ^2 -distributions and hence is often referred to as *chi-bar-squared* distribution denoted $\bar{\chi}^2$ (Shapiro, 1988).

In general, it is very difficult to derive explicit expressions for the weights for the asymptotic null distribution in (4.14). For polyhedral cones, i.e., the cones defined by a finite number of linear constraints, one can calculate the weights; otherwise, the weights are not easy to determine. For the general case of non-polyhedral cones, closed-form expressions for weights are quite complicated; hence, Section 3.5 of Silvapulla and Sen (2004) provide a simulation based approach. Takemura and Kuriki (1997) clarify the geometric meaning of the weights when the boundary of the cone is smooth or piecewise smooth. In certain special cases of \mathcal{K} , weights are known explicitly or can be evaluated numerically. However, as the following example demonstrates, in the case of order restricted testing problem, one does not have a smooth cone or smooth manifold and hence a more general approach to determine the weights is warranted which is described in Section 5.

EXAMPLE 2. (Asymptotic null distribution of S_N for three treatment groups).

Consider the problem of order restricted testing with three treatment groups. Under $H_0^o : \mu_1 = \mu_2 = \mu_3$, the asymptotic distribution in (5) has an explicit expression as derived next. In this scenario, the convex cone \mathcal{K} is defined by the region between the two vectors defining the constraints in (3.3). Let ϕ be the angle of the cone $\mathcal{K} \subset \mathbb{R}^2$ at the vertex. Note that the angles (in radians) of \mathcal{K} and \mathcal{K}^0 at their vertices sum to π . By dividing the plane into four regions, we consider the distribution of $\|\mathcal{P}_{\mathcal{K}} \mathbf{Z}\|^2$, conditional on \mathbf{Z} falling in each of these regions. From Fig. 3, it is clear that $\|\mathcal{P}_{\mathcal{K}} \mathbf{Z}\|^2$ has χ_0^2 distribution conditional on $\mathbf{Z} \in \mathcal{K}^0$ and $\mathcal{P}_{\mathcal{K}} \mathbf{Z} = 0$ with probability $(\pi - \phi)/(2\pi)$; has χ_1^2 distribution conditional on $\mathbf{Z} \in \mathcal{K}^\dagger$ or $\mathbf{Z} \in \mathcal{K}^*$ and $\mathcal{P}_{\mathcal{K}} \mathbf{Z} \sim N(\mathbf{0}, \mathbf{I})$ with a total probability of $1/2$; and has χ_2^2 distribution conditional on $\mathbf{Z} \in \mathcal{K}$ and $\mathcal{P}_{\mathcal{K}} \mathbf{Z} = \mathbf{Z}$ with probability $\phi/(2\pi)$. Therefore, for $d = 2$ and as $N \rightarrow \infty$,

$$S_N \xrightarrow{d} \|\mathcal{P}_{\mathcal{K}} \mathbf{Z}\|^2 \sim \left(\frac{1}{2} - \frac{\phi}{2\pi} \right) \chi_0^2 + \frac{1}{2} \chi_1^2 + \frac{\phi}{2\pi} \chi_2^2.$$

It remains to find ϕ which will be discussed in Example 4 in Section 5.1. In effect, S_N is asymptotically distributed as a mixture of χ^2 distributions. This occurs in the context of testing for two-component mixture model and the asymptotic null distribution of the LRT statistic (Lindsay, 1995; Lin, 1997; Pilla and Loader, 2003).

EXAMPLE 3. (Asymptotic null distribution of S_N under order restricted alternatives).

We consider the problem discussed in Section 2.3. Without loss of generality, follow-

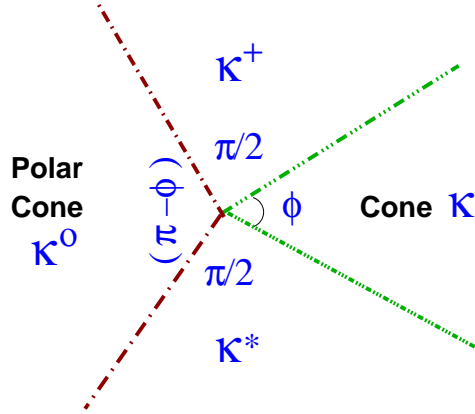


Figure 3: The cone \mathcal{K} and its polar cone \mathcal{K}^0 for the case of one-dimensional manifold \mathcal{M} (i.e., $d = 2$).

ing the definition of γ in Section 2.3, we assume that the first mp elements of $\gamma \in \mathbb{R}^r$ correspond to the regression parameter vectors β s and the next m elements correspond to the μ parameters—the parameters restricted under the hypothesis \mathcal{H}_0^o . From $\widehat{\text{Cov}}(\widehat{\gamma})$ derived in (2.9) and using the formula for the inverse of a partitioned matrix, one can find $\widehat{\text{Var}}(\widehat{\mu})$.

Due to independence of subjects between the groups, the covariance matrix has a block diagonal structure. Let $\mathbf{Z}^\dagger \sim N_m\{\mathbf{0}, \widehat{\text{Var}}^{-1}(\widehat{\mu})\}$ and $\widehat{\mathbf{w}} = (\widehat{w}_1, \dots, \widehat{w}_m)^T$ with $\widehat{w}_k^{-1} = \widehat{\text{Var}}(\widehat{\mu}_k)$.

In the order restricted testing problem, the asymptotic null distribution has an explicit expression. Under \mathcal{H}_0^o , for any $c > 0$, the result (4.14) simplifies to

$$\lim_{N \rightarrow \infty} \mathbb{P}(S_N \leq c) = \sum_{k=0}^d p(d - k + 1, d; \mathbf{w}) \mathbb{P}(\chi_{d-k}^2 \leq c),$$

where $p(k, d; \mathbf{w})$ is the probability that the projection of \mathbf{Z}^\dagger onto \mathfrak{C}_0 with a weight vector \mathbf{w} consists of exactly k distinct points [Section 2.4, Robertson et al. (1988)]. The unknown weight vector is replaced with $\widehat{\mathbf{w}}$. This problem is developed and treated in considerable detail by Qu and Pilla (2005). The weights $p(k, d; \mathbf{w})$ are referred to as chi-bar-square weights or level probabilities (Robertson et al., 1988). Such weights appear in the null asymptotic or exact distribution of several test statistics when there are inequality constraints on parameters. In certain cases, exact expressions for these weights are available and in other cases, one may obtain approximations or bounds (Silvapulla and Sen, 2004).

5 Asymptotic Null Distribution of S_N : The Volume-of-Tube Formula

In this section, we derive explicit expressions for the weights in the asymptotic null distribution of S_N using the Hotelling-Weyl-Naiman volume-of-tube formula. It is important to note that the upper tail probability (4.14) depends on the geometry of the manifold \mathcal{M} . As a first step, we derive parametric representations for \mathcal{M} and \mathcal{K} which in turn will enable explicit derivations for computing the geometric constants. Next, we establish the relation between $\|\mathcal{P}_{\mathcal{K}} \mathbf{Z}\|^2$ and the volume-of-tube formula.

5.1 Parametric Representation of \mathcal{M} and \mathcal{K}

From a geometrical perspective, the rows of the $(r \times d)$ -dimensional matrix \mathbf{P} span the space \mathcal{V}^\perp . From the orthogonal decomposition in Section 3, it follows that $\boldsymbol{\gamma} = \boldsymbol{\gamma}_1 + \boldsymbol{\gamma}_2 = \boldsymbol{\gamma}_1 + \mathbf{P}\boldsymbol{\nu}$ such that $\boldsymbol{\gamma}_1 \in \mathcal{V}$ and for some $\boldsymbol{\nu} \in \mathfrak{R}^d$.

ASSUMPTION A10. The d -dimensional parameter vector $\boldsymbol{\nu}$ is restricted to a convex cone $\mathcal{N} \subset \mathfrak{R}^d$.

Given that $\boldsymbol{\gamma} \in \mathfrak{C} = \{\mathbf{P}\boldsymbol{\nu} : \boldsymbol{\nu} \in \mathcal{N}\}$, the hypothesis (1.2) becomes

$$\mathcal{H}_0^4 : \boldsymbol{\nu} = \mathbf{0} \quad \text{versus} \quad \mathcal{H}_1^4 : \boldsymbol{\nu} \in \mathcal{N}. \quad (5.1)$$

The following proposition is required to represent \mathcal{K} and \mathcal{M} in a parametric form.

PROPOSITION 2. The matrix $\mathbf{P}^\dagger := (\mathbf{L}^{-1})^T \mathbf{P}$ forms a basis for $(\mathcal{V}^\dagger)^\perp$, where $\mathcal{V}^\dagger = \mathbf{L}\mathcal{V}$.

PROOF. Let $\mathbf{y} := \{\mathbf{L}\mathbf{z} \text{ for some } \mathbf{z} \in \mathcal{V}\}$. If $\mathbf{x} \in (\mathcal{V}^\dagger)^\perp$, then for any $\mathbf{y} \in \mathcal{V}^\dagger$ it follows that $\langle \mathbf{x}, \mathbf{y} \rangle = 0$. Let \mathbf{x}^\dagger be a column vector of \mathbf{P}^\dagger ; hence, $\mathbf{x}^\dagger = \mathbf{P}^\dagger \boldsymbol{\nu}$ for some vector $\boldsymbol{\nu} = (\nu_1, \dots, \nu_d) \in \mathfrak{R}^d$. Moreover, $\mathbf{P}\boldsymbol{\nu} \in \mathcal{V}^\perp$ since \mathbf{P} is a basis matrix for \mathcal{V}^\perp . The claim is that $\mathbf{x} \in (\mathcal{V}^\dagger)^\perp$ if and only if $\mathbf{z} \in \mathcal{V}$; hence, $\langle \mathbf{x}, \mathbf{L}\mathbf{z} \rangle = 0$. We verify that $\mathbf{x}^\dagger \in (\mathcal{V}^\dagger)^\perp$; that is, $\langle \mathbf{x}^\dagger, \mathbf{L}\mathbf{z} \rangle = 0$ for all $\mathbf{z} \in \mathcal{V}$. It is clear that $(\mathbf{x}^\dagger)^T \mathbf{L}\mathbf{z} = (\mathbf{P}\boldsymbol{\nu})^T \mathbf{L}^{-1} \mathbf{L}\mathbf{z} = \langle \mathbf{P}\boldsymbol{\nu}, \mathbf{z} \rangle = 0$ since $\mathbf{z} \in \mathcal{V}$ and $\mathbf{P}\boldsymbol{\nu} \in \mathcal{V}^\perp$. Some d -dimensional subspace is spanned by the columns of \mathbf{P}^\dagger and each column of \mathbf{P}^\dagger is in $(\mathcal{V}^\dagger)^\perp$. Therefore, the space spanned by \mathbf{P}^\dagger is a subspace of $(\mathcal{V}^\dagger)^\perp$. However, this subspace and $(\mathcal{V}^\dagger)^\perp$ have the same dimension d , therefore the subspace is indeed $(\mathcal{V}^\dagger)^\perp$. ■

We return to the orthogonal decomposition $\boldsymbol{\theta} = \boldsymbol{\theta}_1 + \boldsymbol{\theta}_2$ such that $\boldsymbol{\theta}_1 \in \mathcal{V}^\dagger$ and

$\boldsymbol{\theta}_2 \in (\mathcal{V}^\dagger)^\perp$. Proposition 2 ensures the following representation:

$$\begin{aligned}
\boldsymbol{\theta}_2 &= \mathcal{P}_{(\mathcal{V}^\dagger)^\perp} \boldsymbol{\theta} = \mathcal{P}_{\mathbf{P}^\dagger} \boldsymbol{\theta} \\
&= \mathbf{P}^\dagger \left\{ (\mathbf{P}^\dagger)^T \mathbf{P}^\dagger \right\}^{-1} (\mathbf{P}^\dagger)^T \boldsymbol{\theta} \\
&= \mathbf{P}^\dagger \left\{ \mathbf{P}^T \mathbf{J}(\gamma_0) \mathbf{P} \right\}^{-1} \mathbf{P}^T \mathbf{L}^{-1} \boldsymbol{\theta} \quad \text{since } \mathbf{L}^T \mathbf{L} = \mathbf{J}(\gamma_0) \\
&= \sqrt{N} \mathbf{P}^\dagger \left\{ \mathbf{P}^T \mathbf{J}(\gamma_0) \mathbf{P} \right\}^{-1} \mathbf{P}^T (\gamma_1 + \mathbf{P} \boldsymbol{\nu}) \\
&= \sqrt{N} \mathbf{H} \boldsymbol{\nu} \quad \text{since } \mathbf{P}^T \gamma_1 = \mathbf{0},
\end{aligned} \tag{5.2}$$

where

$$\mathbf{H} := \mathbf{P}^\dagger \left\{ \mathbf{P}^T \mathbf{J}(\gamma_0) \mathbf{P} \right\}^{-1} \mathbf{P}^T \mathbf{P}. \tag{5.3}$$

Next, we represent the d -dimensional cone $\mathcal{K} = \{\mathbf{L}(\boldsymbol{\mathcal{C}} \oplus \mathcal{V})\} \cap \{(\mathcal{V}^\dagger)^\perp\}$ and the $(d-1)$ -dimensional manifold $\mathcal{M} = \mathcal{K} \cap \mathcal{S}^{(d-1)}$ in the parametric form by considering a vector function $\mathcal{T}(\boldsymbol{\nu}) : \mathcal{N} \subset \mathbb{R}^d \rightarrow \mathcal{M} \subset \mathbb{R}^{(d-1)}$, where $\boldsymbol{\nu} \in \mathcal{N}$. That is,

$$\mathcal{T}(\boldsymbol{\nu}) := \{\mathbf{H} \boldsymbol{\nu} : \boldsymbol{\nu} \in \mathcal{N} \subset \mathbb{R}^d \text{ and } \|\mathbf{H} \boldsymbol{\nu}\| = 1\}, \tag{5.4}$$

where \mathbf{H} is an $(r \times d)$ matrix defined in (5.3). Therefore, a $(d-1)$ -dimensional manifold on the surface of the unit sphere $\mathcal{S}^{(d-1)}$ embedded in a d -dimensional Euclidean space \mathbb{R}^d is $\mathcal{M} = \{\mathcal{T}(\boldsymbol{\nu}) \in \mathcal{S}^{(d-1)} : \boldsymbol{\nu} \in \mathcal{N} \subset \mathbb{R}^d\}$ and a d -dimensional convex cone is $\mathcal{K} = \{\mathbf{H} \boldsymbol{\nu} : \boldsymbol{\nu} \in \mathcal{N} \subset \mathbb{R}^d\}$.

EXAMPLE 4. (Explicit Expressions for the cone $\mathcal{N} \subset \mathbb{R}^2$ and the angle ϕ of \mathcal{K}).

Consider the problem of testing for order restricted hypothesis with correlated data. If $\mathcal{H}_1^o : \mu_1 > \mu_2 > \mu_3$, then the choice of \mathbf{P} is given in Example 1. Therefore, $\boldsymbol{\gamma}_2 = \mathbf{P} \boldsymbol{\nu}$ corresponds to $\mu_1 = \nu_0 + \nu_1 + \nu_2$, $\mu_2 = \nu_0 - \nu_1 + \nu_2$ and $\mu_3 = \nu_0 - 2\nu_2$, where $\nu_0 = (\mu_1 + \mu_2 + \mu_3)/3$. The constraints $\mu_1 > \mu_2$ and $\mu_2 > \mu_3$ under \mathcal{H}_1^o yield respectively, $\nu_1 > 0$ and $\nu_2 > \nu_1/3$. Consequently, the convex cone $\mathcal{N} = \{\boldsymbol{\nu} : \nu_1 > 0, \nu_2 > \nu_1/3\}$. It is clear that $\boldsymbol{\nu}$ lies in the cone bounded by the vectors $\mathbf{v}_1 = (1, 1/3)^T$ and $\mathbf{v}_2 = (0, 1)^T$. The cone \mathcal{K} is then bounded by the $\boldsymbol{\theta}_2$ -component of $\mathbf{L} \mathbf{P} \mathbf{v}_1$ and $\mathbf{L} \mathbf{P} \mathbf{v}_2$. Hence

$$\cos(\phi) = \left\langle \frac{\mathbf{H} \mathbf{v}_1}{\|\mathbf{H} \mathbf{v}_1\|}, \frac{\mathbf{H} \mathbf{v}_2}{\|\mathbf{H} \mathbf{v}_2\|} \right\rangle$$

yields an explicit expression for the angle ϕ defined in Example 2.

5.2 Relation Between $\|\mathcal{P}_{\mathcal{K}} \mathbf{Z}\|^2$ and the Volume-of-Tube Formula

Hotelling (1939) derived the volume of a tube about a curve on the surface of a hypersphere in the context of significance testing for nonlinear regression. In a second

pioneering paper, [Weyl \(1939\)](#) extended the work of Hotelling to higher-dimensional manifolds without boundaries, deriving elegant expressions for the volume-of-tube of a manifold lying in a hypersphere. The seminal work of [Naiman \(1990\)](#) extended the Hotelling-Weyl theory to cases where the manifold has spherical end caps or boundaries.

In this section, we establish the connection between the distribution of a squared length of projection of \mathbf{Z} onto \mathcal{K} and the volume-of-tube problem. We take a different approach from [Lin and Lindsay \(1997\)](#) in order to cast in the general framework of this article. The geodesic (or angular) distance between two points on any manifold is defined as the shortest measured distance between the points *within* the manifold itself.

DEFINITION 3. The spherical *tube* around the topological $(d-1)$ -dimensional manifold \mathcal{M} of Euclidean radius ϱ or geodesic radius ϕ embedded in $\mathcal{S}^{(d-1)}$ is defined as

$$\begin{aligned} \mathfrak{T}(\varrho, \mathcal{M}) &= \left\{ \mathbf{u} \in \mathcal{S}^{(d-1)} : \inf_{\boldsymbol{\nu} \in \mathcal{N}} \|\mathbf{u} - \mathcal{T}(\boldsymbol{\nu})\| \leq \varrho \right\} \\ \text{or } \mathfrak{T}(\phi, \mathcal{M}) &= \left\{ \mathbf{u} \in \mathcal{S}^{(d-1)} : \sup_{\boldsymbol{\nu} \in \mathcal{N}} |\langle \mathbf{u}, \mathcal{T}(\boldsymbol{\nu}) \rangle| \geq \cos(\phi) \right\}, \end{aligned}$$

where $\varrho = \sqrt{2\{1 - \cos(\phi)\}}$, $\boldsymbol{\nu} \in \mathcal{N}$ and $\dim(\mathcal{N}) = d$.

Since $\mathcal{S}^{(d-1)}$ is also a manifold and $\mathfrak{T} \subset \mathcal{S}^{(d-1)}$, the geodesic distance between two points on \mathfrak{T} is the length of the segment of the great circle (arc) connecting the two points.

We view each ray $\{\zeta \boldsymbol{\eta} : \zeta \geq 0\}$ as a cone on which to make a projection, yielding $\widehat{\mathbf{Z}}_{\boldsymbol{\eta}}$ that depends on $\boldsymbol{\eta}$. We redefine the cone as $\mathcal{K} := \{\zeta \boldsymbol{\eta} : \zeta > 0, \|\boldsymbol{\eta}\| = 1\}$ so that $\mathcal{P}_{\mathcal{K}} \mathbf{Z} = \arg \min_{\boldsymbol{\eta} \in \mathcal{K}} \|\zeta \boldsymbol{\eta} - \mathbf{Z}\|^2 = \sup_{\boldsymbol{\eta} \in \mathcal{K}} \langle \boldsymbol{\eta}, \mathbf{Z} \rangle_+$, where $\langle \cdot, \cdot \rangle_+$ denotes the positive part of the inner product. In effect, $\|\mathcal{P}_{\mathcal{K}} \mathbf{Z}\|^2 = \{\sup_{\boldsymbol{\eta} \in \mathcal{K}} \langle \boldsymbol{\eta}, \mathbf{Z} \rangle_+\}^2$ [see p. 99, [Lindsay \(1995\)](#) for details].

In order to reduce the problem to that of a uniform process, we condition on $\|\mathbf{Z}\|^2$

and integrate over the conditional distribution. Consequently,

$$\begin{aligned}
\mathbb{P}(\|\mathcal{P}_{\mathcal{K}} \mathbf{Z}\|^2 \leq c) &= \mathbb{P} \left\{ \left(\sup_{\boldsymbol{\eta} \in \mathcal{K}} \langle \boldsymbol{\eta}, \mathbf{Z} \rangle_+ \right)^2 \leq c \right\} \\
&= \mathbb{P} \left\{ \left(\sup_{\boldsymbol{\eta} \in \mathcal{K}} \left\langle \boldsymbol{\eta}, \frac{\mathbf{Z}}{\|\mathbf{Z}\|} \right\rangle_+ \right)^2 \leq \frac{c}{\|\mathbf{Z}\|^2} \right\} \\
&= \int_c^\infty \mathbb{P} \left\{ \left(\sup_{\boldsymbol{\eta} \in \mathcal{K}} \langle \boldsymbol{\eta}, \mathbf{U} \rangle_+ \right)^2 \leq \frac{c}{z} \mid \|\mathbf{Z}\|^2 = z \right\} f_r(z) dz \\
&= \int_c^\infty \mathbb{P} \left(\sup_{\boldsymbol{\eta} \in \mathcal{K}} \langle \boldsymbol{\eta}, \mathbf{U} \rangle_+ \leq \sqrt{\frac{c}{z}} \right) f_r(z) dz, \tag{5.5}
\end{aligned}$$

where $\mathbf{U} = (Z_1/\|\mathbf{Z}\|, \dots, Z_r/\|\mathbf{Z}\|)$ is uniformly distributed on \mathcal{S}^r , an r -dimensional unit sphere embedded in $\mathfrak{R}^{(r+1)}$, and $f_r(z)$ is a chi-square density with r degrees of freedom. Therefore, the right-hand side of (4.14) can be determined using (5.5), provided the probability in the integrand can be found, at least approximately.

REMARK 3. The uniformity property of \mathbf{U} reduces the problem of finding $\mathbb{P}(\sup_{\boldsymbol{\eta}} \langle \boldsymbol{\eta}, \mathbf{U} \rangle_+ \leq \sqrt{c/z})$ to that of determining the volume (surface area) of the unit sphere \mathcal{S}^r . Pilla and Loader (2003) exploit this approach in deriving inferential theory for significance testing for the order of a mixture model from smooth families of densities, including multivariate mixtures.

It is worth noting that another method for obtaining the asymptotic expansion of the tail probability of the $\sup \langle \boldsymbol{\eta}, \mathbf{Z} \rangle_+$ is the *Euler-Poincarè characteristic* \mathcal{E} method, developed by Adler (1981) and Worsley (1995a,b), where the expectation of the \mathcal{E} of an excursion set is evaluated. Takemura and Kuriki (2002) establish the equivalence between the tube and Euler characteristic methods under the assumption that \mathcal{M} is a manifold with piecewise smooth boundary.

The volume of $\mathfrak{T}(\phi, \mathcal{M})$, denoted $\vartheta_{\mathcal{M}}(\phi)$, equals $\cos^{-1}(\sqrt{c/z})$. Note that two end points of the tube create two hemispherical caps; hence, corrections proposed by Naiman (1990) should be employed in this scenario. Consequently,

$$\begin{aligned}
\mathbb{P} \left(\sup_{\boldsymbol{\eta} \in \mathcal{K}} \langle \boldsymbol{\eta}, \mathbf{U} \rangle_+ \leq \sqrt{\frac{c}{z}} \right) &= \mathbb{P} \{ \mathbf{U} \in \mathfrak{T}(\phi, \mathcal{M}) \} \\
&= \frac{\text{Vol}\{\mathfrak{T}(\phi, \mathcal{M})\}}{\omega_{r-1}} \\
&= \frac{\vartheta_{\mathcal{M}}(\phi)}{\omega_{r-1}}, \tag{5.6}
\end{aligned}$$

where $\omega_{r-1} = 2\pi^{r/2}/\Gamma(r/2)$ is the volume of the unit sphere \mathcal{S}^r . Therefore, (5.5) and (5.6) establish a connection between $\|\mathcal{P}_{\mathcal{K}}\mathbf{Z}\|^2$ and volume of the tube $\mathfrak{T}(\phi, \mathcal{M})$ around \mathcal{M} embedded in \mathcal{S}^r . Essentially, we established that the distribution of $\|\mathcal{P}_{\mathcal{K}}\mathbf{Z}\|^2$ can be determined explicitly by finding $\vartheta_{\mathcal{M}}(\phi)$ for any $0 \leq \phi \leq \pi/2$.

5.3 Asymptotic Distribution for Lower Dimensional Manifolds

For one and zero-dimensional manifolds, the following theorem provides the weights and the proof follows from Pilla and Loader (2003).

THEOREM 6. *Under assumptions A1–A10 and when $\mathcal{H}_0: \gamma \in \mathcal{V}$ holds, the asymptotic distribution of S_N for $d \leq 2$ and $c > 0$ is*

$$\begin{aligned} \lim_{N \rightarrow \infty} \mathbb{P}(S_N \leq c) &= \mathbb{P}(\|\mathcal{P}_{\mathcal{K}}\mathbf{Z}\|^2 \leq c) \\ &= \frac{1}{2} \mathbb{P}(\chi_1^2 \leq c) \quad \text{if } \mathcal{M} \text{ is zero-dimensional } (d = 1) \\ &= \frac{\kappa_0}{2\pi} \mathbb{P}(\chi_2^2 \leq c) + \frac{\ell_0}{4} \mathbb{P}(\chi_1^2 \leq c) \quad \text{if } \mathcal{M} \text{ is one-dimensional } (d = 2), \end{aligned}$$

where κ_0 is the length of the manifold and ℓ_0 is the number of boundary caps which equals 2.

REMARK 4. We have an exact result in terms of the volume-of-tube formula as the latter is exact for the Gaussian process on a convex manifold \mathcal{M} . However, Pilla and Loader (2003) considered the “normalized score process” which is not Gaussian and hence only an approximation. The above result is same as that obtained by Lin and Lindsay (1997); however, we provide a formula for κ_0 using the parametric representation of the manifold which is derived in the Appendix.

We motivate the geometric concepts and the asymptotic null distribution of S_N through the order restricted alternatives for correlated data. We define a “corner” to mean a point where two faces of the boundary of the manifold meet.

EXAMPLE 5. (Geometry of \mathcal{M} for the order restricted alternative).

We assume that $n_i = n$ ($i = 1, \dots, N$) and the number of subjects in each group is the same so that we have a balanced design. For $d = 2$, the unit circle $\mathcal{S}^1 \subset \mathfrak{R}^2$; hence, $\omega_1 = 2\pi$ and for $d = 1$, the unit sphere $\mathcal{S}^0 \subset \mathfrak{R}$ equals $[-1, 1]$ so that $\omega_0 = 2$. Consider three treatment groups ($m = 3$), then the number of restrictions $d = 2$ corresponding to $\mu_1 < \mu_2 < \mu_3$. Therefore, $\dim(\mathcal{K}) = 2$ and \mathcal{M} is just an arc with two end points. Suppose $m = 4$ corresponding to three constraints, then \mathcal{M} is a spherical triangle. The

interior corresponds to $\mu_1 < \dots < \mu_4$ with three corners $\mu_1 = \mu_2 = \mu_3; \mu_2 = \mu_3, \mu_3 = \mu_4; \mu_1 = \mu_2, \mu_3 = \mu_4$ and three edges $\mu_1 = \mu_2, \mu_2 = \mu_3, \mu_3 = \mu_4$.

5.4 Asymptotic Distribution for Higher Dimensional Manifolds

Example 5 demonstrates that determining the volume of the tube for $d \geq 3$ depends on the geometry of \mathcal{M} . Naiman (1990) derives expressions for the volume of a tube by decomposing into different sections, corresponding to the main part of the manifold; hemispherical caps along boundaries of the manifold; circular wedges at the boundaries and so on. Adding up these terms yields a series involving partial beta functions [Lemma 3.6 of Naiman (1990)]. Substituting these terms into (5.5) yields a series involving partial gamma functions; the first four terms of which are given in the next theorem whose proof essentially follows from Pilla and Loader (2003) and hence is omitted.

THEOREM 7. *Under assumptions A1–A9 and when $\mathcal{H}_0: \gamma \in \mathcal{V}$ holds, the asymptotic distribution of S_N for $d \geq 3$ and $c > 0$ is*

$$\begin{aligned} \lim_{N \rightarrow \infty} \mathbb{P}(S_N \leq c) &= \mathbb{P}(\|\mathcal{P}_{\mathcal{K}} \mathbf{Z}\|^2 \leq c) \\ &= \frac{\kappa_0}{\omega_{d-1}} \mathbb{P}(\chi_d^2 \leq c) + \frac{\ell_0}{2\omega_{d-2}} \mathbb{P}(\chi_{d-1}^2 \leq c) \\ &\quad + \frac{(\kappa_2 + \ell_1 + v_0)}{2\pi\omega_{d-3}} \mathbb{P}(\chi_{d-2}^2 \leq c) \\ &\quad + \frac{(\ell_2 + v_1 + \tau)}{4\pi\omega_{d-4}} \mathbb{P}(\chi_{d-3}^2 \leq c) + o(c^{(d-5)/2} e^{-c/2}) \end{aligned} \quad (5.7)$$

as $c \rightarrow \infty$, where κ_0 is the $(d-1)$ -dimensional volume of the manifold \mathcal{M} ; κ_2 is the measure of curvature of \mathcal{M} ; ℓ_0 is the $(d-2)$ -dimensional volume of the boundaries of \mathcal{M} ; ℓ_1 is the measure of rotation of the boundary; ℓ_2 is the measure of curvature similar to κ_2 ; v_0 is the measure of rotation angles at points (or along edges) where two boundary faces meet; v_1 is the combination of these rotation angles with the rotation of the edges; and τ is the measure of the size of wedges at corners where three boundary faces of \mathcal{M} meet.

It is important to note that determining the weights in Theorem 2.1 of Takemura and Kuriki (1997) for independent data case can be determined via the volume of formula due to the above theorem.

When the critical radius of the manifold (Naiman, 1990) is greater than or equal to $\pi/2$, all of the coefficients in (5.7) are nonnegative leading to a finite mixture of chi-square distributions or $\bar{\chi}^2$ distribution. The critical radius is $\geq \pi/2$ if and only if

the smallest cone containing \mathcal{M} is convex. Lemma 2.1 of [Takemura and Kuriki \(2002\)](#) provides a formula for computing the critical radius.

5.5 Explicit Expressions for the Geometric Constants

We derive explicit expressions for the geometric constants, including the boundary corrections, in the asymptotic null distribution of S_N using the representation of $\mathcal{T}(\boldsymbol{\nu})$ in (5.4), and its derivatives. Our main goal is to present forms suitable for computation by reducing the constants to integrals over appropriate parts of \mathcal{M} .

The profound result of Gauss-Bonnet theorem ([Do Carmo, 1976](#); [Milman and Parker, 1977](#)) connecting curvatures of manifolds with the Euler-Poincarè characteristic [see for instance, [Worsley \(1995a,b\)](#); [Adler and Taylor \(2004\)](#) for details] can be employed to find some of the geometric constants appearing in Theorem 7. When \mathcal{M} is two-dimensional (i.e., $d = 3$), the number of pieces contributing to \mathcal{M} minus the number of holes equals \mathcal{E} . In particular, $\kappa_2 + \ell_1 + v_0 = 2\pi\mathcal{E} - \kappa_0$ which eliminates the need to compute κ_2, ℓ_1 and v_0 directly.

REMARK 5. [Lin and Lindsay \(1997\)](#) assume that the cone is convex and smooth; hence no corners (i.e., $v_0 = 0$). They assume that the boundary of \mathcal{M} (i.e., ℓ_0), denoted $\partial\mathcal{M}$, can be parameterized via γ (different from our previous notation used for the parameter vector $\boldsymbol{\gamma}$) by the arc length s . In their notation, $|\mathcal{M}|$ is the volume of \mathcal{M} (i.e., κ_0), κ_g is the geodesic curvature of γ and they considered $\int_{\partial\mathcal{M}} \kappa_g ds$ (i.e., ℓ_1). They apply the Gauss-Bonnet theorem as well to evaluate $\int_{\partial\mathcal{M}} \kappa_g ds$. It is clear that, both the Theorem 3.1 and the result for $d = 3$ presented in Section 4 of [Lin and Lindsay \(1997\)](#) become special cases of our general result established in Theorem 7.

REMARK 6. For convex manifolds, $\kappa_2 = 0$ in (5.7). In the case of order restricted alternatives, the manifold \mathcal{M} is a high-dimensional tetrahedron whose corners correspond to the constraints imposed on $\boldsymbol{\gamma}$ under \mathcal{H}_1 ; hence $v_0 \neq 0$. Also, $\ell_2 = 0$ in the special case of order restricted testing problem.

The Appendix derives the geometric constants using the parametric representation of the manifold \mathcal{M} .

6 Power Under a Sequence of Local Alternatives

In this section, we derive an asymptotic lower bound for the power of the GQS statistic under a sequence of local alternatives in \mathcal{K} as it is of interest to compare these results

with a test against the unrestricted alternative. To the best of the author's knowledge, a lower bound has not been established in the literature even for independent data; hence it would be an interesting one to work out.

From the parameterization defined in Section 5.1, $\boldsymbol{\gamma} = \boldsymbol{\gamma}_1 + \mathbf{P}\boldsymbol{\nu}$ such that $\boldsymbol{\gamma}_1 \in \mathcal{V}$ and $\boldsymbol{\nu} \in \mathcal{N}$. Following the hypothesis (5.1), we consider a sequence of local alternatives of the form

$$\boldsymbol{\nu}_N = \frac{\boldsymbol{\nu}^\dagger}{\sqrt{N}} \quad \text{for a fixed vector } \boldsymbol{\nu}^\dagger \in \mathcal{N} \subset \mathbb{R}^d \quad \text{and } N = 1, 2, \dots \quad (6.1)$$

From the derivation of $\boldsymbol{\theta}_2$ in (5.2), the relation $\boldsymbol{\theta}_2 = \sqrt{N}\mathbf{H}\boldsymbol{\nu}_N = \mathbf{H}\boldsymbol{\nu}^\dagger$ holds under the sequence of local alternatives (6.1).

6.1 Unrestricted Test for a Sequence of Local Alternatives

As a first step, we define a statistic for testing $\mathcal{H}_0 : \boldsymbol{\gamma} \in \mathcal{V}$ against the unrestricted alternative $\mathcal{H}_2 : \boldsymbol{\gamma} \in \mathcal{G}$ as

$$S_N^\dagger := \{\mathcal{Q}_N(\bar{\boldsymbol{\gamma}}) - \mathcal{Q}_N(\hat{\boldsymbol{\gamma}})\},$$

where $\hat{\boldsymbol{\gamma}}$ and $\bar{\boldsymbol{\gamma}}$ are defined in (2.4) and (2.6), respectively. Using the arguments similar to Theorem 1 and the result (4.9), it is easy to verify that $\hat{\boldsymbol{\theta}} \xrightarrow{d} \mathbf{Z}^\dagger \sim N_r(\mathbf{H}\boldsymbol{\nu}^\dagger, \mathbf{I}_r)$ under the sequence of local alternatives.

Following the arguments given in Robertson et al. (1988) and Pilla and Loader (2005), it is easy to verify the next lemma.

LEMMA 6. *The asymptotic local power of the unrestricted test statistic S_N^\dagger for a sequence of alternatives (6.1) is*

$$\lim_{N \rightarrow \infty} \mathbb{P}\left(S_N^\dagger \geq b_1\right) = \mathbb{P}\left\{\chi_r^2(\delta^2) \geq b_1\right\}, \quad (6.2)$$

where $b_1 > 0$ is a constant, $\delta = \|\mathbf{H}\boldsymbol{\nu}^\dagger\|$ and $\chi_r^2(\delta^2)$ is the chi-square distribution with a non-centrality parameter δ^2 and with r degrees of freedom.

The above result is equivalent to Theorem 7 of Pilla and Loader (2005); however, here the non-centrality parameter δ is represented in terms of \mathbf{H} . Lemma 6 yields an exact local power and the next one establishes a lower bound for S_N^\dagger .

LEMMA 7. *A lower bound for the asymptotic power of S_N^\dagger , under a sequence of alternatives defined in (6.1) is*

$$\lim_{N \rightarrow \infty} \mathbb{P}\left(S_N^\dagger \geq b_1\right) \geq 1 - \Phi\left(\sqrt{b_1} - \delta\right).$$

It is worth noting that finding the asymptotic power for S_N under the sequence of local alternatives in \mathcal{K} is hard and it does not have a simple weighted non-central chi-squared distribution with a pre-specified non-centrality parameter.

6.2 Restricted Test for a Sequence of Local Alternatives

We derive the lower bound formula to demonstrate that S_N in (3.1) under restricted alternatives (i.e., testing for \mathcal{H}_0 against \mathcal{H}_1) is locally more powerful than the statistic S_N^\dagger under no restriction (i.e., testing for \mathcal{H}_0 against \mathcal{H}_2).

The following result gives an asymptotic lower bound for the power of S_N under a sequence of local alternatives in (6.1).

THEOREM 8. *A lower bound for the asymptotic power of S_N for a sequence of alternatives defined in (6.1) is*

$$\lim_{N \rightarrow \infty} \mathbb{P}(S_N \geq b_2) \geq \mathbb{P}\left(N(\delta, 1) \geq \sqrt{b_2}\right) = 1 - \Phi\left(\sqrt{b_2} - \delta\right),$$

where $b_2 > 0$ is a constant, $\delta := \|\mathbf{H}\boldsymbol{\nu}^\dagger\|$ and Φ is the standard Gaussian cumulative distribution.

PROOF. Let $\mathbf{w} = \arg \min_{\mathbf{b} \in \mathcal{K}} \|\mathbf{Z}^\dagger - \mathbf{b}\|^2$, where $\mathbf{Z}^\dagger \sim N_r(\mathbf{H}\boldsymbol{\nu}^\dagger, \mathbf{I}_r)$, then $\mathbf{w} = \mathcal{P}_{\mathcal{K}} \mathbf{Z}^\dagger$. Let $\mathcal{L} = \{c\mathbf{H}\boldsymbol{\nu}^\dagger : c > 0\}$ and $\mathbf{w}' = \arg \min_{\mathbf{a} \in \mathcal{L}} \|\mathbf{Z}^\dagger - \mathbf{a}\|^2$, then $\mathbf{w}' = \mathcal{P}_{\mathcal{L}} \mathbf{Z}^\dagger$. Since $\mathcal{L} \subset \mathcal{K}$, it follows that $\|\mathbf{w}\| \geq \|\mathbf{w}'\|$. Equivalently, $\|\mathcal{P}_{\mathcal{K}} \mathbf{Z}^\dagger\| \geq \|\mathcal{P}_{\mathcal{L}} \mathbf{Z}^\dagger\|$.

Let $\mathbf{a} = \mathbf{H}\boldsymbol{\nu}^\dagger / \|\mathbf{H}\boldsymbol{\nu}^\dagger\|$ so that $\|\mathbf{a}\| = 1$. It is clear that $\|\mathbf{w}'\| = \langle \mathbf{a}, \mathbf{Z}^\dagger \rangle_+$. The proof of $\langle \mathbf{a}, \mathbf{Z}^\dagger \rangle \sim N(\delta, 1)$ is presented next. We have $\mathbb{E}\{\langle \mathbf{a}, \mathbf{Z}^\dagger \rangle\} = \langle \mathbf{H}\boldsymbol{\nu}^\dagger, \mathbf{H}\boldsymbol{\nu}^\dagger \rangle / \|\mathbf{H}\boldsymbol{\nu}^\dagger\| = \delta$ and $\text{Var}(\|\mathbf{w}'\|) = \|\mathbf{H}\boldsymbol{\nu}^\dagger\|^{-2} \text{Var}\{(\mathbf{H}\boldsymbol{\nu}^\dagger)^T \mathbf{Z}^\dagger\} = 1$, since $\mathbf{Z}^\dagger \sim N_r(\mathbf{H}\boldsymbol{\nu}^\dagger, \mathbf{I}_r)$. Therefore, the relation $\langle \mathbf{a}, \mathbf{Z}^\dagger \rangle \sim N(\delta, 1)$ holds. Furthermore, $\|\mathcal{P}_{\mathcal{K}} \mathbf{Z}^\dagger\| \geq \langle \mathbf{a}, \mathbf{Z}^\dagger \rangle$, since the right-hand side is the length of the projection of \mathbf{Z}^\dagger onto $\mathbf{H}\boldsymbol{\nu}^\dagger \in \mathcal{K}$ and $\langle \mathbf{a}, \mathbf{Z}^\dagger \rangle$ is distributed as $N(\delta, 1)$. The claim of the theorem follows from (4.8). \blacksquare

EXAMPLE 6. (Comparison of the local power of S_N^\dagger and S_N for the order restricted testing).

Define $\boldsymbol{\gamma}_N := (\boldsymbol{\beta}_1, \dots, \boldsymbol{\beta}_m; \mu_1, \mu_{2,N}, \dots, \mu_{m,N})$ as a sequence of local parameter vectors for $N = 1, 2, \dots$. The local alternatives take the form

$$\mu_{k,N} = \mu_{k-1,N} + \frac{\varepsilon_{k-1}}{\sqrt{N}} \quad \text{for } k = 2, \dots, m,$$

where $\varepsilon_1, \dots, \varepsilon_{m-1}$ are fixed negative constants. As $N \rightarrow \infty$, the sequence of local alternatives approach null hypothesis $\mathcal{H}_0: \boldsymbol{\gamma} \in \mathcal{V}$.

Consider three treatment groups ($m = 3$) leading to six possible orderings, with each order corresponding to an arc on the unit circle. Union of these six arcs comprises the unit circle \mathcal{S}^1 . Due to the balanced design assumption, each of these arcs is of the same length; therefore, the angle of the cone \mathcal{K} is $\phi = \pi/3 = 60^\circ$. At the level of significance $\alpha = 0.05$, the critical values corresponding to the two tests S_N and S_N^\dagger are $b_2 = 3.820$ and $b_1 = 5.991$, respectively. Table 1 presents the asymptotic lower bounds on the local power for the two tests. The table also presents the exact asymptotic local power for S_N^\dagger obtained using (6.2). It is clear that except for $\delta = 0$, the asymptotic local power of S_N is better than that of S_N^\dagger , in terms of both the lower bound and the exact power.

Table 1: Comparison of the local power of the tests for a given δ , the non-centrality parameter, when $m = 3$ and $\phi = \pi/3 = 60^\circ$.

δ	S_N	S_N^\dagger	
	Lower bound	Exact	Lower bound
0	0.025	0.050	0.007
1	0.170	0.133	0.074
2	0.518	0.416	0.327
3	0.852	0.771	0.710
4	0.980	0.957	0.940
5	0.999	0.996	0.995

7 Discussion

In this research, we developed inferential theory for the problem of testing under convex cone alternatives for correlated data. Such a problem occurs when interest lies in detecting ordering of treatment effects, while simultaneously modeling relationships with other covariates. We established that the GQS statistic is asymptotically equivalent to the squared length of the projection of the standard Gaussian vector onto an arbitrary convex cone with a nonempty interior. We further derived the asymptotic null distribution of the GQS statistic under convex cone alternatives for correlated data as a weighted χ^2 distribution. The weights in the asymptotic distribution are the mixed volumes of the convex cone and its polar cone which do not have explicit expressions except in special cases. For non-polyhedral cones, closed-form expressions for the weights are very complicated and therefore; often a simulation approach is employed for computing them

[Section 3.5, [Silvapulla and Sen \(2004\)](#)]. Therefore, we provided explicit formulas for the calculation of these weights via the Hotelling-Weyl-Naiman volume-of-tube formula around a convex manifold in the unit sphere.

Furthermore, we derived an asymptotic lower bound for the power of the test under a sequence of local alternatives in \mathcal{K} for correlated data which establishes that the test under restricted alternative is more powerful than the test under no restriction. We note that [Barlow et al. \(1972\)](#) and [Robertson et al. \(1988\)](#) derive the asymptotic power under specified alternative hypothesis. The current theory is applicable to many practical problems of interest including testing for a monotone regression function and for the analysis of clustered multi-categorical data.

APPENDIX: EXPLICIT EXPRESSIONS FOR THE WEIGHTS IN THE ASYMPTOTIC NULL DISTRIBUTION OF S_N

The parametric representation in Section 5.1 enables derivation of explicit expressions for determining the geometric constants $\kappa_0, \kappa_2, \ell_0, \ell_1, \ell_2, v_0, v_1$ and τ in the asymptotic null distribution of S_N in (5.7). Our main goal is to derive these constants in suitable forms for computation by reducing the evaluation of them to integrals over appropriate parts of the manifold.

In the parametric representation of \mathcal{M} , the function $\mathcal{T}(\boldsymbol{\nu})$ has an embedded constraint $\|\mathbf{H}\boldsymbol{\nu}\| = 1$ for a d -dimensional vector $\boldsymbol{\nu}$. Hence, we let $\boldsymbol{\nu} \equiv \boldsymbol{\nu}(\boldsymbol{\rho})$ and write $\mathbb{T}(\boldsymbol{\rho}) = \mathcal{T}(\boldsymbol{\nu}(\boldsymbol{\rho}))$, where $\boldsymbol{\rho} \in \mathcal{N}^\dagger$ is a $(d-1)$ -dimensional vector. For example, such a transformation can be carried out using the polar co-ordinates. We express

$$\mathbb{T}(\boldsymbol{\rho}) = \{\mathbb{T}^1(\rho_1, \dots, \rho_{d-1}), \dots, \mathbb{T}^r(\rho_1, \dots, \rho_{d-1})\}$$

for the parametric representation of \mathcal{M} .

ASSUMPTION A11. The transformation $\mathbb{T}(\boldsymbol{\rho})$ is one-to-one and each \mathbb{T}^j ($j = 1, \dots, r$) is twice continuously differentiable on $\mathcal{N}^\dagger \subset \mathfrak{R}^{(d-1)}$.

Define an $\{r \times (d-1)\}$ matrix $\mathbb{Q}(\boldsymbol{\rho}) := \{\mathbb{T}_1(\boldsymbol{\rho}) \cdots \mathbb{T}_{d-1}(\boldsymbol{\rho})\}$, where $\mathbb{T}_k(\boldsymbol{\rho}) = \partial \mathbb{T}(\boldsymbol{\rho}) / \partial \rho_k$ for $k = 1, \dots, (d-1)$ and $\mathbb{T}_1(\boldsymbol{\rho}), \dots, \mathbb{T}_{d-1}(\boldsymbol{\rho})$ are the column vectors.

The volume of the manifold \mathcal{M} can be expressed as

$$\kappa_0 = \int_{\boldsymbol{\rho} \in \mathcal{N}^\dagger} \det \{ \mathbb{Q}^T(\boldsymbol{\rho}) \mathbb{Q}(\boldsymbol{\rho}) \}^{\frac{1}{2}} d\boldsymbol{\rho}.$$

We describe the method to find κ_2 , although it is zero for convex manifolds, since finding the constant ℓ_2 is essentially same as that of computing κ_2 by simply treating each face

of the boundary as a new manifold. Note that in the special case of testing for order restriction, $\ell_2 = 0$. The measure of curvature of \mathcal{M} is expressed as

$$\kappa_2 = \int_{\boldsymbol{\rho} \in \mathcal{N}^\dagger} \frac{1}{2} \{ \Upsilon(\boldsymbol{\rho}) - (d-1)(d-2) \} \det \{ \mathbb{Q}^T(\boldsymbol{\rho}) \mathbb{Q}(\boldsymbol{\rho}) \}^{\frac{1}{2}} d\boldsymbol{\rho},$$

where $\Upsilon(\boldsymbol{\rho}) = 2 \sum_{k=2}^{d-1} \sum_{j=1}^{k-1} (\boldsymbol{\varpi}_{kk}^T \boldsymbol{\varpi}_{jj} - \boldsymbol{\varpi}_{kj}^T \boldsymbol{\varpi}_{jk})$ with

$$\boldsymbol{\varpi}_{jk}^T = \mathbf{e}_j^T \{ \mathbb{Q}^T(\boldsymbol{\rho}) \mathbb{Q}(\boldsymbol{\rho}) \}^{-1} \left\{ \frac{\partial}{\partial \rho_k} \mathbb{Q}(\boldsymbol{\rho}) \right\} \left[\mathbf{I}_{d-1} - \mathbb{Q}(\boldsymbol{\rho}) \{ \mathbb{Q}^T(\boldsymbol{\rho}) \mathbb{Q}(\boldsymbol{\rho}) \}^{-1} \mathbb{Q}^T(\boldsymbol{\rho}) \right]$$

and \mathbf{e}_j as the basis vector for $\mathfrak{R}^{(d-1)}$.

Next, ℓ_0 is the volume of the boundary, denoted $\partial \mathcal{M}$, and ℓ_1 measures the curvature of $\partial \mathcal{M}$ both of which need to be determined for each face of the boundary. For instance, on the face where $\rho_{d-1} = 1$, we can define $\mathbb{Q}_\dagger(\boldsymbol{\rho}) := \{ \mathbb{T}_1(\boldsymbol{\rho}) \cdots \mathbb{T}_{d-2}(\boldsymbol{\rho}) \}$ and

$$\mathbf{B}_{d-1}(\boldsymbol{\rho}) := \varphi \left[\mathbf{I}_{d-1} - \mathbb{Q}(\boldsymbol{\rho}) \{ \mathbb{Q}^T(\boldsymbol{\rho}) \mathbb{Q}(\boldsymbol{\rho}) \}^{-1} \mathbb{Q}^T(\boldsymbol{\rho}) \right] \mathbb{T}_{d-1}(\boldsymbol{\rho}),$$

where φ is a normalizing constant. The geometric constants ℓ_0 and ℓ_1 can be determined via

$$\ell_0 = \int_{\boldsymbol{\rho} \in \partial \mathcal{M}} \det \{ \mathbb{Q}_\dagger^T(\boldsymbol{\rho}) \mathbb{Q}_\dagger(\boldsymbol{\rho}) \}^{\frac{1}{2}} d\boldsymbol{\rho}$$

and

$$\ell_1 = \int_{\boldsymbol{\rho} \in \partial \mathcal{M}} \ell_1(\boldsymbol{\rho}) \det \{ \mathbb{Q}_\dagger^T(\boldsymbol{\rho}) \mathbb{Q}_\dagger(\boldsymbol{\rho}) \}^{\frac{1}{2}} d\boldsymbol{\rho},$$

where

$$\ell_1(\boldsymbol{\rho}) = - \sum_{k=1}^{d-2} \mathbf{e}_k^T \{ \mathbb{Q}_\dagger^T(\boldsymbol{\rho}) \mathbb{Q}_\dagger(\boldsymbol{\rho}) \}^{-1} \left\{ \frac{\partial}{\partial \rho_k} \mathbb{Q}_\dagger^T(\boldsymbol{\rho}) \right\} \mathbf{B}_{d-1}(\boldsymbol{\rho}).$$

Similarly,

$$v_1 = \int_{\boldsymbol{\rho} \in \partial^2 \mathcal{M}} v_1(\boldsymbol{\rho}) \det \{ \mathbb{Q}_\dagger^T(\boldsymbol{\rho}) \mathbb{Q}_\dagger(\boldsymbol{\rho}) \}^{\frac{1}{2}} d\boldsymbol{\rho},$$

where $\partial^2 \mathcal{M}$ is the region or corner where two boundary faces of the manifold \mathcal{M} meet,

$$v_1(\boldsymbol{\rho}) = - \sum_{k=1}^{d-3} \mathbf{e}_k^T \{ \mathbb{Q}_\dagger^T(\boldsymbol{\rho}) \mathbb{Q}_\dagger(\boldsymbol{\rho}) \}^{-1} \left\{ \frac{\partial}{\partial \rho_k} \mathbb{Q}_\dagger^T(\boldsymbol{\rho}) \right\} \{ \mathbf{B}_{d-2}(\boldsymbol{\rho}) + \mathbf{B}_{d-1}(\boldsymbol{\rho}) \} \tan \left\{ \frac{\phi(\boldsymbol{\rho})}{2} \right\}$$

and $\phi(\boldsymbol{\rho})$ is the angle between $\mathbf{B}_{d-2}(\boldsymbol{\rho})$ and $\mathbf{B}_{d-1}(\boldsymbol{\rho})$.

Note that since the manifold \mathcal{M} is of dimension $(d-1)$, $\partial \mathcal{M}$ and $\partial^2 \mathcal{M}$ are of dimensions $(d-2)$ and $(d-3)$, respectively.

Lastly, we consider the edges where two boundary faces meet. If we consider the edge where $\rho_{d-2} = \rho_{d-1} = 1$ and define $\mathbb{Q}_\dagger(\boldsymbol{\rho}) := \{\mathbb{T}_1(\boldsymbol{\rho}) \cdots \mathbb{T}_{d-3}(\boldsymbol{\rho})\}$, then

$$v_0 = \int_{\boldsymbol{\rho} \in \partial^2 \mathcal{M}} v_0(\boldsymbol{\rho}) \det \{ \mathbb{Q}_\dagger^T(\boldsymbol{\rho}) \mathbb{Q}_\dagger(\boldsymbol{\rho}) \}^{\frac{1}{2}} d\boldsymbol{\rho},$$

where $v_0(\boldsymbol{\rho}) = \arccos\{\langle \mathbf{B}_{d-2}(\boldsymbol{\rho}), \mathbf{B}_{d-1}(\boldsymbol{\rho}) \rangle\}$.

In order to find τ , we need to calculate the area of the spherical triangle which is achieved by the Euler's formula: area of the triangle equals $(\phi_1 + \phi_2 + \phi_3 - \pi)$, where ϕ_1, ϕ_2 and ϕ_3 are the three internal angles of the triangle. Loader (2004) describes the method of determining these angles by first finding the vectors defining the corners of the triangles.

Often, κ_0 is referred to as a first-order term, ℓ_0 as a second-order term, κ_2, ℓ_1 and ν_0 as third-order terms and ℓ_2, ν_1 and τ as fourth-order terms. For the applications considered in this article, it might be unnecessary to include higher-order terms.

Acknowledgments. The author is grateful to Catherine Loader for many stimulating discussions and for careful proofreading of the manuscript. Research supported in part by the National Science Foundation grant DMS 02-39053 and the Office of Naval Research grants N00014-02-1-0316 and N00014-04-1-0481.

References

- Adler, R. J. (1981). *The Geometry of Random Fields*. Wiley, Chichester.
- Adler, R. J. and Taylor, J. E. (2004). *Random Fields and Geometry*. In preparation, to be published by Birkhäuser, Boston.
- Barlow, R. E., Bartholomew, D. J., Bremner, J. M., and Brunk, H. D. (1972). *Statistical inference under order restrictions*. John Wiley & Sons, New York.
- Diggle, P. J., Liang, K. Y., and Zeger, S. L. (1994). *Analysis of Longitudinal Data*. Oxford University Press, New York.
- Do Carmo, M. (1976). *Differential Geometry of Curves and Surfaces*. Prentice-Hall, Englewood Cliffs, New Jersey.
- Hansen, L. (1982). Large sample properties of generalized method of moments estimators. *Econometrica*, 50:1029–1054.
- Hotelling, H. (1939). Tubes and spheres in n -spaces, and a class of statistical problems. *American Journal of Mathematics*, 61:440–460.
- Knowles, M. and Siegmund, D. (1989). On Hotelling’s geometric approach to testing for a nonlinear parameter in regression. *International Statistical Review*, 57:205–220.
- Lee, M.-J. (1996). *Methods of Moments and Semiparametric Econometrics for Limited Dependent Variable Models*. Springer, New York.
- Lin, Y. (1997). *The Likelihood Ratio Test of Mixture Hypothesis and the Tube Volume Problem*. PhD thesis, Department of Statistics, The Pennsylvania State University.
- Lin, Y. and Lindsay, B. G. (1997). Projections on cones, chi-bar squared distributions, and weyl’s formula. *Statistics and Probability Letters*, 32:367–376.
- Lindsay, B. G. (1995). *Mixture Models: Theory, Geometry and Applications*. IMS NSF-CBMS Regional Conference Series, Hayward.
- Loader, C. (2004). Computing volumes of tubular neighborhoods with boundary corrections. *Technical Report, Department of Statistics, Case Western Reserve University*.
- Milman, R. S. and Parker, G. D. (1977). *Elements of Differential Geometry*. Prentice-Hall, Englewood Cliffs, New Jersey.
- Naiman, D. Q. (1990). On volumes of tubular neighborhoods of spherical polyhedra and statistical inference. *The Annals of Statistics*, 18:685–716.

- Pilla, R. and Loader, C. (2005). On large-sample estimation and testing via quadratic inference functions for correlated data.
- Pilla, R. S. and Loader, C. (2003). The volume-of-tube formula: Perturbation tests, mixture models and scan statistics. *Technical Report, Department of Statistics, Case Western Reserve University*.
- Qu, A., Lindsay, B. G., and Li, B. (2000). Improving generalised estimating equations using quadratic inference functions. *Biometrika*, 87:823–836.
- Qu, A. and Pilla, R. (2005). Testing for order restricted hypotheses in longitudinal data. *Under review*.
- Robertson, T., Wright, F. T., and Dykstra, R. L. (1988). *Order Restricted Statistical Inference*. John Wiley & Sons, New York.
- Rubin, H. (1956). Uniform convergence of random functions with applications to statistics. *The Annals of Statistics*, 27:200–203.
- Shapiro, A. (1988). Towards a unified theory of inequality constrained testing in multivariate analysis. *Internat. Statist. Rev.*, 56:49–62.
- Siegmund, D. and Worsley, K. (1995). Testing for a signal with unknown location and scale in a stationary Gaussian random field. *The Annals of Statistics*, 23:608–639.
- Silvapulla, M. J. and Sen, P. K. (2004). *Constrained Statistical Inference: Inequality, Order, and Shape Restrictions*. John Wiley & Sons, New York.
- Takemura, A. and Kuriki, S. (1997). Weights of $\bar{\chi}^2$ distribution for smooth or piecewise smooth cone alternatives. *The Annals of Statistics*, 25:2368–2387.
- Takemura, A. and Kuriki, S. (2002). On the equivalence of the tube and Euler characteristic methods for the distribution of the maximum of Gaussian fields over piecewise smooth domains. *The Annals of Applied Probability*, 12:768–796.
- Webster, R. (1994). *Convexity*. Oxford University Press, New York.
- Weyl, H. (1939). On the volume of tubes. *American Journal of Mathematics*, 61:461–472.
- Worsley, K. (1995a). Boundary corrections for the expected Euler characteristic of excursion sets of random fields, with an application to astrophysics. *Advances in Applied Probability*, 27:943–959.

Worsley, K. (1995b). Estimating the number of peaks in a random field using the Hadwiger characteristic of excursion sets, with applications to medical images. *The Annals of Statistics*, 23:640–669.

Worsley, K. (1996). The geometry of random images. *Chance*, 9:27–40.