

Maximizing the Closed Loop Asymptotic Decay Rate for the Two-Mass-Spring Control Problem

Didier Henrion^{1,2}

Michael L. Overton³

March 5, 2018

Abstract

We consider the following problem: find a fixed-order linear controller that maximizes the closed-loop asymptotic decay rate for the classical two-mass-spring system. This can be formulated as the problem of minimizing the abscissa (maximum of the real parts of the roots) of a polynomial whose coefficients depend linearly on the controller parameters. We show that the only order for which there is a non-trivial solution is 2. In this case, we derive a controller that we prove locally maximizes the asymptotic decay rate, using recently developed techniques from nonsmooth analysis.

1 Problem Statement

We consider the system shown in Figure 1 consisting of two masses interconnected by a spring, a typical control benchmark problem which is a generic model of a system with a rigid body mode and one vibration mode [10]. If the first mass is pulled sufficiently far apart from the second mass and suddenly dropped, then the two masses will oscillate until they reach their equilibrium position.

The control problem we study in this note consists of appropriately moving the second mass so that the first mass settles down to its final position as fast as possible; more

¹LAAS-CNRS, 7 Avenue du Colonel Roche, 31077 Toulouse, France

²Department of Control Engineering, Faculty of Electrical Engineering, Czech Technical University in Prague, Technická 2, 166 27 Prague, Czech Republic. Email: henrion@laas.fr. Research supported in part by Projects 102/06/0652 and 102/05/0011 of the Grant Agency of the Czech Republic and Project ME 698/2003 of the Ministry of Education of the Czech Republic.

³Courant Institute of Mathematical Sciences, New York University, 251 Mercer St., New York, NY, USA. Email: overton@cs.nyu.edu. Research supported in part by National Science Foundation Grant DMS-0412049.

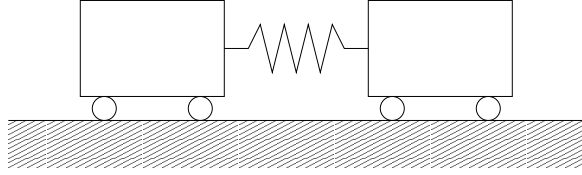


Figure 1: Two-mass-spring system.

specifically, we want to maximize the asymptotic decay rate. For this we use a linear feedback controller between the system output (measured position of the second mass) and the system input (actuator positioning the first mass). This control problem can be formulated as the minimization of the abscissa (maximum of the real parts of the roots) of a polynomial in the complex Laplace indeterminate, whose coefficients depend affinely on the controller parameters. This polynomial is the denominator of the closed-loop system transfer function.

For notational simplicity, we assume here that both mass weights and the spring constant are normalized to one. As shown in [10], the polynomial is then given by

$$p(x, y)(s) = (s^4 + 2s^2)x(s) + y(s)$$

where $x(s)$ and $y(s)$ are respectively the denominator and numerator polynomial of the controller transfer function to be determined. This transfer function is assumed to be proper, i.e.,

$$m = \deg x(s) \geq \deg y(s).$$

The integer m is called the order of the controller. Without loss of generality, we take $x(s)$ to be monic. Letting \mathbf{P}^n denote the linear space of polynomials with complex¹ coefficients and degree $\leq n$, we therefore write $y(s) \in \mathbf{P}^m$ and $x(s) - s^m \in \mathbf{P}^{m-1}$.

For a given polynomial $q \in \mathbf{P}^n$, we define the abscissa of q by

$$\alpha(q) = \max \{ \operatorname{Re} z : q(z) = 0 \}.$$

Since the roots of $p(x, y)$ are the closed-loop system poles, the closed-loop two-mass-spring system is stable if and only if $\alpha(p(x, y)) < 0$. We are interested in maximizing the asymptotic decay rate of the system, i.e., solving the optimization problem

$$\inf_{y(s) \in \mathbf{P}^m, x(s) - s^m \in \mathbf{P}^{m-1}} \alpha(p(x, y)). \quad (1)$$

Section 2 shows that for order $m \leq 1$, there is no stabilizing controller, i.e., no (x, y) such that $\alpha(p(x, y)) < 0$. Section 3 shows that when $m \geq 3$, the abscissa $\alpha(p(x, y))$ is unbounded below. Section 4 studies the more interesting case $m = 2$, and gives a formula for (x, y) that, in Section 5, we prove is a strong local minimizer of $\alpha(p(x, y))$. Section 6 plots the time response of the optimized controller and discusses the issue of robustness. Concluding remarks are made in Section 7.

¹We work with the space of polynomials with complex coefficients for technical reasons; the chain rule that we use in Section 5 is most naturally stated in this context.

2 First-Order Controller Design

If we assume that the controller has order $m = 1$, then both $x(s)$ and $y(s)$ are first degree polynomials, say

$$x(s) = x_0 + s, \quad y(s) = y_0 + y_1 s,$$

with

$$p(x, y)(s) = y_0 + y_1 s + 2x_0 s^2 + 2s^3 + x_0 s^4 + s^5.$$

This polynomial is stable, i.e., it has all its roots in the open left half-plane, if and only if all the principal minors of its Hurwitz matrix

$$\begin{bmatrix} x_0 & 1 & 0 & 0 & 0 \\ 2x_0 & 2 & x_0 & 1 & 0 \\ y_0 & y_1 & 2x_0 & 2 & x_0 \\ 0 & 0 & y_0 & y_1 & 2x_0 \\ 0 & 0 & 0 & 0 & y_0 \end{bmatrix}$$

are all strictly positive, see e.g. [6]. This can never be the case since the 2-by-2 northwest minor has rank one for all x_0 . Hence a controller of first order (or less) cannot stabilize the two-mass-spring system.

Note that in problem (1) the minimum abscissa $\alpha(p(x, y)) = 0$ is attained for any static controller $x(s) = 1$, $y(s) = y_0 = k$ with $k \in [0, 1]$, because then

$$p(x, y)(s) = k + 2s^2 + s^4 = (s^2 + 1 + \sqrt{1 - k})(s^2 + 1 - \sqrt{1 - k})$$

has only imaginary roots. Similarly, $\alpha(p(x, y)) = 0$ is attained for any first-order controller $x(s) = x_0 + s$, $y(s) = y_0 + y_1 s$ such that $x_0 = y_0 = 0$, $y_1 = k$ and $k \in [0, 1]$, since then

$$p(x, y)(s) = (k + 2s^2 + s^4)s.$$

3 Third-Order Controller Design

If we seek a controller of order $m = 3$ then we can write

$$p(x, y)(s) = (s^4 + 2s^2)(x_0 + x_1 s + x_2 s^2 + s^3) + y_0 + y_1 s + y_2 s^2 + y_3 s^3 = s^7 + \sum_{i=0}^6 p_i s^i.$$

By identifying powers of the indeterminate s , we derive the linear system of equation

$$\begin{bmatrix} 0 & 0 & 0 & 1 & 0 & 0 & 0 \\ 0 & 0 & 0 & 0 & 1 & 0 & 0 \\ 2 & 0 & 0 & 0 & 0 & 1 & 0 \\ 0 & 2 & 0 & 0 & 0 & 0 & 1 \\ 1 & 0 & 2 & 0 & 0 & 0 & 0 \\ 0 & 1 & 0 & 0 & 0 & 0 & 0 \\ 0 & 0 & 1 & 0 & 0 & 0 & 0 \end{bmatrix} \begin{bmatrix} x_0 \\ x_1 \\ x_2 \\ y_0 \\ y_1 \\ y_2 \\ y_3 \end{bmatrix} = \begin{bmatrix} p_0 \\ p_1 \\ p_2 \\ p_3 \\ p_4 \\ p_5 - 2 \\ p_6 \end{bmatrix}.$$

This 7-by-7 matrix is called the Sylvester matrix of polynomials $s^4 + 2s^2$ and 1, and it is non-singular because these two polynomials share no common roots. In other words, we can find controller coefficients defining any desired closed-loop polynomial. This is what Dorato [6] calls the fundamental theorem of feedback control, namely the fact that the poles of a single-input-single-output linear system of order n can be placed arbitrarily by a linear controller of order $n - 1$. Consequently, an arbitrarily large negative abscissa can be achieved in closed-loop by a controller of order three (or more).

For example, by solving the linear system of equations shown above, we obtain that the controller polynomials

$$\begin{aligned} x(s) &= (-35z^3 + 14z) + (21z^2 - 2)s - 7zs^2 + s^3, \\ y(s) &= -z^7 + 7z^6s + (-21z^5 + 70z^3 - 28z)s^2 + (35z^4 - 42z^2 + 4)s^3 \end{aligned}$$

place all the closed-loop poles at an arbitrary real value z . It follows that problem (1) is not bounded below for $m \geq 3$.

4 Second-Order Controller Design

In the case of a controller of order $m = 2$, we have

$$p(x, y)(s) = (s^4 + 2s^2)(x_0 + x_1s + s^2) + y_0 + y_1s + y_2s^2. \quad (2)$$

We can cluster all the closed-loop poles at a real negative value z by solving the following system of equations

$$\begin{aligned} y_0 &= z^6 \\ y_1 &= -6z^5 \\ y_2 + 2x_0 &= 15z^4 \\ 2x_1 &= -20z^3 \\ 2 + x_0 &= 15z^2 \\ x_1 &= -6z. \end{aligned}$$

We observe that the only constraint on z is enforced by the fourth and sixth equations, namely

$$5z^3 = 3z.$$

We rule out the case $z = 0$ since the closed-loop system would be only marginally stable, and we extract the negative solution

$$z^* = -\frac{\sqrt{15}}{5} \approx -0.7746.$$

The controller coefficients can now be derived by substitution, resulting in

$$x_0^* = 7, \quad x_1^* = \frac{6\sqrt{15}}{5}, \quad y_0^* = \frac{27}{125}, \quad y_1^* = \frac{54\sqrt{15}}{125}, \quad y_2^* = -\frac{43}{5}, \quad (3)$$

yielding

$$p(x^*, y^*)(s) = s^6 + \frac{6\sqrt{15}}{5}s^5 + 9s^4 + \frac{12\sqrt{15}}{5}s^3 + \frac{27}{5}s^2 + \frac{54\sqrt{15}}{125}s + \frac{27}{125}. \quad (4)$$

We should note that we realized that all roots could be clustered at a single point z^* after performing numerical experiments using HIFOO [5, Section 6], a new toolbox for low order controller design using methods of nonsmooth optimization.

5 Local Optimality Certificate

In this section we prove that $z^* = -\frac{\sqrt{15}}{5}$ is, at least locally, the minimal abscissa that can be achieved with a second-order controller, i.e., a local minimizer of problem (1) for $m = 2$. This is nontrivial, since one might think it is necessary to consider all possible splittings of the multiple root under perturbation. We prove local optimality using recent advances in nonsmooth analysis.

Recall that \mathbf{P}^n is the linear space of complex polynomials with degree less than or equal to n (with complex dimension $n + 1$) and let \mathbb{C}^n denote the space of complex vectors of length n . We write elements of \mathbb{C}^n as row vectors.

We show that (x^*, y^*) defined by (3) locally optimizes the abscissa of $p(x, y)$, in the sense that any sufficiently small perturbation to (3) strictly increases the maximum of the real parts of the roots. In fact, we prove that (3) is a sharp local minimizer, in the following sense.

Theorem *The abscissa of the polynomial $p(x, y)$ defined in (2) is locally minimized by (x^*, y^*) with coefficients given by (3). Furthermore, for (x, y) sufficiently close to (x^*, y^*) , we have*

$$\alpha(p(x, y)) \geq \alpha(p(x^*, y^*)) + \tau \|d\|$$

where τ is a positive constant and

$$d = [x_0 - x_0^*, x_1 - x_1^*, y_0 - y_0^*, y_1 - y_1^*, y_2 - y_2^*].$$

The proof of this theorem is the subject of the rest of this section. It follows [4, Section III A] quite closely. We start by making a change of variables to the polynomial $p(x, y)(s)$, namely

$$\begin{aligned} t &= s - z^*, \\ q &= [q_0, q_1] = [x_0, x_1] - [x_0^*, x_1^*], \\ r &= [r_0, r_1, r_2] = [y_0, y_1, y_2] - [y_0^*, y_1^*, y_2^*]. \end{aligned}$$

A few lines of MAPLE [7], specifically

```

p:=(s^4+2*s^2)*(s^2+x1*s+x0)+(y2*s^2+y1*s+y0);
subs(x0=q0+7,x1=q1+6*sqrt(15)/5,y0=r0+27/125, y1=r1+54*sqrt(15)/125,
      y2=r2-43/5,s=t+a,a=-sqrt(15)/5,p);
collect(%,t);
simplify(%);
collect(%,t)

```

show that the resulting polynomial is

$$t \mapsto t^6 + A(q, r)(t) \quad (5)$$

where the linear map $A : \mathbb{C}^5 \rightarrow \mathbf{P}^5$ is given by

$$\begin{aligned}
A(q, r)(t) = & q_1 t^5 + \left(q_0 - \sqrt{15} q_1 \right) t^4 + \left(8q_1 - \frac{4}{5} \sqrt{15} q_0 \right) t^3 + \\
& \left(\frac{28}{5} q_0 - \frac{12}{5} \sqrt{15} q_1 + r_2 \right) t^2 + \\
& \left(\frac{-32}{25} \sqrt{15} q_0 + \frac{27}{5} q_1 + r_1 - \frac{2}{5} \sqrt{15} r_2 \right) t + \\
& \frac{39}{25} q_0 - \frac{39}{125} \sqrt{15} q_1 + r_0 - \frac{1}{5} \sqrt{15} r_1 + \frac{3}{5} r_2.
\end{aligned}$$

It is easily verified that $A(0, 0) = 0$; hence the map A is indeed linear. Clearly, minimizing the abscissa of the polynomial (5) over $[q, r] \in \mathbb{C}^5$ is equivalent to the original problem (1). Because the space of monic polynomials is not a linear space, it is convenient to introduce the notation

$$\gamma(w) = \max\{\operatorname{Re} t : t^{n+1} + w(t) = 0\}, \quad w \in \mathbf{P}^n,$$

for the abscissa of $t^{n+1} + w(t)$. We wish to establish that 0 is a sharp local minimizer of the composition of the function γ with the linear map A over $[q, r]$ in the parameter space \mathbb{C}^5 .

To proceed further we need the notion of the adjoint map $A^* : \mathbf{P}^5 \rightarrow \mathbb{C}^5$, defined by

$$\langle w(t), A(q, r)(t) \rangle = \langle A^*(w), [q, r] \rangle,$$

for all polynomials $w \in \mathbf{P}^5$ and vectors $[q, r] \in \mathbb{C}^5$, where the second inner product is the usual real inner product on \mathbb{C}^5 and the first is a real inner product on \mathbf{P}^5 , namely

$$\left\langle \sum_{j=0}^5 c_j t^j, \sum_{j=0}^5 d_j t^j \right\rangle = \operatorname{Re} \sum_{j=0}^5 c_j \bar{d}_j.$$

It is easy to see that A^* is given by

$$A^* \left(\sum_{j=0}^5 c_j t^j \right) = \begin{bmatrix} \frac{39}{25} c_0 - \frac{32}{25} \sqrt{15} c_1 + \frac{28}{5} c_2 - \frac{4}{5} \sqrt{15} c_3 + c_4 \\ -\frac{39}{125} \sqrt{15} c_0 + \frac{27}{5} c_1 - \frac{12}{5} \sqrt{15} c_2 + 8c_3 - \sqrt{15} c_4 + c_5 \\ c_0 \\ -\frac{1}{5} \sqrt{15} c_0 + c_1 \\ \frac{3}{5} c_0 - \frac{2}{5} \sqrt{15} c_1 + c_2 \end{bmatrix}. \quad (6)$$

Following [4] and [3], we will establish that 0 is a sharp local minimizer of the composition of γ with the linear map A , which we denote $\gamma \circ A$, by showing that

$$0 \in \text{int } \partial(\gamma \circ A)(0), \quad (7)$$

where ∂ is the subdifferential operator of variational analysis [3], [9, Chap. 8]. In order to do this we can use the nonsmooth chain rule [3, Lemma 4.4]

$$\partial(\gamma \circ A) = A^* \partial\gamma(0), \quad (8)$$

as long as we verify the constraint qualification

$$\mathcal{N}(A^*) \cap \partial^\infty \gamma(0) = \{0\}, \quad (9)$$

where \mathcal{N} denotes null space and ∂^∞ denotes the horizon subdifferential operator [3], [9, Chap. 8]. This chain rule is valid because of the *subdifferential regularity* [9, Chap. 8] of the function γ on \mathbf{P}^n , established in [2]. The following formulas for the subdifferential and horizon subdifferential of γ at 0 were also established in [2], but we follow the notation used in [4, Theorem 3.3]:

$$\begin{aligned} \partial\gamma(0) &= \left\{ \sum_{j=0}^n c_j t^j : c_n = -\frac{1}{n+1}, \text{Re } c_{n-1} \leq 0 \right\}, \\ \partial^\infty \gamma(0) &= \left\{ \sum_{j=0}^n c_j t^j : c_n = 0, \text{Re } c_{n-1} \leq 0 \right\}. \end{aligned}$$

It follows from the latter formula that the constraint qualification (9) holds if $c_5 = 0$ and $A^* \left(\sum_{j=0}^5 c_j t^j \right) = 0$ implies $c = [c_0, \dots, c_5] = 0$, a fact that is easily checked by observing that the 2 by 2 linear system

$$\begin{bmatrix} -\frac{4}{5}\sqrt{15} & 1 \\ 8 & -\sqrt{15} \end{bmatrix} \begin{bmatrix} c_3 \\ c_4 \end{bmatrix} = \begin{bmatrix} 0 \\ 0 \end{bmatrix}$$

has only the trivial solution $[c_3, c_4] = 0$. Thus the nonsmooth chain rule (8) yields

$$\partial(\gamma \circ A) = \left\{ A^* \left(\sum_{j=0}^5 c_j t^j \right) : c_5 = -\frac{1}{6}, \text{Re } c_4 \leq 0 \right\}.$$

The final step is to determine whether 0 is in the interior of this subdifferential set. To check this, we need to solve the following linear system: set the right-hand side of (6) to 0 as well as $c_5 = -\frac{1}{6}$, which reduces to

$$\begin{bmatrix} -\frac{4}{5}\sqrt{15} & 1 \\ 8 & -\sqrt{15} \end{bmatrix} \begin{bmatrix} c_3 \\ c_4 \end{bmatrix} = \begin{bmatrix} 0 \\ \frac{1}{6} \end{bmatrix}.$$

This linear system has a unique solution, namely $[c_3, c_4] = [-\frac{1}{24} \quad -\frac{1}{30}\sqrt{15}]$. Since this satisfies the inequality $\text{Re } c_4 \leq 0$, it follows that 0 is in the subdifferential set, and furthermore, since the inequality holds strictly, that every point near 0 is in the subdifferential set, and therefore that (7) holds. This completes the proof of the theorem.

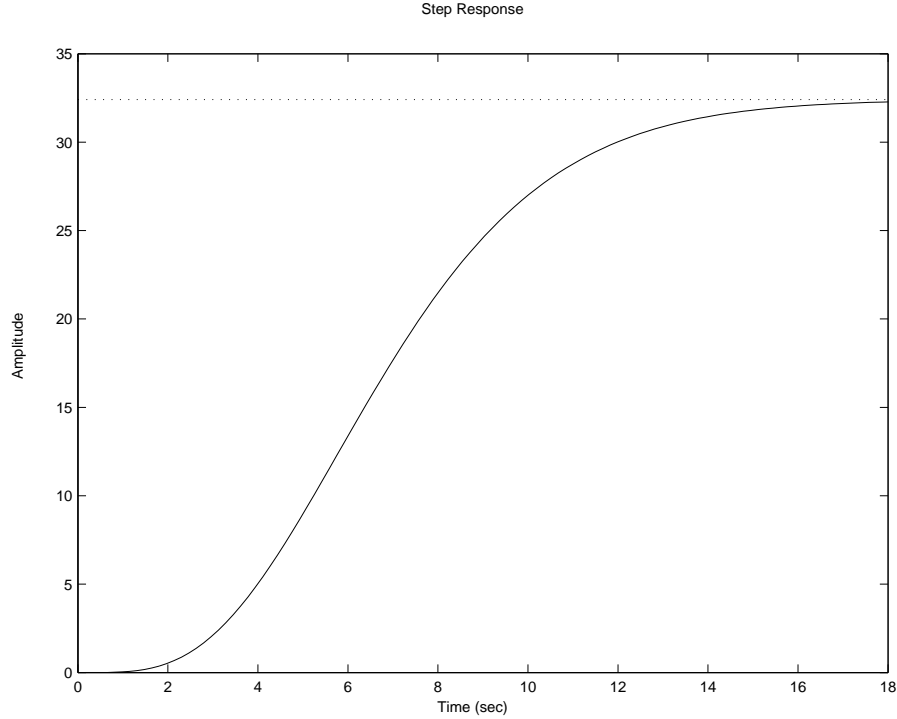


Figure 2: Closed-loop step response.

6 Time Response and Fragility

In Figure 2 we graph the step response of the two mass-spring system fed back with controller (3), obtained with the following MATLAB [8] commands:

```
P = tf(1,[1 0 2 0 0]);
K = tf([-43/5 54*sqrt(15)/125 27/125],[1 6*sqrt(15)/5 7]);
T = feedback(P,K);
step(T);
```

We can see that the settling time is around 16 seconds.

It is well known that multiple roots of polynomials are very sensitive to perturbations in the coefficients. In practice, this means that the closed-loop system will be fragile, or non-robust, with respect to uncertain data, implementation errors, or even rounding errors. For example, if instead of implementing the exact second-order controller (3), we implement the nearby controller, obtained by keeping 5 significant digits, given by

$$x_0 = 7, \quad x_1 = 4.6476, \quad y_0 = 0.2160, \quad y_1 = 1.6731, \quad y_2 = -8.6,$$

then we obtain closed-loop poles at -0.9405 , $-0.8163 \pm 0.1489 i$, -0.7500 and $-0.6622 \pm 0.0786 i$, quite far from the single pole at -0.7746 assigned with the exact controller.

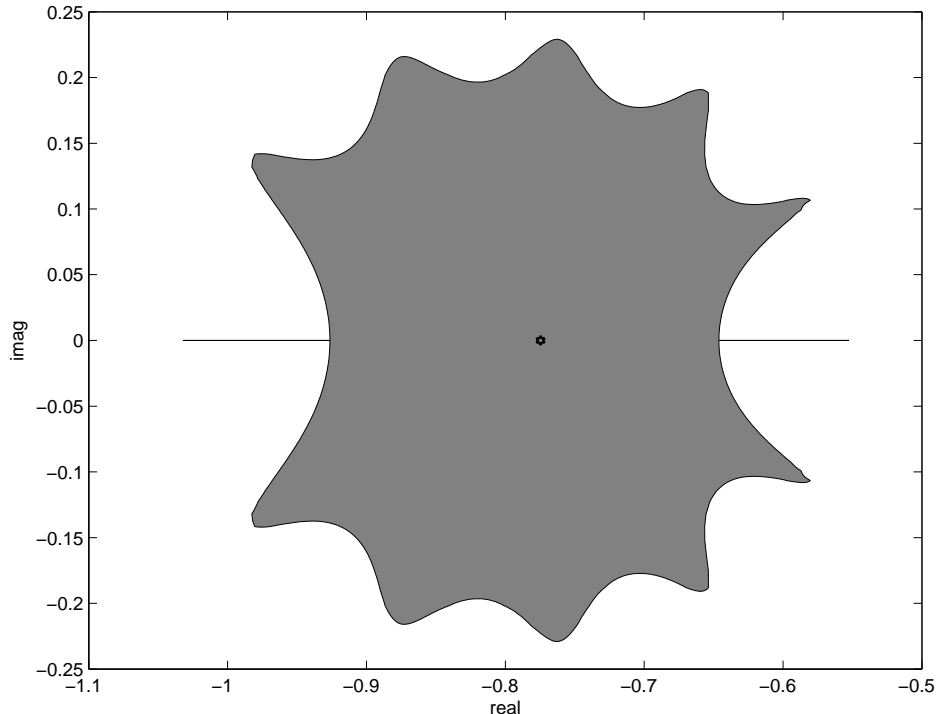


Figure 3: Possible zeros of the closed-loop polynomial $p(x^*, y^*)$ under real perturbations to its coefficients with norm $\leq 10^{-4}$.

This phenomenon can be studied graphically. In Figure 3 we show², in the gray region, all possible roots of polynomials that can be obtained by real perturbations to the polynomial $p(x^*, y^*)$ given in (4), where the norm of the vector of perturbations to the coefficients is no more than $\epsilon = 10^{-4}$. This region is sometimes called the real pseudozero set.

7 Concluding Remarks

In this note we have formulated the problem of maximizing the closed-loop asymptotic decay rate of a linear control system as a nonsmooth, nonconvex problem of polynomial abscissa minimization, focusing on the case of a benchmark two-mass-spring system. We derived a formula for a second-order controller with closed-loop poles clustered at a single point. Our main contribution is the use of recently developed techniques from nonsmooth variational analysis to prove local optimality of this controller.

Motivated by this result, as well as the result in [4] on which it is based, very recent work [1] using a completely different technique shows that the second-order controller described above is actually globally optimal.

²Thanks to S. Graillat, N. Higham and F. Tisseur for providing MATLAB scripts for the computation of real pseudozero sets of a polynomial.

Finally, it should be emphasized that asymptotic decay rate maximization is not, by itself, a practical objective. As shown graphically in Figure 3, our locally optimal controller yields a closed-loop system which is sensitive to uncertainty and/or disturbance. In other words, lack of robustness is the price one has to pay to maximize the decay rate. In a typical control engineering system, a trade-off should be found between the asymptotic decay rate and other quantities, such as the complex or real stability radius, the complex or real pseudoabscissa (the maximum real part of the points in the complex or real pseudozero set), or H_2 or H_∞ performance measures.

References

- [1] V. Blondel and M.L. Overton. Private communication, 2006.
- [2] J.V. Burke and M.L. Overton. Variational analysis of the abscissa map for polynomials. *SIAM Journal on Control and Optimization*, 39:1651–1676, 2001.
- [3] J.V. Burke, A.S. Lewis, and M.L. Overton. Optimizing matrix stability. *Proceedings of the American Mathematical Society*, 129:1635–1642, 2001.
- [4] J.V. Burke, D. Henrion, A.S. Lewis and M.L. Overton. Stabilization via nonsmooth, nonconvex optimization. To appear in *IEEE Transactions on Automatic Control*.
- [5] J.V. Burke, D. Henrion, A.S. Lewis, and M.L. Overton. HIFOO - a MATLAB package for fixed-order controller design and H_∞ optimization. In *Fifth IFAC Symposium on Robust Control Design*, Toulouse, 2006, to appear.
- [6] P. Dorato. *Analytic Feedback System Design: an Interpolation Approach*. Thomson Publishing Services, UK, 1999.
- [7] Maple, Maplesoft, www.maplesoft.com
- [8] Matlab, The Mathworks, www.mathworks.com
- [9] R.T. Rockafellar and R.J.B. Wets. *Variational Analysis*. Springer, New York, 1998.
- [10] B. Wie and D. S. Bernstein. Benchmark problems for robust control design. *AIAA Journal of Guidance, Control and Dynamics*, 15(5):1057–1059, 1992.