

Line-graphs of cubic graphs are normal

Zsolt Patakfalvi

August 8, 2018

Abstract

A graph is called normal if its vertex set can be covered by cliques Q_1, Q_2, \dots, Q_k and also by stable sets S_1, S_2, \dots, S_l , such that $S_i \cap Q_j \neq \emptyset$ for every i, j . This notion is due to Körner, who introduced the class of normal graphs as an extension of the class of perfect graphs. Normality has also relevance in information theory. Here we prove, that the line graphs of cubic graphs are normal.

1 Introduction

The concept of graph normality was introduced by János Körner in [8], where he proved that all members of the celebrated class of perfect graphs are normal. These two graph classes come up together also in the study of additivity properties of the information theoretic functional graph entropy, cf. [6], [9], [12]. Perfect graphs are important and well-studied for several reasons (cf., e. g., [11] and [1]), one of which is certainly the long-standing conjecture of Claude Berge known as the Strong Perfect Graph Conjecture, which has been proved recently by Chudnovsky, Robertson, Seymour, and Thomas [2]. A conjecture of similar flavour has been formulated by De Simone and Körner [7] to characterize those graphs all induced subgraphs of which are normal. This latter conjecture is still open. (See it below.)

There are several important subclasses of perfect graphs known, and by Körner's theorem in [8] all these are also normal. Very few graph families were, however, identified yet as being normal among those that are not necessarily perfect. The main goal of this paper is to show that the members of a certain family, namely those graphs that are line graphs of cubic graphs are all normal. This class of graphs is interesting, for example, for its connections to the four colour theorem and related conjectures, see, e. g., [10].

Now we give the definition of normality. Consider a graph G . A set \mathbb{A} of subsets of $V(G)$ is a covering, if every vertex of G is contained in an element of \mathbb{A} .

Definition 1 *A graph G is normal if there exist two coverings, \mathbb{C} and \mathbb{S} , of G , where each element of \mathbb{C} induces a clique, each element of \mathbb{S} induces a stable set and $C \cap S \neq \emptyset$ for every $C \in \mathbb{C}$, $S \in \mathbb{S}$.*

From the symmetry of Definition 1 it follows that a graph is normal iff its complement is normal. If we require normality for every induced subgraph, we obtain the notion of hereditary normality. Clearly, every perfect graph is hereditarily normal, since every induced subgraph of a perfect graph is perfect and consequently normal.

The simplest graphs which are normal but not perfect are the odd cycles with at least 9 vertices (see [8]). Smaller odd cycles are either perfect, like the triangle, or not even normal, like the cycles with 5 or 7 vertices. Actually, these latter graphs and the complement of the 7-cycle are the only minimal not hereditarily normal graphs known so far. This motivates the following conjecture formulated by De Simone and Körner [7].

Conjecture 1 *A graph is hereditarily normal iff neither the graph nor its complement contains a 5-cycle or a 7-cycle as an induced subgraph.*

For partial results on Conjecture 1 see also [13]. As De Simone and Körner remarks in [7], from Conjecture 1 it would immediately follow that the class of hereditarily normal graphs can be recognized in polynomial time. The analogous statement for perfect graphs is true, though very far from being trivial, cf. [3], [4], [5].

2 Main result

Recall, that the line graph $L(G)$ of a graph G is a graph whose vertices are the edges of G , and two vertices of $L(G)$ are connected if and only if the edges corresponding to them share a common vertex in G . Our main result is the following.

Theorem 1 *The line-graph of every cubic graph is normal*

Let G be a cubic graph whose edge-chromatic number is 3. The colour-classes of a good edge-colouring of G form stable sets in $L(G)$. Every 3 edges of G which share a common vertex form a clique in $L(G)$. The set of all these cliques, together with the previously mentioned stable sets fulfill the requirements of normality. So, Theorem 1 is trivial in case of such graphs.

The nontrivial part of the theorem is that the statement also holds for the so called snarks ([10]), i. e. those cubic graphs which have edge-chromatic number 4. A similar phenomenon can be observed in case of some famous theorems and conjectures like the Four Colour Theorem, the 5-flow Conjecture or the Cycle Double Cover Conjecture. They can also be reduced to statements about snarks, and then the proof of those statements are unknown or by far non-trivial.

The paper is organized as follows. In Section 3 some preliminary observations are made about normal graphs and normal line graphs. In Section 4 we prove a technical lemma, Lemma 1, from which the statement of Theorem 1 follows for 2-edge-connected graphs. In Section 5 Theorem 1 is proven using Lemma 1 via some decomposition statements. Finally, in Section 6 further remarks are given.

3 Preliminary observations

In this section we make some general observations, not restricting ourselves to cubic graphs. All graphs are assumed to be simple, i. e., without loops and multiple edges.

Observation 1 *Let G be a graph. The edges corresponding to the vertices of a clique of $L(G)$ form a star or a triangle, while the edges corresponding to a stable set of $L(G)$ form a matching in G . ■*

For easier notation we introduce the following notion.

Definition 2 *A graph G is edge-normal if its line-graph $L(G)$ is normal.*

In the next observation we express edge-normality, using Observation 1, with the properties of G . A set \mathbb{B} of subsets of $E(G)$ is an *edge-covering*, if for every $e \in E(G)$ there exists a $B \in \mathbb{B}$, for which $e \in B$.

Observation 2 *A graph G is edge-normal iff there exist two edge-coverings, \mathbb{C} and \mathbb{S} , of G , where every member of \mathbb{C} is a star or a triangle, every member of \mathbb{S} is a matching and for every $S \in \mathbb{S}$ and $C \in \mathbb{C}$, $S \cap C \neq \emptyset$. ■*

The disturbing presence of the triangles in Observation 2 motivate the introduction of our next notion.

Definition 3 *A graph G is strongly edge-normal if there exist two edge-coverings, \mathbb{C} and \mathbb{S} , of G , where every member of \mathbb{C} is a star, every member of \mathbb{S} is a matching and for every $S \in \mathbb{S}$ and $C \in \mathbb{C}$, $S \cap C \neq \emptyset$.*

Clearly, from strong edge-normality edge-normality follows. There are very simple examples, which are edge-normal but not strongly edge-normal. The simplest is the triangle itself. We will prove, that every cubic graph is strongly edge-normal, not just edge-normal.

Now, we rewrite the definition of strong edge-normality using that a star can be described with its midpoint. Clearly, an edge-covering \mathbb{C} containing only stars covers the edges of G iff the midpoints of the stars of \mathbb{C} form a vertex cover. Recall, that $C \subseteq V(G)$ is a *vertex cover*, if for every edge e of G at least one endpoint of e is in C . If Y is a set of edges, then we can define the *endpoint set* of Y : $v(Y) := \{x \in V(G) : \exists y \in Y, \{x, y\} \in Y\}$. If e is an edge, then $v(e) = v(\{e\})$.

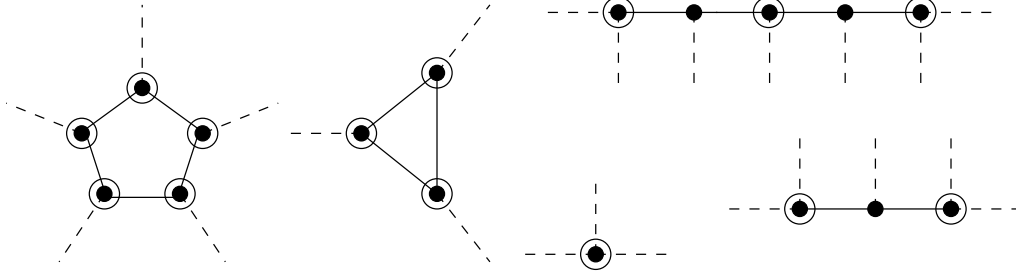


Figure 1: Important vertices of odd components

Observation 3 *A graph G is strongly edge-normal iff there exists a vertex cover C and an edge-covering \mathbb{S} of G , so that every element of \mathbb{S} is a matching and for every $S \in \mathbb{S}$, $C \subseteq v(S)$. ■*

The following equivalent version of Observation 3 will be useful.

Observation 4 *A graph $G = (V, E)$ is strongly edge-normal iff there exists a vertex cover $C \subseteq V$, so that for every $e \in E$ there is a matching S , for which $C \subseteq v(S)$ and $e \in S$. ■*

From the definition of strong edge-normality it follows easily that if every component of a graph is strongly edge-normal, then the whole graph is strongly edge-normal. Thus from now on, we will restrict ourselves to connected graphs.

4 Line-graphs of 2-edge-connected cubic graphs

In this section we prove Lemma 1, from which the statement of Theorem 1 follows immediately for 2-edge-connected graphs. The proof of Theorem 1 will be finished in the next section via a decomposition argument. There, the non-2-edge-connected cubic graphs will be decomposed into smaller subgraphs along their cutting edges. At the end of the decomposition 'almost 2-edge-connected' graphs will be obtained, the strong edge-normality of which we will be able to prove using the results of this section.

First some preparations are needed. Consider a graph $G = (V, E)$ and one of its vertices v . $N(v) := \{x \in V : \{x, v\} \in E\}$ is the *set of neighbours* of v . The *degree* of v is the number of its neighbours, $|N(v)|$. If $U \subseteq V$, then $G[U]$ is the subgraph of G induced by U . A vertex cover C of G is *good* if it satisfies the requirements of Observation 4, that is, for every $e \in E$ there is a matching S , for which $C \subseteq v(S)$ and $e \in S$. Clearly, G is strongly edge-normal iff it has a good vertex cover. If C is a good vertex cover, then every vertex cover $C' \subseteq C$ is also good, that is, G is strongly edge normal iff it has a good minimal vertex cover (with respect to inclusion). So, our first goal is to find a necessary and sufficient condition for the existence of good minimal vertex covers.

Now, suppose that G is cubic. Consider a minimal vertex cover C of G . If $G[C]$ contains a vertex v with degree 3, then $C \setminus \{v\}$ is also a vertex cover, that is, C is not minimal. (Recall, that G is cubic.) So, the maximum degree of $G[C]$ is 2. This explains, why the following notions will be useable for us in the characterization of good minimal vertex covers.

Consider a graph F and $U \subseteq V(F)$, for which $F[U]$ has maximum degree at most 2. Then $F[U]$ consists of three types of components: isolated points, cycles and paths. Consider a component H of $F[U]$. H is an *odd component*, if it has an odd number of vertices. If H is an odd path with the vertices v_1, v_2, \dots, v_n in their natural order along the path, then v_i is an *odd vertex* of H if i is odd and an *even vertex* of H otherwise. If H is an odd component, then a vertex v of H is *important* if H is an isolated point or an odd cycle and v is an arbitrary vertex of H or if H is an odd path and v is an odd vertex of H . The important vertices of odd components with at most five vertices are shown in Figure 1. (The important vertices are denoted by a circle drawn around them.)

Definition 4 *Consider a graph F and $U \subseteq V(F)$ for which $F[U]$ has maximum degree at most 2. A matching $S \subseteq E(F)$ is *nice* for U in F , if it has the following structure. $S = \{\{x_H, y_H\} : H \text{ is an odd component of } F[U]\}$, where x_H is an important vertex of H and $y_H \in V(F) \setminus U$ for every odd component H of $F[U]$.*

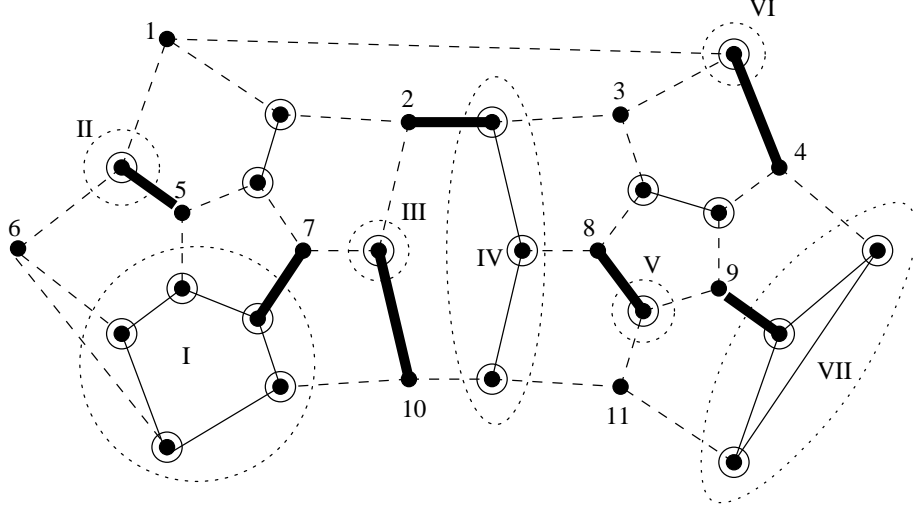


Figure 2: Nice matching in a cubic graph

In Figure 2 an example is shown on nice matchings, where F is a cubic graph, and U is a minimal vertex cover of F . In the figure, an extra circle is drawn around the elements of U , the odd components of $F[U]$ are surrounded with dotted circles and ellipses, and the edges of the nice matching are thickened. The odd components and the vertices outside of U are enumerated, because later we will use them in other examples. Notice, that in compliance with Definition 4, in the figure to every odd component exactly one edge of the nice matching belongs, and that edge covers an important vertex of the adequate component.

The next proposition clarifies, why the foregoing notions were introduced. It characterizes good minimal vertex covers of cubic graphs using nice matchings. Since a cubic graph is strongly edge-normal iff it has a good minimal vertex cover, Proposition 1 also characterizes strongly edge-normal cubic graphs.

Proposition 1 *If C is a minimal vertex cover in a cubic graph $G = (V, E)$, then C is good iff for every $e = \{x, y\} \in E$ there is a nice matching for $C \setminus \{x, y\}$ in $G[V \setminus \{x, y\}]$.*

Notice, that we have already proved that $G[C]$ has maximum degree at most 2, from which the same follows for $G[C \setminus \{x, y\}]$. That is, it does make sense to talk about a nice matching for $C \setminus \{x, y\}$ in $G[V \setminus \{x, y\}]$.

PROOF \Leftarrow : We need to show, that for every edge e there is a matching S , for which $C \subseteq v(S)$ and $e \in S$. Fix an edge $e = \{x, y\}$. Let N be the nice matching for $C \setminus \{x, y\}$ in $G[C \setminus \{x, y\}]$. We can get a matching we need, in a form of $K := \{e\} \cup N \cup M$, where every member of M will be an edge of a component of $G[C \setminus \{x, y\}]$. We define below for every component H of $G[C \setminus \{x, y\}]$, which edges of H should be put in M . There are four cases, some of which are visualized in Figure 3. There the edges of N and those, which should be put in M are denoted by thick lines. The cases are the following.

1. H is an isolated point. Since N is a nice matching, H is covered by $v(N)$, so there is no need to bother with such components.
2. H is an even cycle or an even path, with vertices v_1, v_2, \dots, v_{2k} in their natural order along the cycle or path. Then there are no points of H in $v(N)$, so $\{v_i, v_{i+1}\}$ should be put in M for every odd i , for which $1 \leq i \leq 2k - 1$.
3. H is an odd cycle, with vertices $v_1, v_2, \dots, v_{2k+1}$ in circular order. Then there is one point in H which is in $v(N)$. It can be supposed, that it is v_1 . In this case $\{v_i, v_{i+1}\}$ should be put in M for every even i , for which $2 \leq i \leq 2k$.

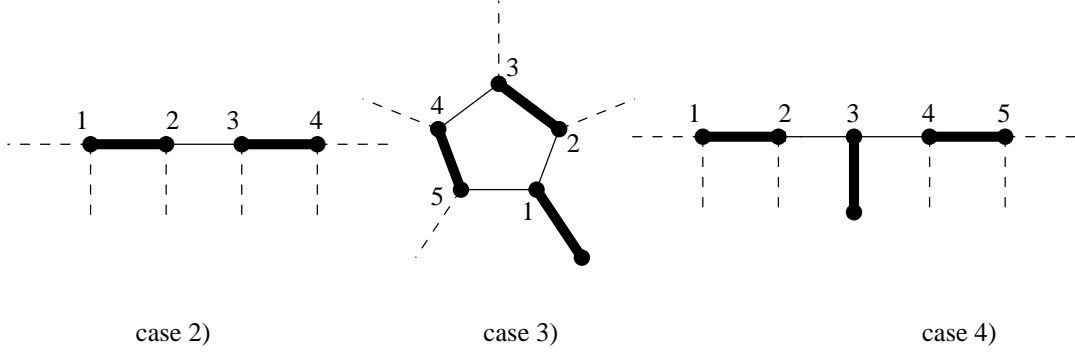


Figure 3: Visualization of the proof of Proposition 1

4. H is an odd path, with the vertices $v_1, v_2, \dots, v_{2k+1}$ in the natural order. Then there is one point v_j of H in $v(N)$. From the definition of nice matching it follows that j is odd, so the edges $\{v_i, v_{i+1}\}$ can be put in M for every $1 \leq i \leq 2k$, where $i - j$ is odd if $i > j$, even otherwise.

It is clear, that the edge set K we obtain this way is a matching, for which $e \in K$ and $C \subseteq v(K)$.

\implies : Fix an $e = \{x, y\} \in E$. Since C is good, there is a matching S , for which $C \subseteq v(S)$ and $e \in S$. Clearly, $S \setminus \{e\}$ is a matching in $G[V \setminus \{x, y\}]$. We will show, that there is a subset of $S \setminus \{e\}$, which is a nice matching for $C \setminus \{x, y\}$ in $G[V \setminus \{x, y\}]$.

If an edge has only one of its endpoints in a component of $G[C \setminus \{x, y\}]$, then the other endpoint of the edge cannot be in $C \setminus \{x, y\}$. That is, it is enough to show, that for every odd component F there is an edge g of $S \setminus \{e\}$ which has only one of its endpoints v in F , and if F is an odd path, we can choose g , so that v is one of the odd vertices of F . Let us call such an edge g a nice edge for the component F .

Now we show, that there is at least one nice edge in $S \setminus \{e\}$ for every odd component of $G[C \setminus \{x, y\}]$. Fix such an odd component H . Clearly, $V(H) \subseteq v(S \setminus \{e\})$. Since H is odd, there should be an edge in $S \setminus \{e\}$, which has only one endpoint in H . Otherwise every edge of $S \setminus \{e\}$ would have 0 or 2 of its endpoints in H , that is, H would have an even number of vertices. It remains to prove only, that if H is an odd path, then there is an edge with one endpoint v in H , such that v is an odd vertex of H . Suppose the contrary. Let v_1, v_2, \dots, v_k be the vertices of H in the natural order.

$$j := \min\{i \in \mathbb{Z} : 1 \leq i \leq k, \text{ there is an edge } \{v_i, w\} \text{ in } S \setminus \{e\}, \text{ so that } w \notin V(H)\}$$

This minimum exists, since H is an odd component, and it is even, since there is no nice edge for H . So, $F := H[\{v_1, \dots, v_{j-1}\}]$ is an odd path or an isolated point, and it is covered with edges of $\{S \setminus e\}$, which have both of their endpoints in F . This is a contradiction. \blacksquare

Some more notations are needed for Lemma 1. Let X and Y be disjoint vertex sets of a graph. We say that an edge goes from X to Y or connects X to Y if one of its endpoints is in X , and the other one is in Y . $E(X, Y)$ is the set of edges that connects X to Y . C_k and P_k denote the cycle and the path with k vertices, respectively. We define neighbour set and degree of vertex sets, too. Consider a graph $G = (V, E)$ and $X \subseteq V$. The *neighbour set* of X contains those vertices that are not in X but have a neighbour in X . The *degree* of X is the number of edges, which connect X to $V \setminus X$. With formulae:

$$N(X) := \{v \in V \setminus X : \exists x \in X, \{x, v\} \in E\} \quad \text{and} \quad d_G(X) = |\{\{x, y\} \in E : x \in X, y \in V \setminus X\}|$$

The next lemma is a technical one. It states, that a graph with a minimal vertex cover which is not good has a very special structure. Since every minimal vertex cover of a non-strongly-edge-normal graph is not good, these structural restrictions hold for non-strongly-edge-normal graphs, too.

Lemma 1 *If $G = (V, E)$ is a cubic graph and C is a minimal vertex cover of G which is not good, then there exists a $W \subset V$ and a cutting edge $\{v, w\} \in E$ with the following properties. W can be partitioned into 3 subsets: Z, Y and U , where $Z \subset C$, $U = \{x, y\} \in E$ and $Y \cap C = \emptyset$. This partition*

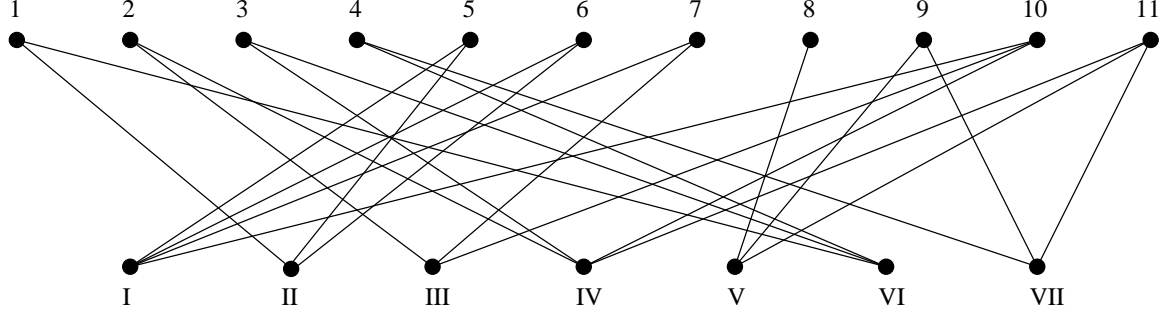


Figure 4: An example on the bipartite graph of proof of Lemma 1

can be of three different types, described below. Furthermore, $w \in W$ and after deleting $\{w, v\}$ from G , $G[W]$ is one of the remaining components.

1 **type 1:** $|E(U, Z)| = 3$, $G[Z]$ consists of triangles and isolated points as components and $w \in U$.

2a **type 2a:** $|E(U, Z)| = 4$, $G[Z]$ consists of triangles and isolated points and $w \in Y$.

2b **type 2b:** $|E(U, Z)| = 4$, $G[Z]$ consists of triangles, isolated points and a 3-long path and w is the midpoint of the 3-long path component of $G[Z]$.

We will refer to a set which has the properties that W has in Lemma 1, as a *wrong* set of G with respect to C . The partition W has according to the statement of the lemma will be called a (Z, Y, U) partition of W .

In fact, from Lemma 1 more than a special case of Theorem 1 follows. This stronger statement is formulated in Corollary 1, and follows from the fact, that there is a cutting edge in a cubic graph with a minimal vertex cover which is not good.

Corollary 1 *Every minimal vertex cover of a 2 edge-connected cubic graph is good.*

The proof of Lemma 1 is based on Proposition 1. A bipartite graph F_e will be defined for an edge $e = \{x, y\}$ and C . It will turn out, that there is a matching covering a specified partite class of F_e iff there is a nice matching for $C \setminus \{x, y\}$ in $G[C \setminus \{x, y\}]$. That is, e can be chosen so, that there is no such matching in F_e . This will cause many restrictions on G , which are collected in the statement of Lemma 1.

PROOF (OF LEMMA 1) Since C is not good, from Proposition 1 it follows that there must be an $e = \{x, y\} \in E$, for which there is no nice matching for $C \setminus \{x, y\}$ in $G[V \setminus \{x, y\}]$. Fix this edge e . Let $C' := C \setminus \{x, y\}$ and $V' := V \setminus \{x, y\}$.

Define a bipartite graph F_e , with partite classes A and B , and edge set E_e as follows.

- A is the set of odd components of $G[C']$
- $B := V' \setminus C'$
- $E_e := \{\{a, b\} : a \in A, b \in B, \text{ there is a } \{z, b\} \in E, \text{ where } z \text{ is an important vertex of } a.\}$

For example if in the case of Figure 2, if we take e to be the edge of a 2-long path component of the subgraph induced by the minimal vertex cover, then A consists of the odd components denoted by roman numbers on 2, B consists of the vertices denoted by arabic numbers and F_e is the graph drawn in Figure 4.

Notice, that at the definition of F_e we took into consideration only those edges on which the existence of a nice matching for C' in $G[V']$ depends. We also note, that every subset of B is a stable set in both F_e and G . It is a stable set in G , because otherwise C would not be a vertex cover. This property will be used later.

Clearly, there is a nice matching for C' in $G[V']$ iff there is a matching in F_e , which covers A . The selection of e implies, that there is no such matching in F_e . That is, the Hall-condition is not

	I	II	III	IV	V	VI	VII
δ	5	3	3	4	3	3	3
ϵ	0	0	0	0	0	0	0
p	1	0	0	0	0	0	0
t	0	0	0	0	0	0	0

Figure 5: Example on the values of the four functions introduced in the proof of Lemma 1

satisfied, so there is an $X \subseteq A$, for which $|N(X)| < |X|$. Fix such an X . Recall, that the degree of a set of vertices is the number of edges connecting this set to the other part of the graph, and not the number of vertices, to which the set is connected. Then it is clear, that:

$$d_{F_e}(X) \leq d_{F_e}(N(X)) \quad (1)$$

Inequality (1) tells us, that $N(X)$ cannot be small compared to X . Since $|N(X)| < |X|$, it also cannot be big. We examine how these two conditions can be satisfied simultaneously. First, we formulate necessary conditions for (1). We define four useful functions: δ , ϵ , t and p . All of them are $A \rightarrow \mathbb{Z}$ functions. Consider an $a \in A$. Then:

$$\delta(a) := \begin{cases} 3 & \text{if } a \text{ is an isolated point of } G[C'] \\ 2k+1 & \text{if } a \cong C_{2k+1} \\ k+3 & \text{if } a \cong P_{2k+1} \end{cases}$$

It is easy to see, that $\delta(a)$ denotes the number of edges in G going from the important vertices of a somewhere outside of a .

$$\epsilon(a) := |\{\{c, d\} \in E : c \text{ is an important vertex of } a, \text{ and } d \in \{x, y\}\}|$$

$$p(a) := |\{v \in B : \text{there are exactly two edges of } G, \text{ connecting an important vertex of } a \text{ to } v\}|$$

$$t(a) := |\{v \in B : \text{there are exactly three edges of } G, \text{ connecting an important vertex of } a \text{ to } v\}|$$

For example in case of Figure 2 and Figure 4, the values of δ, ϵ, p and t are displayed in the table of Figure 5 for every element of A .

Consider an odd component $a \in A$ and a vertex $b \in B$. Let us call a connection between a and b double or triple, if there are exactly two or three edges, respectively, in G , which connect b to important vertices of a . We denoted by $\delta(a)$ the number of edges in G going from the important vertices of a somewhere outside of a . We can use $\delta(a)$ to express the number of edges going out of a in F_e , or in other words the degree of a in F_e , but it should be considered, that: Firstly, if there is a double or a triple connection between a and b , then it means two or three edges, respectively, in G , but only one in F_e . Secondly, if there are some edges in G which go from the important vertices of a to $\{x, y\}$, they should not be counted, because x and y are not in V' . There is no need to bother with four time or even stronger connections, because G is cubic. From these considerations it follows, that the degree of a in F_e is:

$$d_{F_e}(a) = \delta(a) - \epsilon(a) - p(a) - 2t(a) \quad (2)$$

Since X is a stable set of F_e , it follows from (2) that:

$$\begin{aligned} d_{F_e}(X) &= \sum_{a \in X} d_{F_e}(a) = \sum_{a \in X} (\delta(a) - \epsilon(a) - p(a) - 2t(a)) = \\ &= \sum_{a \in X} \delta(a) - \sum_{a \in X} \epsilon(a) - \sum_{a \in X} p(a) - 2 \sum_{a \in X} t(a) \end{aligned} \quad (3)$$

We introduce easier notations for the sums in (3):

$$\delta := \sum_{a \in X} \delta(a) \quad \epsilon := \sum_{a \in X} \epsilon(a) \quad p := \sum_{a \in X} p(a) \quad t := \sum_{a \in X} t(a)$$

Using our new notations, the equation obtained in (3) can be written as:

$$d_{F_e}(X) = \delta - \epsilon - p - 2t \quad (4)$$

Equation (4) will be useful, by taking into account the following facts.

1. $\epsilon \leq d_G(\{x, y\}) = 4$
2. $\delta \geq 3|X|$, since $\delta(a) \geq 3$, for every $a \in A$.

From the above it follows, that:

$$d_{F_e}(X) \geq 3|X| - 4 - p - 2t \quad (5)$$

Since G is cubic, a vertex b of B can have only one double or triple connection. If b has a double or a triple connection, then $d_{F_e}(b) \leq 2$ or $d_{F_e}(b) \leq 1$, respectively. That is, if there are p vertices in $N(X)$ which have double connections, and t vertices which have triple connections, then there are p vertices, whose degree is maximum 2 in F_e , and t vertices whose degree is maximum 1 in F_e . The other vertices of $N(X)$ have degree at most 3. Since $N(X) \subseteq B$, $N(X)$ is a stable set in F_e . From the above it follows, that:

$$d_{F_e}(N(X)) = \sum_{b \in N(X)} d_{F_e}(b) \leq 3|N(X)| - p - 2t \quad (6)$$

From (1),(6) and (5) it follows, that:

$$3|X| - 4 - p - 2t \leq d_{F_e}(X) \leq d_{F_e}(N(X)) \leq 3|N(X)| - p - 2t \quad (7)$$

After subtracting the terms participating on both sides and dividing by 3:

$$|X| - \frac{4}{3} \leq |N(X)| \quad (8)$$

It is clear, that $|X|$ and $|N(X)|$ are integers, so from (8) it follows, that $|X| - 1 \leq |N(X)|$. Since we supposed, that $|X| > |N(X)|$:

$$|X| - 1 = |N(X)| \quad (9)$$

Substituting (9) into (7) we get:

$$3|X| - 4 - p - 2t \leq d_{F_e}(X) \leq 3(|X| - 1) - p - 2t$$

After some subtractions:

$$3|X| - 4 \leq d_{F_e}(X) + p + 2t \leq 3|X| - 3$$

Using (4) we get:

$$3|X| - 4 \leq \delta - \epsilon \leq 3|X| - 3 \quad (10)$$

We know that:

$$0 \leq \epsilon \leq 4 \text{ and } 3|X| \leq \delta$$

So, from (10):

$$3 \leq \epsilon \leq 4 \text{ and } 3|X| \leq \delta \leq 3|X| + 1$$

In the remaining part of the proof we talk about edges of G (not F_e or anything else), so every time we count the number of edges going from one vertex set to another, we do it in G .

We introduce some new notations. We denote by Z the set of vertices of the components of X , and by Z_{imp} the set of important vertices of the components of X . With formulae:

$$Z := \{z \in V : \exists a \in X, z \text{ is a vertex of } a\}$$

$$Z_{imp} := \{z \in V : \exists a \in X, z \text{ is an important vertex of } a\}$$

Let $W := \{x, y\} \cup N(X) \cup Z$. We will count the number of edges, that connect W to $V \setminus W$. We will obtain, that actually there is only one such edge, which will essentially complete our proof. We will use the following equation.

$$|E(W, V \setminus W)| = |E(\{x, y\}, V \setminus W)| + |E(N(X), V \setminus W)| + |E(Z, V \setminus W)| \quad (11)$$

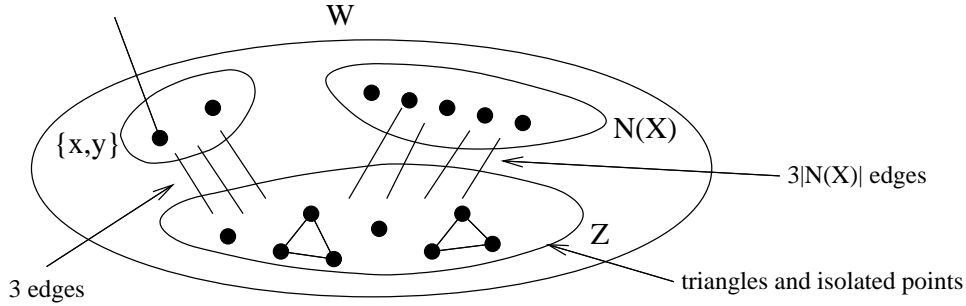
$N(X)$ is a stable set of G , since every subset of B is a stable set in G and $N(X) \subseteq B$. So, $d_G(N(X)) = 3|N(X)|$, because G is cubic. That is, there are $3|N(X)|$ edges which connect $N(X)$ to the other vertices of G . $\delta - \epsilon$ edges out of these $3|N(X)|$ edges go from $N(X)$ to Z_{imp} . We know, that:

$$\delta - \epsilon \geq 3|X| - 4 = 3|N(X)| - 1$$

So, at least $3|N(X)| - 1$ edges go from $N(X)$ to Z_{imp} , that is, $|E(N(X), V \setminus W)| \leq 1$. $|E(N(X), V \setminus W)| = 1$ can be satisfied only if $\delta - \epsilon = 3|N(X)| - 1 = 3|X| - 4$, i. e., $\epsilon = 4$ and $\delta = 3|X|$.

There are a few possibilities. Since we want to determine $|E(W, V \setminus W)|$, we calculate in every case the terms appearing on the right side of (11).

1. $\epsilon = 3$, which means according to (10), that $\delta = 3|X|$. So, for every component a represented in X , $\delta(a) = 3$. From the definition of δ it follows, that $\delta(a) = 3$ iff a is a triangle or an isolated point. As it was previously developed, $|E(N(X), V \setminus W)| = 0$ in this case, since $\epsilon = 4$ is not satisfied. As every component in X is a triangle or an isolated point, every vertex of these components is an important vertex, or in other words $Z = Z_{imp}$. So, every edge which has one of its endpoints in Z , has the other endpoint in $N(X) \cup \{x, y\}$. From this it follows, that $|E(Z, V \setminus W)| = 0$, too. Since $\epsilon = 3$, there is an edge, which has x or y as an endpoint, and the other endpoint is not in $Z_{imp}(= Z)$. However this other endpoint neither can be in $N(X)$, because in this case every edge which has one of its endpoints in $N(X)$ has the other one in Z_{imp} , so $|E(\{x, y\}, V \setminus W)| = 1$. Using (11) we obtain $|E(W, V \setminus W)| = 1$.

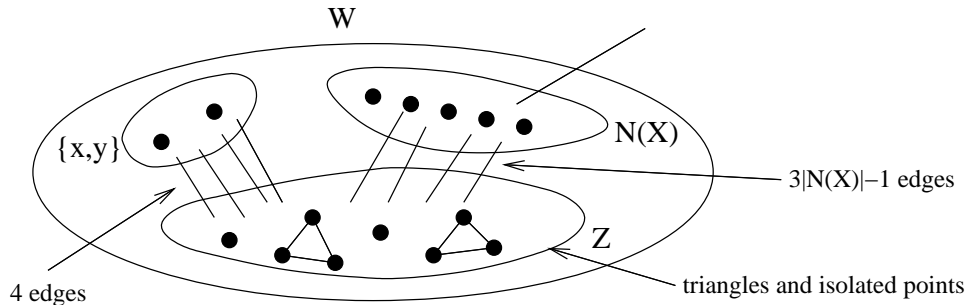


2. $\epsilon = 4$, which means according to (10), that $\delta = 3|X|$ or $\delta = 3|X| + 1$, forming two subcases:

- (a) $\delta = 3|X|$, so for every component a in X $\delta(a) = 3$, that is, a is a triangle or an isolated point. Since $\epsilon = 4$ all the four edges which has one of their endpoints in $\{x, y\}$, and the other one outside of it, have this other endpoint in Z_{imp} . So, $|E(\{x, y\}, V \setminus W)| = 0$. Since every component of X has only important vertices, $Z = Z_{imp}$, and $|E(Z, V \setminus W)| = 0$, too. Since all the four edges, which come out of $\{x, y\}$ go into Z_{imp} , the edges which have one of their endpoint in $N(X)$ must have the other one in Z or in $V \setminus W$. Let us count how many out of these edges go from $N(X)$ to Z . Since in this case $Z = Z_{imp}$, this number is:

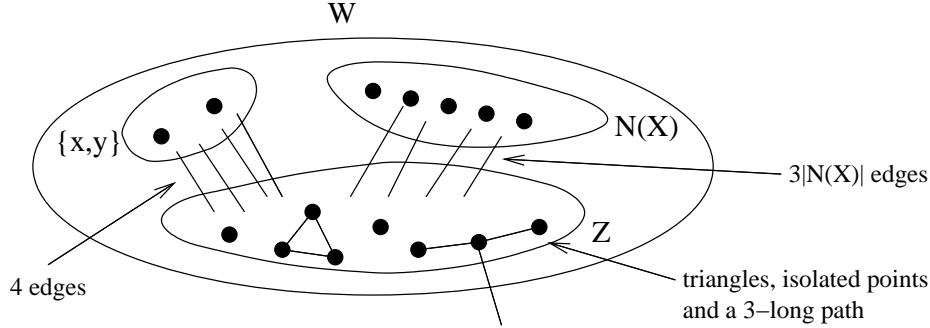
$$\delta - \epsilon = 3|X| - 4 = 3|N(X)| - 1$$

So, $|E(N(X), V \setminus W)| = 1$. Using (11) we obtain $|E(W, V \setminus W)| = 1$.



- (b) $\delta = 3|X| + 1$, so for all but one component a in X , $\delta(a) = 3$, and there is one component a for which $\delta(a) = 4$. In the first case a is a triangle or an isolated point, in the second case a is a path of 3 vertices.

As it was previously developed, $|E(N(X), V \setminus W)| = 0$ in this case, since $\delta = 3|X|$ is not satisfied. Since $\epsilon = 4$, every edge from $\{x, y\}$ goes to Z_{imp} , so $|E(\{x, y\}, V \setminus W)| = 0$. Every edge from Z_{imp} goes to $N(X) \cup \{x, y\}$, but the midpoint of the 3-long path component of X is not in Z_{imp} . So the edge, which goes from this vertex out of the 3-long path cannot go into $N(X) \cup \{x, y\}$, since every edge which has one of its endpoints in $N(X) \cup \{x, y\}$, has the other one in Z_{imp} , in this case. So $|E(Z, V \setminus W)| = 1$. Using (11) we obtain $E(W, V \setminus W) = 1$.



Notice, that there are ϵ edges going from $\{x, y\}$ to Z (not just Z_{imp}) in every case. If we denote $N(X)$ by Y and $\{x, y\}$ by U , we obtain the statement of the lemma. \blacksquare

5 Decomposition

In the previous section we have proven a special case of Theorem 1. In this section we finish the proof of the theorem via a decomposition argument. We will decompose every non-strongly-edge-normal non-2-edge-connected cubic graph along its cutting edges into small subgraphs, such that for every graph at least one of the subgraphs obtained will not be strongly-edge-normal. As a contradiction, we will prove using our previous results, that all the small subgraphs are strongly edge-normal.

First we define a notion which is needed because the subgraphs obtained during the decomposition are not cubic.

Definition 5 A graph $G = (V, E)$ is a cubic graph with arms, if there is a $K \subseteq V$ with the following properties.

- $K \neq \emptyset$ and for every $v \in K$, $d_G(v) = 3$.
- for every $v \in V \setminus K$, $d_G(v) = 1$ and $N(v) \subseteq K$.

The vertices of $V \setminus K$ are the arms and K is the body of G .

Notice, that a cubic graph is also a cubic graph with arms, because $K = V$ is permitted in the definition. The next definition gives the decomposition itself. Actually, we define its inverse, the method how a graph with a cutting edge can be made by sticking together two cubic graphs with arms. The notations of the next definition are visualized in Figure 6.

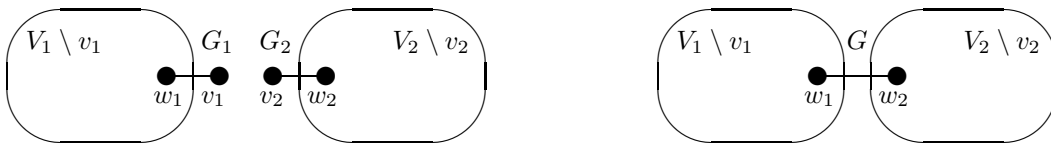


Figure 6: Two cubic graphs with arms and their connections

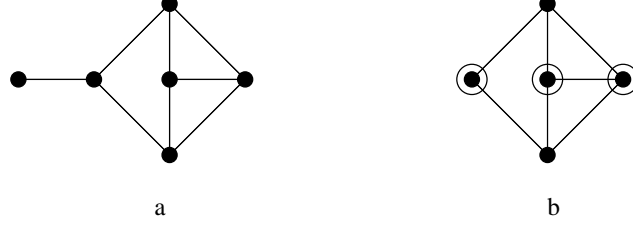


Figure 7: a) The graph used for cubic completion b) The canonical vertex cover of this graph

Definition 6 Consider for $i = 1$ and 2 a cubic graph with arms $G_i = (V_i, E_i)$, one of its arms v_i and the neighbour w_i of v_i , such that $(V_1 \setminus \{v_1\}) \cap (V_2 \setminus \{v_2\}) = \emptyset$. The graph $G = (V, E)$ is the connection of G_1 and G_2 at the arms v_1 and v_2 , if $V = (V_1 \setminus \{v_1\}) \cup (V_2 \setminus \{v_2\})$, and $E = (E_1 \setminus \{\{w_1, v_1\}\}) \cup (E_2 \setminus \{\{w_2, v_2\}\}) \cup \{\{w_1, w_2\}\}$. We denote G by $G_1 +_{v_1, v_2} G_2$.

If G_1 and G_2 are induced subgraphs of a graph, so that $v_1 = w_2$ and $v_2 = w_1$, then $G_1 +_{v_1, v_2} G_2$ is also denoted by $G_1 +_e G_2$, where e is the edge $\{v_1, v_2\}$. Clearly, G_1 and G_2 are part of G in a natural way. That is, there are two induced subgraphs $G'_1 := G[V_1 \cup w_2]$ and $G'_2 := G[V_2 \cup w_1]$ of G , isomorphic to G_1 and G_2 , respectively, and $G = G'_1 +_e G'_2$, where e is the edge $\{w_1, w_2\}$ of G . It is also clear, that since G_1 and G_2 are cubic graphs with arms, $G_1 +_{v_1, v_2} G_2$ is also such a graph.

The next lemma is the heart of our decomposition. It allows us to decompose cubic graphs with arms along their cutting edges. It states that if two such graphs are strongly edge-normal, then their connection is also strongly edge-normal.

Lemma 2 Let $G = (V, E)$ be a cubic graph with arms and G_1 and G_2 cubic subgraphs with arms of G such that $G = G_1 +_e G_2$. If G_1 and G_2 are strongly edge normal, then G is also strongly edge-normal.

PROOF Let U and W be the vertex sets of the two components of the graph obtained by deleting $\{u, w\} := e$ from G . It can be supposed that $u \in U$, $w \in W$, $G_1 = G[U \cup \{w\}]$ and $G_2 = G[W \cup \{u\}]$. Since G_1 and G_2 are strongly edge-normal, there is a good minimal vertex cover in both of them. Let them be C_1 and C_2 , respectively. Clearly, for $i = 1, 2$ and for every $f \in E(G_i)$ there exists a matching S in G_i , for which $f \in S$ and $C_i \subseteq v(S)$. We are supposed to prove, that the same statement holds for G and a vertex cover C of G , instead of G_i and C_i .

Let C be $C_1 \cup C_2$. Consider an arbitrary edge f of G . f is an edge of G_1 or G_2 . (If it is an edge of both, we can choose.) It can be supposed, that it is a part of G_1 . Then there is a matching S_1 in G_1 , for which $f \in S_1$ and $C_1 \subseteq v(S_1)$. There are two separate cases:

1. $\{w, u\} \in S_1$. $\{w, u\}$ is also an edge of G_2 . Let S_2 be a matching of G_2 , for which $\{w, u\} \in S_2$ and $C_2 \subseteq v(S_2)$. Then $S := S_1 \cup S_2$ is a matching in G we need, because $C = C_1 \cup C_2 \subseteq v(S_1) \cup v(S_2) = v(S)$, and $f \in S$.
2. $\{w, u\} \notin S_1$. Then there is no edge of S_1 in G_2 . Let us choose an edge g of G_2 , which has w as an endpoint, but does not have u . Such an edge exists, because w is the neighbour of an arm of G_2 , that is, $d_{G_2}(w) = 3$. There exists a matching S_2 of G_2 , for which $g \in S_2$ and $C_2 \subseteq v(S_2)$. $S := S_1 \cup S_2$ is a matching in G , because $v(S_1) \subset U$, and $v(S_2) \subset W$, so $v(S_1) \cap v(S_2) = \emptyset$. It is also true, that $C = C_1 \cup C_2 \subseteq v(S_1) \cup v(S_2) = v(S)$ and $f \in S$. So, S has the properties required. ■

The problem with the decomposition along cutting edges is that it results cubic graphs with arms. That is, the previously proven Lemma 1 cannot be used on the results of the decomposition. This problem can be solved by introducing our next notion, the cubic completion. It is a kind of smallest cubic graph which comprises a cubic graph with arms. It arises from connecting a graph like the one in the Figure 7.a to the arms of a cubic graph with arms.

Definition 7 Consider a cubic graph with arms G . Let v_1, v_2, \dots, v_k be the arms of G , and H_1, H_2, \dots, H_k graphs isomorphic to the one in Figure 7.a. Let u_i be the only arm of H_i . The cubic completion of G is the graph obtained as the connection of G and H_1, H_2, \dots, H_k , if each H_i is connected to G at u_i and v_i .

The next lemma states that the foregoing definition is useful, that is, it is enough to prove using Lemma 1 that the cubic completion of a graph is strongly edge-normal.

Lemma 3 *If the cubic completion G' of a cubic graph with arms G is strongly edge-normal, then G is also strongly edge-normal.*

PROOF Let the arms of G be v_1, \dots, v_k , and the neighbours of the arms be w_1, \dots, w_k , respectively. G is a part of G' in a natural way, so we call the common vertices of both on the names they are called in G . Since G' is strongly edge normal, there is a good vertex cover C' in G' . Then $C := (C' \cap V(G)) \cup \{w_1, \dots, w_k\} \setminus \{v_1, \dots, v_k\}$ is a good vertex cover in G , because:

Consider an arbitrary edge e of G . There exists a matching S in G' , for which $e \in S$, and $C' \subset v(S)$. Let $S' := \{s \in S : v(s) \subset V(G)\}$ and $S'' := S' \cup \{\{v_i, w_i\} : w_i \notin v(S')\}$. Clearly, S is a matching, so S' and S'' are also matchings. It is obvious, that $e \in S''$, and $C \subset v(S'')$ is also fulfilled. ■

In the next lemma we will use the notions and the results of Lemma 1, which are visualized in the figures at the proof of Lemma 1. It is clear that if a cubic graph is not normal, there exists a wrong set of vertices, with respect to its every minimal vertex cover. So, statements which exclude the existence of a wrong set in a cubic graph can be useful. Such statements are collected in the next lemma.

Lemma 4 *Consider a cubic graph $G = (V, E)$, a minimal vertex cover C , which is not good, and a wrong set W with respect to C . There is also a unique edge which connects W to $V \setminus W$. Let this edge be $\{w, v\}$, where $w \in W$. It cannot happen, that:*

1. $w \in C$, and $N(w) \cap (C \cap W) = \emptyset$, that is, there is no neighbour of w in $C \cap W$.
2. $z, u \in W \cap C$, so that $z, u \neq w$, and $\{z, u\}$ induces a P_2 component in $G[C]$.
3. There is a component in $G[C \cap W]$ which is isomorphic to P_4 .
4. There is a component in $G[C \cap W]$ which is isomorphic to P_5 , and one of the endpoints of this P_5 is w .

PROOF Since W is a wrong set with respect to C , it has a (Z, Y, U) partition. Let $U = \{x, y\}$.

First we prove, that $x \in C$ and $y \in C$ cannot be true at the same time. Assume the contrary. Both x and y have two neighbours in $V \setminus \{x, y\}$. Since $E(U, Z) \geq 3$, there is a vertex among x and y which has two neighbours in Z . It can be assumed that x is this vertex. Z is a subset of C , so these two neighbours of x are also in $C \setminus \{x, y\}$. That is, x has all its 3 neighbours in C , and it is also in C , which is a contradiction, since C is a minimal vertex cover. Notice, that at least one of x and y must be in C , that is, exactly one of x and y is in C .

It is also clear that both x and y must have at least one neighbour from Z , since $E(U, Z) \geq 3$. If (Z, Y, U) is of type 2a or 2b, then both x and y has two neighbours from Z , since $E(U, Z) = 4$. If (Z, Y, U) is of type 1, then one of x and y is identical to w , so it has one, and the other one has two neighbours from Z .

The proof of the four statements follow.

1. Since $w \in C$, the (Z, Y, U) partition can only be of type 1 or 2b. If it is of type 1, then $w = x$ or $w = y$, so it has at least one neighbour in Z , which is also in $C \cap W$. If the (Z, Y, U) partition is of type 2b, then v is the second point of a 3 long path component of $G[Z]$, so it has at least two neighbours from $C \cap W$.
2. Suppose the contrary of the statement. If $\{z, u\} \cap \{x, y\} = \emptyset$, then $\{z, u\}$ induces a component of $G[Z]$, but there cannot be a P_2 among the components of $G[Z]$. So $\{z, u\} \cap \{x, y\} \neq \emptyset$. We can suppose that $z \in \{x, y\}$. Then z has two neighbours in Z , because $z \neq w$, so it cannot be in a component of $G[C]$, which has 2 vertices.
3. Let us suppose the contrary of the statement. It is clear, that there must be points from Z in P_4 component. The components of $G[Z]$ can be triangles, isolated points or a 3-long path. The points of triangles cannot be part of a P_4 , so there remain the isolated points and the 3-long

path. There is only one point apart from these components which is in $C \cap W$, one of x and y . We can suppose that it is x . It is clear, that it must also be in the P_4 .

If x has two neighbours from Z , then it can connect two isolated points or an isolated point and the 3-long path, so it is a part of a 3-long or a 5-long path. If it has only one neighbour from Z , then the (Z, Y, U) partition is of type 1, x has only one neighbour from $C \cap W$, which now can only be an isolated point, so x belongs to an only 2-long path component of $G[C \cap W]$, which is a contradiction.

4. From the proof of the previous point it can be seen that a chance for having a P_5 as a component of $G[C \cap W]$, is that the (Z, Y, U) partition is of type 2b, x (or y) is in C and x (or y) connects an isolated point to the 3-long path. But in this case w is the second point of the P_5 (or fourth, if we start counting the vertices from the other endpoint). ■

The next lemma proves, that at the end of our decomposition we obtain graphs that are strongly edge-normal.

Lemma 5 *A cubic graph with arms, which does not have a cutting edge apart from the ones that connect its arms to its body, is strongly edge-normal.*

PROOF Suppose, that there exists a non strongly edge-normal cubic graph with arms G , which does not have cutting edges apart from the ones that connect its arms to its body. G must have at least one arm, because otherwise it would be a 2-edge-connected cubic graph, which is strongly edge-normal by Lemma 1. Let $G' = (V', E')$ be the cubic completion of G . Clearly G' is also not strongly edge-normal, because of Lemma 3.

Let K be the body and v_1, v_2, \dots, v_k be the arms of G . Let the set of vertices by which v_i was replaced in G' be called H_i . Take a minimal vertex cover C , which in each H_i looks like in figure 7.b. (In the figure the vertices of the vertex cover are marked with circles around them.) Since G' is not strongly edge-normal, C is not good, so there exists a wrong set W with respect to C . Since W is connected with only one edge to the other parts of the graph, W can only be one of the H_i 's, or $V' \setminus H_i$ for some i . There are two cases:

1. $k \geq 2$. Since for every i in both $G'[H_i \cap C]$ and $G'[(V' \setminus H_i) \cap C]$, there is a component which is isomorphic to P_2 and does not contain an endpoint of a cutting edge, neither H_i nor $V' \setminus H_i$ can be a wrong set, because of the second statement of Lemma 4. So, C must be good for G' ,
2. $k = 1$. Since in $G'[H_1 \cap C]$ there is a component which is isomorphic to P_2 and does not contain an endpoint of a cutting edge, H_1 cannot be a wrong set, because of the second statement of Lemma 4. So, $W = V' \setminus H_1$. We are going to show, that there is a minimal vertex cover C' of G' , for which $C' \cap H_1 = C \cap H_1$, so H_1 is not a wrong set with respect to C' , and for which neither $V' \setminus H_1$ can be a wrong set. We will use the statements of Lemma 4 to prove, that $V' \setminus H_1$ is not a wrong set.

Let \mathbb{C} denote the set of minimal vertex covers, which looks like on the figure 7.b in H_1 . We are going to select from \mathbb{C} the correct C' for every type of graph. Let p be the vertex which is the endpoint of the cutting edge in $V' \setminus H_1$. There are five cases. For each case there is a subfigure of Figure 8, where the relevant part of C' is drawn. (In the figures, there is a circle drawn around the vertices of C' .)

- (a) The two neighbours of p which are in W are not connected. Let us call these two neighbours r and q . Then there is a $C' \in \mathbb{C}$, for which $p \in C'$, and $q, r \notin C'$, because $\{q, r\}$ is a stable set in G' , thus a minimal vertex cover can avoid them. This means that $V' \setminus H_1$ cannot be a wrong set, by the first statement of Lemma 4, that is, C' is good.
- (b) The previous condition is not fulfilled, but the third neighbour of r (not p and not q) is not connected to the third neighbour of q (not p and not r). Let these neighbours be s and t , respectively. (Though one can see easily, that s and t cannot coincide, it would not matter for our reasoning.) There is a $C' \in \mathbb{C}$ for which $q, s, t \notin C'$, and $q, r \in C'$, because $\{p, s, t\}$ is a stable set of G' . For this C' there is a component of $G'[C' \cap W]$ which is a P_2 and p is not contained in this component, so $V' \setminus H_1$ cannot be a wrong set, because of the second statement of Lemma 4, that is, C' is good.

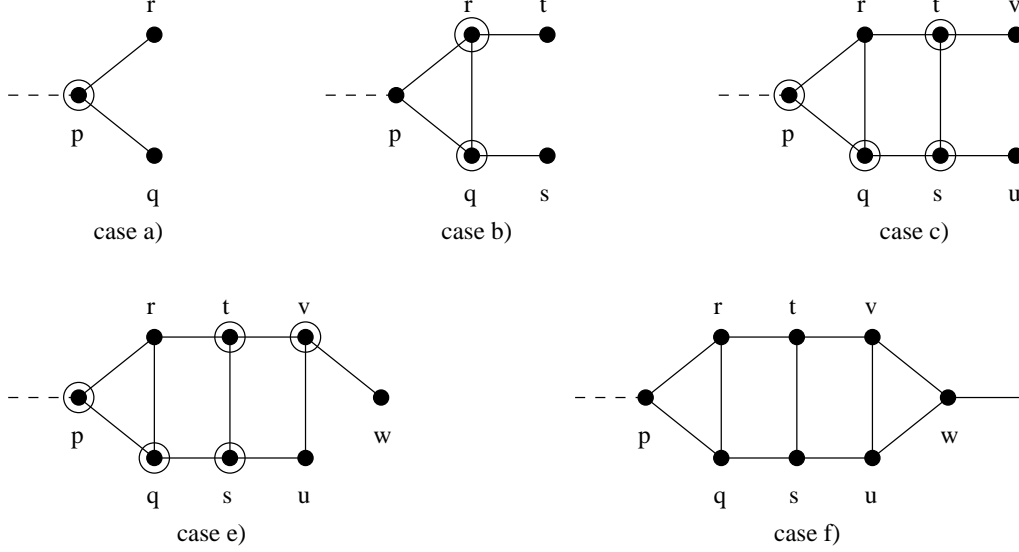


Figure 8: Good vertex covers in the cubic completion of the cubic graphs with one arm

- (c) The previous conditions are not fulfilled, but the third neighbour of s (not r and not t) is not connected to the third neighbour of t (not q and not s). Let these neighbours be u and v , respectively. (Here it also does not matter if u and v coincide.) There is a $C' \in \mathbb{C}$ for which $r, u, v \notin C'$, and $p, q, s, t \in C'$, because $\{r, u, v\}$ is a stable set in G' . But for this C' there is a component of $G'[C' \cap W]$ which is a P_4 , so $V' \setminus H_1$ cannot be a wrong set, because of the third statement of Lemma 4, that is, C' is good.
- (d) The previous conditions are not fulfilled, but the third neighbour of u (not s and not v) is not the same as the third neighbour of v (not t and not u). Let this neighbour of v be w . Then there is a $C' \in \mathbb{C}$ for which $r, w, v \notin C'$, and $p, q, s, t, v \in C'$, because $\{r, t, w\}$ is a stable set of G' . But for this C' there is a component of $G'[C' \cap W]$ which is a P_5 , and p is one of its endpoint, so $V' \setminus H_1$ cannot be a wrong set, by the fourth statement of Lemma 4, that is, C' is good.
- (e) The previous conditions are not fulfilled. This cannot happen, because the third edge going out of w is also a cutting edge, which contradicts the fact that $V' \setminus H_1$ is the body of G , and this body is 2-edge-connected.

So, G' is strongly edge-normal, which is a contradiction. ■

We reached the point, where we can complete the proof of Theorem 1. We make the previously promised decomposition in this proof.

PROOF OF THEOREM 1 We prove the stronger statement: Every cubic graph is strongly edge-normal. Suppose, that there exists a graph $G = (V, E)$, which contradicts this. Then G is a non-strongly-edge-normal cubic graph with arms. That is, there exists a minimal, nonempty subset U of V , so that, $G[U]$ is a non-strongly-edge-normal cubic graph with arms. $G[U]$ does not have cutting edges apart from the ones that connect its arms to its body, because of Lemma 2. So, from Lemma 5 it follows, that $G[U]$ is strongly edge-normal, which is a contradiction. ■

6 Further remarks

First a corollary, which is the immediate consequence of the previously proven lemmas.

Corollary 2 *Every graph which has vertices of degree 3 or 1 only is strongly edge-normal, that is, its line graph is normal.*

PROOF Take a graph $G = (V, E)$, the vertices of which have degrees 3 and 1 only. Remember, that it is enough to consider only connected graphs. So, if there are no vertices with degree 3, then G is a P_2 , which is strongly edge-normal. If there are also vertices with degree 3, then G is a cubic graph with arms. Take its cubic completion G' . From Theorem 1 it follows, that G' is strongly edge-normal. So, G is also strongly edge normal because of Lemma 3, which proves the corollary. ■

A graph G is strongly edge-normal iff it has a good vertex cover C . Since every cubic graph is strongly edge-normal, every cubic graph has a good vertex cover. The proof we presented is constructive in the following sense: it gives an algorithm for finding this good vertex cover.

Corollary 3 *There is a polynomial time algorithm, which finds a good vertex cover for every cubic graph.*

PROOF We describe the algorithm: Consider a cubic graph $G = (V, E)$. We examine whether there exists a cutting edge in G . If there is no cutting edge, then G is 2-edge-connected. In this case, as it was developed earlier in Corollary 1, every minimal vertex cover is good. Thus, the algorithm has to do only one thing, it has to find a minimal (with respect to inclusion) vertex cover. This together with the search for cutting edge can clearly be done in polynomial time.

From now on, suppose that G is not 2-edge-connected. We decompose G recursively along its cutting edges. We obtain induced cubic subgraphs of G with arms G_1, G_2, \dots, G_k , so that, G is the connection of these subgraphs and every subgraph has a 2-edge-connected body. Every G_i has a body with at least one vertex, and every vertex of G is part of exactly one body, so we cannot get more than $|V|$ graphs at the end of the decomposition. Thus, the decomposition is finished in polynomial time. In Lemma 2 it is described how a good vertex cover of G can be obtained if a good vertex cover of every G_i is given. That is, if we can find a good vertex cover for a cubic graph with arms the body of which is 2-edge-connected in polynomial time then we are ready. Let us fix a graph H like this.

The proof of Lemma 5 is constructive, that is, it distinguishes between two cases and four more subcases of the second case, and tells us, how a good vertex cover of the cubic completion of H should look like in each case and subcase. One can decide in polynomial time, which case a graph H belongs to, and then finding a good vertex cover of the cubic completion is trivial. From Lemma 3 we know how to get a good vertex cover of H from a good vertex cover of the cubic completion of H . This can also be made in polynomial time. So the statement of the corollary is proven. ■

References

- [1] M. Chudnovsky, N. Robertson, P. D. Seymour, R. Thomas, Progress on perfect graphs, *Math. Program. Ser. B*, **97** (2003), 405–422.
- [2] M. Chudnovsky, N. Robertson, P. D. Seymour, R. Thomas, The Strong Perfect Graph Theorem, manuscript, 2002, <http://www.math.gatech.edu/~thomas/spgc.html>.
- [3] M. Chudnovsky, G. Cornuéjols, X. Liu, P. Seymour, K. Vušković, Cleaning For Bergeness, manuscript, 2002, http://www.math.princeton.edu/~mchudnov/paper3_submitted.ps
- [4] M. Chudnovsky, P. D. Seymour, Recognizing Berge Graphs, manuscript, 2003, http://www.math.princeton.edu/~mchudnov/paper2_submitted.ps
- [5] G. Cornuéjols, X. Liu, K. Vušković, A Polynomial Algorithm for Recognizing Perfect Graphs, manuscript, 2003, <http://www.integer.gsia.cmu.edu/webpub/perfectrecogn1.pdf>
- [6] I. Csiszár, J. Körner, L. Lovász, K. Marton, G. Simonyi, Entropy splitting for antiblocking corners and perfect graphs, *Combinatorica*, **10** (1990), 27–40.
- [7] C. De Simone, J. Körner, On the odd cycles of normal graphs, Proceedings of the Third International Conference on Graphs and Optimization, GO-III (Leukerbad, 1998), *Discrete Appl. Math.* **94** (1999), no. 1-3, 161–169.
- [8] J. Körner, An extension of the class of perfect graphs, *Studia Sci. Math. Hungar.* **8** (1973), 405–409.

- [9] J. Körner and G. Longo, Two-step encoding of finite memoryless sources, *IEEE Trans. Inform. Theory*, **19** (1973), 778-782.
- [10] R. Nedela, M. Škoviera, Decompositions and reductions of snarks, *J. Graph Theory*, **22** (1996), no. 3, 253–279.
- [11] J. L. Ramírez Alfonsín and B. A. Reed (eds.), *Perfect graphs*, Wiley-Interscience Series in Discrete Mathematics and Optimization, John Wiley and Sons, Ltd., Chichester, 2001.
- [12] G. Simonyi, Perfect graphs and graph entropy. An updated survey, in: *Perfect Graphs* (J. L. Ramírez-Afonsín, B. A. Reed, eds.), John Wiley and Sons, Ltd., Chichester, 2001, 293–328.
- [13] A. Wagler, The normal graph conjecture and circulant graphs, manuscript