

THE JONES POLYNOMIAL AND GRAPHS ON SURFACES

OLIVER T. DASBACH, DAVID FUTER, EFSTRATIA KALFAGIANNI, XIAO-SONG LIN,
AND NEAL W. STOLTZFUS

ABSTRACT. The Jones polynomial of an alternating link is a certain specialization of the Tutte polynomial of the (planar) checkerboard graph associated to an alternating projection of the link. The Bollobás–Riordan–Tutte polynomial generalizes the Tutte polynomial of graphs to graphs that are embedded in closed oriented surfaces of higher genus.

In this paper we show that the Jones polynomial of any link can be obtained from the Bollobás–Riordan–Tutte polynomial of a certain oriented ribbon graph associated to a link projection. We give some applications of this approach.

1. INTRODUCTION

Informally, oriented ribbon graphs (a.k.a. combinatorial maps, rotation systems) are graphs with a cyclic orientation of the edges meeting at a vertex (see Chapter 10 of Tutte’s book on graph theory [Tut01]). Their genus is the minimal genus of an oriented surface constructed by attaching polygonal faces in a manner prescribed by the cyclic orientation. Recently, Bollobás and Riordan extended the Tutte polynomial to ribbon graphs [BR01] as a three-variable polynomial, where the exponents of the third variable are related to the genus of the ribbon graph.

The ribbon graphs of interest in this introductory paper arise naturally from link projections. We will show that the Jones polynomial, via the Kauffman bracket, is a specialization of the Bollobás–Riordan–Tutte polynomial of these oriented ribbon graphs. Furthermore, this approach leads to a natural notion of the minimal genus of the ribbon graph over all link projections which we call *Turaev genus* of a link. Links of Turaev genus zero are exactly the alternating links.

Our approach is different from the one taken by Thistlethwaite [Thi87], where he gives a spanning tree expansion of the Jones polynomial via signed graphs. Using these ideas, Kauffman defined a three-variable Tutte polynomial for signed graphs [Kau89]. For alternating links, our approach coincides with Thistlethwaite’s approach:

¹We regretfully inform you that Xiao-Song Lin passed away on the 14th of January, 2007.

Date: November 26, 2024.

The first author was supported in part by NSF grants DMS-0306774 and DMS-0456275 (FRG).

The second author was supported in part by NSF grant DMS-0353717 (RTG).

The third author was supported in part by NSF grants DMS-0306995 and DMS-0456155 (FRG).

The fifth author was supported in part by NSF grant DMS-0456275 (FRG).

the Jones polynomial of an alternating link is a specialization of the Tutte polynomial of Tait's checkerboard graph of an alternating link projection. The connection between the Tutte polynomial and the Jones polynomial for alternating knots was fruitfully used in [DL04, DL06]. The books [Bol98, Wel93] give a good introduction to the interplay between knots and graphs.

There is a version of the Jones polynomial for links in 3-manifolds M that are I -bundles over orientable surfaces: that is, $M = S \times I$. In this setting, one defines a version of the Kauffman bracket for link projections on S and the Jones polynomial is a normalization of this bracket that remains invariant under Reidemeister moves on S . Chmutov and Pak [CP04] were the first to relate the Bollobás–Riordan–Tutte graph polynomial to link invariants: they showed that the Kauffman bracket of an alternating link projection on S is an evaluation of the Bollobás–Riordan–Tutte polynomial of the checkerboard graph of the projection. Thus, Chmutov and Pak generalize Thistlethwaite's result for alternating links in I -bundles. In [CP06] they extend their result to virtual links.

In this paper we relate the Bollobás–Riordan–Tutte polynomial and the Kauffman bracket in a context different than that of Chmutov and Pak: we work with links in S^3 and consider projections up to the usual Reidemeister moves. We show that the Kauffman bracket of any connected link projection is obtained as an evaluation of the Bollobás–Riordan–Tutte polynomial of a certain oriented ribbon graph (the A -graph) associated to the projection. We conclude that the Jones polynomial of any link can be obtained from the Bollobás–Riordan–Tutte polynomial of the ribbon graph. From this point of view, our result is a generalization of Thistlethwaite's alternating link result to all links.

The paper is organized as follows: Section 2 recalls the definition of an oriented ribbon graph. Section 3 describes the construction of a ribbon graph from a diagram of a link. Section 4 uses the surface of the ribbon graph to prove a duality result. The relationship to Fomenko's concept of *atom* [Fom91], as introduced into knot theory by Manturov [Man98], is also discussed. In Section 5, we define the Bollobás–Riordan–Tutte polynomial of this ribbon graph, and show how the Kauffman bracket of the diagram can be obtained as a specialization of this polynomial. Passing from the Kauffman bracket to the Jones polynomial is then a matter of multiplying by a well-known diagrammatic factor.

As an application, we get a spanning tree and a spanning subgraph expansion for the Kauffman bracket in Section 6. Finally, Section 7 gives some implications for adequate links.

Acknowledgment: We would like to thank Sergei Chmutov and Igor Pak for helpful discussions on the Bollobás–Riordan–Tutte polynomial. We also thank James Oxley and Vassily Manturov for helpful comments.

2. RIBBON GRAPHS

Heuristically, an *oriented ribbon graph* can be viewed as a multi-graph (i.e. loops and multiple edges are allowed) equipped with a cyclic order on the edges at every vertex. Isomorphisms between oriented ribbon graphs are graph isomorphisms that preserve the given cyclic order of the edges.

The definition of a ribbon graph, however, highlights the permutation (and secondarily, the topological) structure.

Definition 2.1. A *connected oriented ribbon graph* is a triple, $\mathbb{D} = (\sigma_0, \sigma_1, \sigma_2)$ of permutations of a finite set $\mathcal{B} = [2n] := \{1, 2, \dots, 2n - 1, 2n\}$. The triple must satisfy:

- σ_1 is a fixed point free involution, i.e. $\sigma_1(\sigma_1(b)) = b, \sigma_1(b) \neq b$ for all b .
- $\sigma_0(\sigma_1(\sigma_2(b))) = b$ and
- The group generated by $\langle \sigma_0, \sigma_1 \rangle$ acts transitively on \mathcal{B} .

A *oriented ribbon graph* is a disjoint union of connected oriented ribbon graphs. We will often use the term *ribbon graph* for short, keeping the orientation implicit.

The elements of the set \mathcal{B} will be called *half edges* (*les brins* en français). Note that it follows from the second condition that any two permutations determine the third.

2.1. Associated Surface and Genus of a Ribbon Graph. Given an oriented ribbon graph $\mathbb{D} = (\sigma_0, \sigma_1, \sigma_2)$, the orbits of σ_0 form the vertex set, of cardinality $v(\mathbb{D})$, the orbits of σ_1 , the edge set, of cardinality $e(\mathbb{D})$ and σ_2 , the face set, of cardinality $f(\mathbb{D})$, respectively. The underlying graph of a ribbon graph has an edge connecting the vertices in whose orbit its two *half edges* lie. In addition, this graph is embedded in an oriented surface with (cellular) faces corresponding to the orbits of σ_2 and oriented so that σ_0 cyclically rotates the *half edges* meeting at a vertex in the rotation direction determined by the orientation. By convention, we also allow the ribbon graph with an empty set of half-edges. The underlying graph has one vertex and one face.

Definition 2.2. The genus $g(\mathbb{D})$ of a ribbon graph \mathbb{D} with k components is determined by its Euler characteristic: $v(\mathbb{D}) - e(\mathbb{D}) + f(\mathbb{D}) = 2k - 2g(\mathbb{D})$.

For the definitions and properties of oriented ribbon graphs, we will follow the recent monograph *Graphs in surfaces and their applications* [LZ04]. In particular, note that we will always assume the embedding surface is oriented (certain extensions to the non-orientable case are discussed in [BR02]). Historically, this concept has been rediscovered several times and explored in several distinct settings: combinatorics, topology, physics of fields, combinatorial group theory and algebraic number theory.

Oriented ribbon graphs have also been called: fat graphs, cyclic graphs, combinatorial maps, rotation systems and dessins d'enfant (Grothendieck's terminology in the context of the Galois theory of certain arithmetic algebraic curves). In addition to the book of S.K. Lando and A. Zvonkin [LZ04] and Tutte's book [Tut01], surveys of note are those by Robert Cori and Antonio Machi [CM92] and the book edited by Leila Schneps [Sch94], which contains a survey of G. Jones and D. Singmaster on group theoretical aspects. In the graph theory literature, the original source often cited is the 1891 article of L. Heffter [Hef91].

3. FROM A LINK DIAGRAM TO THE KAUFFMAN STATE RIBBON GRAPH

We will associate an oriented ribbon graph with each Kauffman state of a plane (connected) link diagram. The graph is constructed as follows: Given a link diagram $D(K)$ of a knot K we have, as in Figure 1, an A -splicing and a B -splicing at every crossing. For any state assignment of an A or B at each crossing we obtain a collection of non-intersecting circles in the plane, together with embedded arcs that record the crossing splice. Again, Figure 1 shows this situation locally. In particular, we will consider the state where all splittings are A -splittings.

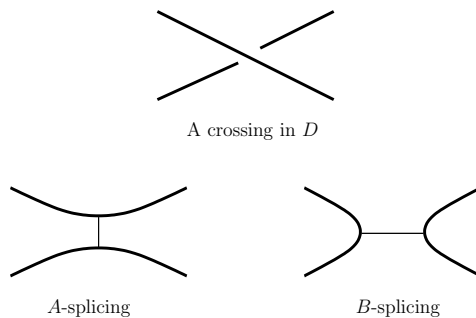


FIGURE 1. Splittings of a crossing, A -graph and B -graph.

To define the desired oriented ribbon graph associated to a plane link diagram, we need to define an orientation on each of the circles resulting from the A or B splittings, according to a given state assignment. (We note that these circles will become the vertices of our ribbon graph.) For a related situation, see Vogel's algorithm for transforming a link diagram into closed braid form [Vog90, BB05].

We orient the resulting set of circles in the plane by orienting each component clockwise or anti-clockwise according to whether the circle is inside an odd or even number of circles, respectively. See Figure 2 for an example.

Given a state assignment $s : E \rightarrow \{A, B\}$ on the crossings (the eventual edge set $E(\mathbb{D})$ of the ribbon graph), the associated ribbon graph is constructed by first

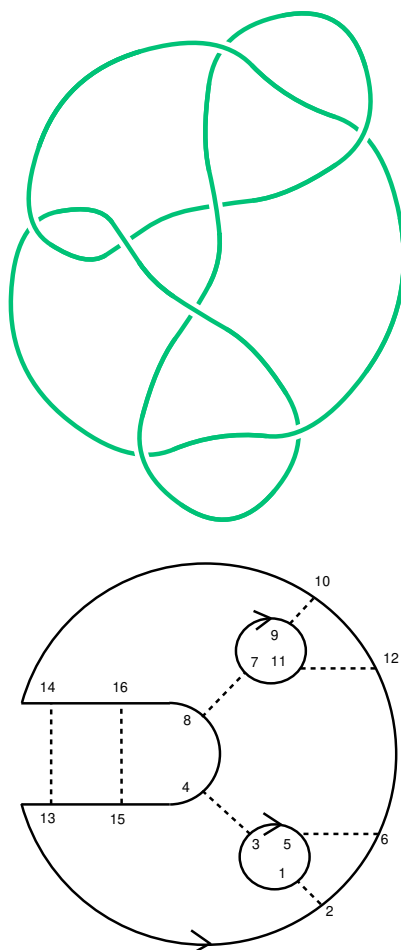


FIGURE 2. The eight-crossing knot 8_{21} with its all-A splicing projection diagram and its orientation.

resolving all the crossings according to the assigned states and then orienting the resulting circles as above.

The set of *half-edges* \mathcal{B} will be the collection $\mathcal{B} = \{(C, \gamma)\}$, where C is a component circle of the resolution of the state s and γ is a directed edge from C corresponding to the chosen splice at a crossing. The permutation σ_0 permutes \mathcal{B} according to the orientation order of the endpoints of the oriented arcs γ beginning on C . The permutation σ_1 matches the directed arc γ with the oppositely oriented arc beginning at the other end of the splice. We will denote the ribbon graph associated to state s by $\mathbb{D}(s)$.

4. DUALITY

Given a link diagram and a state s , one can explicitly construct a surface $G(s)$, following Turaev and Cromwell [Cro04, Tur87]. The construction uses both s and the *dual state* \hat{s} , in which every crossing is resolved in the opposite way from s . It will turn out that $G(s)$ realizes the genus of $\mathbb{D}(s)$.

Let $\Gamma \subset S^2$ be the planar, 4-valent graph of the link diagram. Thicken the projection plane to a slab $S^2 \times [-1, 1]$, so that Γ lies in $S^2 \times \{0\}$. Outside a neighborhood of the vertices (crossings), our surface will intersect this slab in $\Gamma \times [-1, 1]$. In the neighborhood of each vertex, we insert a saddle, positioned so that the boundary circles on $S^2 \times \{1\}$ are the state circles of s , and the boundary circles on $S^2 \times \{-1\}$ are the state circles of \hat{s} . (See Figure 3.) Then, we cap off each state circle with a disk, obtaining a closed surface $G(s)$. We call $G(s)$ the *Turaev surface* of s .

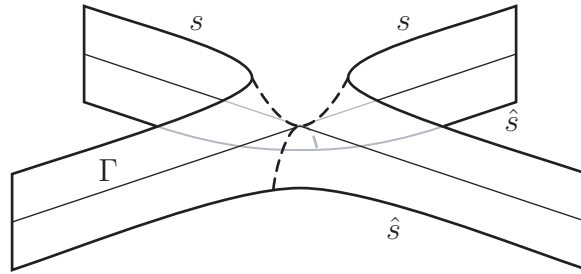


FIGURE 3. Near each crossing of the diagram, a saddle surface interpolates between state circles of s and state circles of \hat{s} . The edges of the ribbon graph can be seen as gradient lines at the saddle.

Lemma 4.1. *$G(s)$ is an unknotted surface. In other words, $S^3 \setminus G(s)$ is a disjoint union of two handlebodies.*

Proof. By construction, the surface $G(s)$ has the structure of a cell complex, whose 1-skeleton is Γ and whose 2-cells correspond to state circles of s and \hat{s} .

Thicken Γ to a regular neighborhood $N(\Gamma)$. Because Γ is a planar graph, $S^3 \setminus N(\Gamma)$ is a handlebody. Now, glue in the 2-cells of $G(s)$, one at a time. Each time we add a disk to the partially constructed surface, we cut the complementary manifold along a disk. It is well-known that when a handlebody is cut along a disk, the result is one or two handlebodies. Thus, by induction, $S^3 \setminus G(s)$ is a union of handlebodies. \square

Lemma 4.2. *The oriented ribbon graphs $\mathbb{D}(s)$ and $\mathbb{D}(\hat{s})$ can both be embedded in $G(s)$. Furthermore, $\mathbb{D}(s)$ and $\mathbb{D}(\hat{s})$ are dual on $G(s)$: the vertices of one correspond to the faces of the other, and the edges of one correspond to the edges of the other.*

Proof. Once again, we employ the crucial fact that Γ cuts $G(s)$ into disks that correspond to state circles of s and \hat{s} . These disks can be two-colored, with the s -disks (above $S^2 \times \{0\}$) white and the \hat{s} -disks (below $S^2 \times \{0\}$) shaded.

We embed $\mathbb{D}(s)$ on $G(s)$ as follows. Pick a vertex in the interior of each white s -disk. Then, each time two s -disks touch each other on opposite sides of a crossing, connect the corresponding vertices by an edge. These edges correspond precisely to the splicing arcs in Figure 1.

Orienting $G(s)$ and the state circles of s , in a manner compatible with the orientation of the plane projection, results in the half-edges of $\mathbb{D}(s)$ being embedded with the correct cyclic ordering.

We embed $\mathbb{D}(\hat{s})$ on $G(s)$ in a similar way, by picking a vertex in the interior of each \hat{s} -disk. Now, it is easy to observe that the two ribbon graphs are dual to each other. Every crossing of the diagram gives rise to two intersecting edges, one in each ribbon graph. Every face of $\mathbb{D}(s)$ corresponds to a shaded disk in $G(s)$, which in turn corresponds to a vertex of $\mathbb{D}(\hat{s})$ – and vice versa. \square

Corollary 4.3. *The genera of $G(s)$, $\mathbb{D}(s)$, and $\mathbb{D}(\hat{s})$ are all equal.*

The state surface $G(s)$ provides a concrete connection between the Jones polynomial of a link L and the geometry and topology of the link complement. For example, the papers [DL04, FKP06] use the checkerboard coloring of this surface to relate the coefficients of the Jones polynomial to the hyperbolic volume of the link. It also leads to a natural knot invariant:

Definition 4.4. Given a particular projection of a link L , we denote the oriented ribbon graph of the all- A state by $\mathbb{D}(A)$, and of the all- B state by $\mathbb{D}(B)$. Then, we define the *Turaev genus* of L to be the minimum value of $g(\mathbb{D}(A))$, taken over all projections of L . Note that by Corollary 4.3, this is also equal to the minimum value of $g(\mathbb{D}(B))$.

Lemma 4.5. *When s is the all- A state or the all- B state, the link has an alternating projection to $G(s)$.*

Proof. When we project the link to $G(s)$, the image is the same 4-valent graph Γ . Furthermore, all the state circles of the A and B splittings have disjoint projections to $G(s)$, since we can draw each circle just inside the boundary of the corresponding disk. In other words, the local picture is identical to the checkerboard coloring of an alternating diagram in the plane.

This local picture is illustrated in Figure 4. The top panel shows an arc of L between two consecutive over-crossings, as well as the corresponding section of the surface $G(s)$. When this piece of the surface is laid out flat, one can see that the left crossing becomes an under-crossing, and the projection of L to the surface is alternating. \square

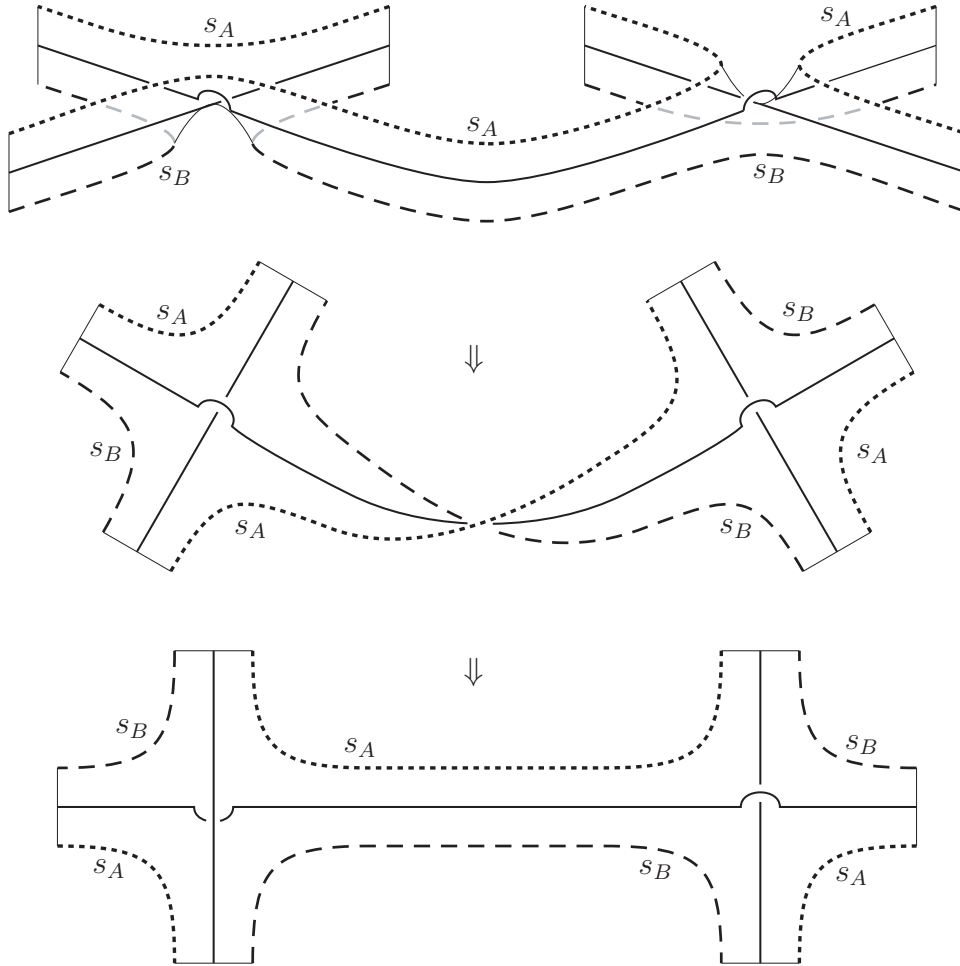


FIGURE 4. Top: a section of the surface $G(s)$ between two consecutive over-crossings. Middle: the projection of the section. Bottom: the same section of surface, laid out flat. In this flattened picture, one can see that L is alternating on the surface.

Corollary 4.6. *A knot or link L has Turaev genus 0 if and only if it is alternating.*

Proof. In an alternating diagram, the state circles of the A and B splittings correspond to the checkerboard coloring of the plane. In other words, the construction of $G(s)$ recovers the (compactified) projection plane, and $\mathbb{D}(A)$ and $\mathbb{D}(B)$ have genus 0. Conversely, if L has a diagram in which the genus of $\mathbb{D}(A)$ is 0, then by Lemma 4.5 the link has an alternating projection to a sphere. \square

Example 4.7. Figure 2 shows the non-alternating 8-crossing knot 8_{21} , as drawn by Knotscape [HTW98], and Figure 5 the all- A associated oriented ribbon graph.

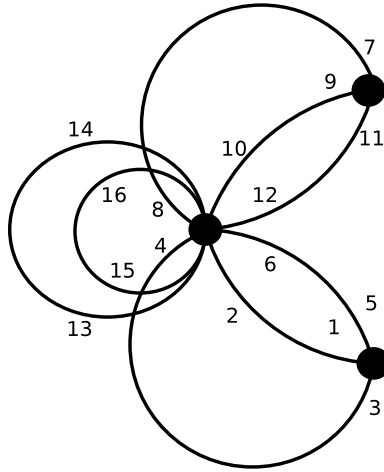


FIGURE 5. All-A splicing ribbon graph for \$8_{21}\$.

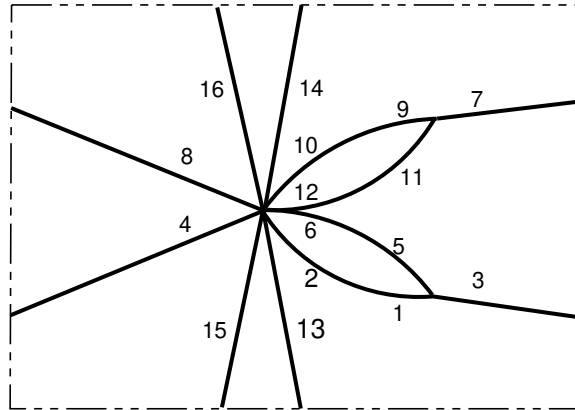


FIGURE 6. Toroidal embedding of the all-A splicing ribbon graph for \$8_{21}\$

With the numbering of the *half-edges* as given in the diagram, the fixed-point-free involution \$\sigma_1\$ is given in cycle notation by:

$$\sigma_1 = \{\{1, 2\}, \{3, 4\}, \{5, 6\}, \{7, 8\}, \{9, 10\}, \{11, 12\}, \{13, 14\}, \{15, 16\}\}$$

The vertex permutation reads the half-edges around a circle of the state splicing. In cycle notation the permutation is:

$$\sigma_0 = \{\{2, 6, 12, 10, 14, 16, 8, 4, 15, 13\}, \{1, 3, 5\}, \{7, 9, 11\}\}.$$

By the defining property relating all three permutations,

$$\sigma_2 = \{\{13, 10, 7, 16, 4, 1\}, \{5, 2\}, \{8, 11, 6, 3\}, \{12, 9\}, \{15, 14\}\}$$

and we have five faces. The Euler characteristic of this ribbon graph is

$$v(\mathbb{D}) - e(\mathbb{D}) + f(\mathbb{D}) = 3 - 8 + 5 = 0,$$

so we have that the genus is 1, as displayed in 6. Since the knot is non-alternating we know by Corollary 4.6 that the Turaev genus of the knot must be one.

Remark 4.8. In a series of articles beginning with [Man98] and his book [Man04], Manturov introduces the concept of *atom* into knot theory, motivated by Fomenko's use in his study [Fom91] of Hamiltonian systems.

An *atom* is a triple (M^2, Γ, c) with

- (1) M^2 is a closed, compact, oriented two-manifold
- (2) Γ is a graph embedded in M so that the complement is a disjoint union of 2-disks
- (3) c is a two-coloring (checkerboard coloring) of the complementary regions.

A *vertical atom* is an atom where M is embedded in three-space, the projection, π , to the z -axis is a Morse function and the level set at $z = c$, $\pi^{-1}(c)$ is a plane 4-valent graph whose complement is a disjoint union of 2-disks. The closed surface, $G(s)$, constructed in this section is a vertical atom in which Γ is the initial plane projection of the link (with the checkerboard coloring of the complement). And, as detailed above, the ribbon graph associated to any state, $\mathbb{D}(s)$, is embedded in this surface. In particular the graph of the all- A state ribbon graph, $\mathbb{D}(A)$ can be embedded so that the vertices are in the complementary disks of a fixed, chosen color and the edges connect the two regions of that color at a crossing.

5. THE BOLLOBÁS–RIORDAN–TUTTE POLYNOMIAL

In this section we will recall the definition of the Bollobás–Riordan–Tutte polynomial $C(\mathbb{D}) \in Z[X, Y, Z]$ of a ribbon graph \mathbb{D} from [BR01]. The definition requires several different combinatorial measurements of the ribbon graph.

Definition 5.1. For an oriented ribbon graph \mathbb{D} , we define the following quantities:

$$\begin{aligned} v(\mathbb{D}) &= \text{the number of vertices} = \text{the number of orbits of } \sigma_0, \\ e(\mathbb{D}) &= \text{the number of edges} = \text{the number of orbits of } \sigma_1, \\ f(\mathbb{D}) &= \text{the number of faces} = \text{the number of orbits of } \sigma_2, \\ k(\mathbb{D}) &= \text{the number of connected components of } \mathbb{D}, \\ g(\mathbb{D}) &= \frac{2k(\mathbb{D}) - v(\mathbb{D}) + e(\mathbb{D}) - f(\mathbb{D})}{2}, \text{ the } \textit{genus} \text{ of } \mathbb{D}, \\ n(\mathbb{D}) &= e(\mathbb{D}) - v(\mathbb{D}) + k(\mathbb{D}), \text{ the } \textit>nullity} \text{ of } \mathbb{D}. \end{aligned}$$

The construction will be completed in two stages. For a ribbon graph with an edge that is not a loop, i.e. does not connect a vertex with itself, the polynomial satisfies some contraction/deletion relation. This reduces the computation to the computation of the Bollobás–Riordan–Tutte polynomial for ribbon graphs with one vertex:

5.1. The Bollobás–Riordan–Tutte polynomial for ribbon graphs with one vertex. For a ribbon graph \mathbb{D} with one vertex and $e(\mathbb{D})$ edges, we define the Bollobás–Riordan–Tutte polynomial $C(\mathbb{D})$ for one-vertex ribbon graphs as:

$$C(\mathbb{D}) := \sum_{\mathbb{H} \subset \mathbb{D}} Y^{n(\mathbb{H})} Z^{g(\mathbb{H})}.$$

Here, the summation is over all $2^{e(\mathbb{D})}$ subgraphs of \mathbb{D} obtained by deleting a subset of edges. These are the spanning subgraphs on the same vertex set as \mathbb{D} .

5.2. The Bollobás–Riordan–Tutte polynomial of a ribbon graph with many vertices. Given an edge e in an oriented ribbon graph, there is a naturally defined ribbon graph \mathbb{D}/e obtained by contracting the edge e to a vertex, with the cyclic order of the half-edges now meeting at that vertex given by amalgamating the two cyclic orders as shown below.

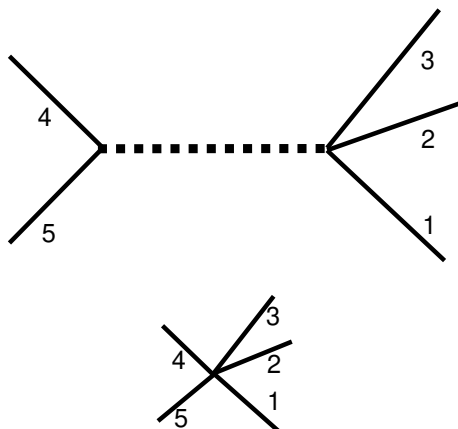


FIGURE 7. Edge contraction in a ribbon graph.

Similarly, denote by $\mathbb{D} - e$ the oriented ribbon graph obtained by deleting an edge e and omitting both half-edges in the orbit e from the cyclic order at the corresponding vertices.

Recall that an edge of a graph is called a bridge when its deletion increases the number of components by 1.

Theorem 5.2 (Bollobás–Riordan [BR01]). *There is a well-defined invariant of an oriented ribbon graph \mathbb{D} , $C(\mathbb{D}; X, Y, Z) \in \mathbb{Z}[X, Y, Z]$, the Bollobás–Riordan–Tutte polynomial, satisfying:*

$$\begin{aligned} C(\mathbb{D}) &= C(\mathbb{D} - e) + C(\mathbb{D}/e) && \text{for } e \text{ neither a bridge nor a loop} \\ C(\mathbb{D}) &= X C(\mathbb{D}/e) && \text{for } e \text{ a bridge} \\ C(\mathbb{D}) &= \sum_{\mathbb{H} \subset \mathbb{D}} Y^{n(\mathbb{H})} Z^{g(\mathbb{H})} && \text{if } \mathbb{D} \text{ has one vertex} \end{aligned}$$

Remark 5.3. Note that our convention assigns the variable X to a bridge and $1 + Y$ to a loop, following that of Bollobás–Riordan [BR02]. The usual convention for the Tutte polynomial assigns X and Y , respectively.

5.3. The Bollobás–Riordan–Tutte polynomial, the Kauffman bracket and the Jones polynomial. Given a link projection, the Kauffman bracket polynomial $\langle P \rangle \in \mathbb{Z}[A, A^{-1}]$ is a regular isotopy invariant satisfying:

- (Normalization) $\langle \bigcirc \rangle = 1$
- (Trivial Components) $\langle L \amalg \bigcirc \rangle = (-A^2 - A^{-2}) \langle L \rangle := \delta \langle L \rangle$
- (Skein) $\langle L \rangle = A \langle L_A \rangle + A^{-1} \langle L_B \rangle$.

In condition three, L_A is the A -splicing of the diagram at a chosen crossing and L_B is the B -splicing (see Figure 1).

Recall that for alternating knots or links the Kauffman bracket of an alternating projection can be considered as an evaluation of the Tutte polynomial of one of the checkerboard graphs, up to multiplication with a power of the variable of the Kauffman bracket (see [Thi87]). Chmutov and Pak have used the Bollobás–Riordan–Tutte polynomial to compute the Kauffman bracket of an alternating link embedded in a cylinder $\mathbb{D} \times I$ over a ribbon graph \mathbb{D} .

The following theorem is a generalization of Thistlethwaite’s [Thi87] result to all links, not just alternating ones. It does not, however, require the machinery of signed graphs needed in [Thi87] for the general case. The Kauffman bracket is computed as an evaluation of the Bollobás–Riordan–Tutte polynomial for a single state!

Theorem 5.4. *Let $\langle P \rangle \in \mathbb{Z}[A, A^{-1}]$ be the Kauffman bracket of a connected link projection diagram P and \mathbb{D} be the oriented ribbon graph of P associated to the all- A -splicing. Then the Bollobás–Riordan–Tutte polynomial $C(\mathbb{D}; X, Y, Z)$ and the Kauffman bracket are related by*

$$A^{-e(\mathbb{D})} \langle P \rangle = A^{2-2v(\mathbb{D})} C(\mathbb{D}; -A^4, A^{-2}\delta, \delta^{-2}),$$

where $\delta := (-A^2 - A^{-2})$, and $e(\mathbb{D})$ and $v(\mathbb{D})$ are as in Definition 5.1.

Proof. We prove the theorem by induction on the number of crossings of P , or equivalently, the number of edges of \mathbb{D} . The base case is when P is a single unknotted circle, and thus \mathbb{D} has one vertex and no edges. Then it immediately follows that $A^0\langle P \rangle = A^0 = 1$.

For the inductive step, we consider three different cases. By an abuse of notation, we will use $\langle \mathbb{D} \rangle$ to denote the Kauffman bracket of a projection that yields \mathbb{D} as its all- A -graph.

Case 1: \mathbb{D} has one vertex, and thus all edges are loops. Then use the state sum formula for the Kauffman bracket to compute that

$$\begin{aligned} \langle \mathbb{D} \rangle &= \sum_{\mathbb{H} \subset \mathbb{D}} \delta^{f(\mathbb{H})-1} A^{e(\mathbb{D})-e(\mathbb{H})} A^{-e(\mathbb{H})} \\ &= A^{e(\mathbb{D})} \sum_{\mathbb{H} \subset \mathbb{D}} A^{-2e(\mathbb{H})} \delta^{f(\mathbb{H})-1} \\ &= A^{e(\mathbb{D})} \sum_{\mathbb{H} \subset \mathbb{D}} (A^{-2}\delta)^{2g(\mathbb{H})+f(\mathbb{H})-1} (\delta^{-2})^{g(\mathbb{H})} \\ &= A^{e(\mathbb{D})} \sum_{\mathbb{H} \subset \mathbb{D}} (A^{-2}\delta)^{n(\mathbb{H})} (\delta^{-2})^{g(\mathbb{H})}, \end{aligned}$$

which is the desired specialization of the Bollobás–Riordan–Tutte polynomial. Note that we did not need the inductive hypothesis in this case.

Case 2: Some edge e of \mathbb{D} is a bridge. Then the crossing c_e of P corresponding to e is nugatory; i.e. there is a simple closed curve in the projection plane that intersects P exactly once at the double point c_e . If we smooth the link at the nugatory crossing, the all- A -graph of the resulting diagram will be \mathbb{D}/e . The properties of the Kauffman bracket imply that $\langle \mathbb{D} \rangle = (-A^3)\langle \mathbb{D}/e \rangle$. Using this and the inductive hypothesis, we have

$$\begin{aligned} A^{-e(\mathbb{D})}\langle \mathbb{D} \rangle &= (-A^2)(A^{-(e(\mathbb{D})-1)}\langle \mathbb{D}/e \rangle) \\ &= (-A^2)(A^{2-2(v(\mathbb{D})-1)})C(\mathbb{D}/e; X, Y, Z) \\ &= A^{2-2v(\mathbb{D})}(-A^4)C(\mathbb{D}/e; X, Y, Z) \\ &= A^{2-2v(\mathbb{D})}C(\mathbb{D}; X, Y, Z), \end{aligned}$$

where the last equation comes from the second axiom of the Bollobás–Riordan–Tutte polynomial.

Case 3: Some edge e of \mathbb{D} is neither a bridge nor a loop. Let c_e be the crossing of P corresponding to e . Note that the all- A -graph of the result of an A -splicing at c_e will be the ribbon graph $\mathbb{D} - e$; and the all- A -graph after performing the B -splicing at c_e will be the ribbon graph \mathbb{D}/e . Since the projections obtained from P after each of

these two splittings are connected, the induction hypothesis applies. Using the skein relation for the Kauffman bracket, we have

$$\begin{aligned}
A^{-e(\mathbb{D})}\langle \mathbb{D} \rangle &= A^{-1}(A^{-e(\mathbb{D})}\langle \mathbb{D}/e \rangle) + A(A^{-e(\mathbb{D})}\langle \mathbb{D} - e \rangle) \\
&= A^{-2}(A^{-e(\mathbb{D})-1}\langle \mathbb{D}/e \rangle) + (A^{-e(\mathbb{D})-1})\langle \mathbb{D} - e \rangle \\
&= A^{-2}(A^{2-2(v(\mathbb{D})-1)})C(\mathbb{D}/e; X, Y, Z) + A^{2-2v(\mathbb{D})}C(\mathbb{D} - e; X, Y, Z) \\
&= A^{2-2v(\mathbb{D})}(C(\mathbb{D}/e; X, Y, Z) + C(\mathbb{D} - e; X, Y, Z)) \\
&= A^{2-2v(\mathbb{D})}C(\mathbb{D}; X, Y, Z),
\end{aligned}$$

where the last equation comes from the first axiom of the Bollobás–Riordan–Tutte polynomial. This completes the proof of the theorem. \square

Remark 5.5. It is not hard to see that the B -graph of a link projection P is equal to the A -graph of the mirror image of P (compare Figures 1 and 3). It follows that, in Theorem 5.4, replacement of $\mathbb{D}(A)$ by $\mathbb{D}(B)$ will compute the Kauffman bracket of the mirror image of the knot.

Remark 5.6. Let P be a connected projection of a link L , and let $w(P)$ denote the writhe of P . Recall that the Jones polynomial $J_L(t)$ is obtained from $(-A)^{-3w(P)}\langle P \rangle$ by substituting $A := t^{-1/4}$. Thus, by Theorem 5.4, the Jones polynomial of L is obtained as a specialization of the Bollobás–Riordan–Tutte polynomial of the A -graph corresponding to P .

6. THE SPANNING SUB-GRAPH AND TREE EXPANSIONS

The Bollobás–Riordan–Tutte polynomial has a spanning subgraph expansion and a spanning tree expansion, yielding the following corollaries.

For the spanning tree expansion we need an order \prec of the edges of the oriented ribbon graph \mathbb{D} . A *spanning tree* T of \mathbb{D} is a subgraph with the same vertex set, which is connected and has no cycles (equivalently zero nullity, or no homology). For an edge e of T the *cut* determined by e and T is the set of edges in \mathbb{D} connecting one component of $T - e$ to the other. An edge E is called *internally active* if e is the smallest element of the cut in the prescribed order \prec . An edge e not in T is *externally active* if it is the smallest element in the unique cycle in $T \cup e$. Denote by $i(T)$ the number of internally active edges in the spanning tree T .

By [BR01] the spanning tree expansion of the Bollobás–Riordan–Tutte polynomial is given by:

$$\sum_T X^{i(T)} \sum_{S \subset \mathcal{E}(T)} Y^{n(T \cup S)} Z^{g(T \cup S)}$$

where $\mathcal{E}(T)$ is the set of externally active edges for a given tree T (and the order \prec). Therefore by Theorem 5.4, we have:

Corollary 6.1. *Let $\langle P \rangle \in \mathbb{Z}[A, A^{-1}]$ be the Kauffman bracket of a connected link projection diagram P and $\mathbb{D} := \mathbb{D}(A)$ be the oriented ribbon graph of P associated to the all- A -splicing. The Kauffman bracket can be computed using the fixed edge order \prec) by the following spanning tree expansion:*

$$A^{-e(\mathbb{D})} \langle P \rangle = A^{2-2v(\mathbb{D})} \sum_T X^{i(T)} \sum_{S \subset \mathcal{E}(T)} Y^{n(T \cup S)} Z^{g(T \cup S)}$$

under the following specialization: $\{X \rightarrow -A^4, Y \rightarrow A^{-2}\delta, Z \rightarrow \delta^{-2}\}$, where $\delta := (-A^2 - A^{-2})$.

The following spanning subgraph (subgraph with the same vertex set) expansion is obtained by specializing the expansion defined in [BR02] to the ribbon graph case where all the edges are orientable. Again, by Theorem 5.4:

Corollary 6.2. *Let $\langle P \rangle \in \mathbb{Z}[A, A^{-1}]$ be the Kauffman bracket of a connected link projection diagram P and $\mathbb{D} := \mathbb{D}(A)$ be the oriented ribbon graph of P associated to the all- A -splicing. The Kauffman bracket can be computed by the following spanning subgraph \mathbb{H} expansion:*

$$A^{-e(\mathbb{D})} \langle P \rangle = A^{2-2v(\mathbb{D})} (X - 1)^{-k(\mathbb{D})} \sum_{\mathbb{H} \subset \mathbb{D}} (X - 1)^{k(\mathbb{H})} Y^{n(\mathbb{H})} Z^{g(\mathbb{H})}$$

under the following specialization: $\{X \rightarrow -A^4, Y \rightarrow A^{-2}\delta, Z \rightarrow \delta^{-2}\}$ where $\delta := (-A^2 - A^{-2})$.

7. SPAN OF THE POLYNOMIAL OF ADEQUATE KNOTS

A connected link projection P is called A -adequate (resp. B -adequate) if and only if $\mathbb{D} := \mathbb{D}(A)$ (resp. $\mathbb{D}^* := \mathbb{D}(B)$) contains no loops (edges with both endpoints at the same vertex). Now P is called adequate if it is both A - and B -adequate ([Cro04]), and a link is called adequate if it admits an adequate projection. The class of adequate links contains that of alternating ones, but it is much more general. Let $e(\mathbb{D})$ denote the crossing number of P and let $v(\mathbb{D}), v'(\mathbb{D})$ denote the numbers of vertices of $\mathbb{D}(A), \mathbb{D}(B)$, respectively. It is known that the span of the Kauffman bracket of an adequate projection P is given by $\text{span} \langle P \rangle = 2e(\mathbb{D}) + 2v(\mathbb{D}) + 2v'(\mathbb{D}) - 4$. Next, we show how to derive this from the subgraph expansion of Proposition 6.2 for connected link projections.

The following result was essentially obtained by Kauffman [Kau87, BM03]. Manturov [Man05] put it into the atomic context described in section 4. Here we give a proof using ribbon graphs, together with corollaries inspired by the ribbon graph approach.

Lemma 7.1. *For a connected link projection P , let $M(P)$ and $m(P)$ denote the maximum and minimum powers of A that occur in $\langle P \rangle$. We have:*

- (a) $M(P) \leq e(\mathbb{D}) + 2v(\mathbb{D}) - 2$, with equality if P is A -adequate.
- (b) $m(P) \geq -e(\mathbb{D}) - 2v'(\mathbb{D}) + 2$, with equality if P is B -adequate.

In particular, if P is adequate then

$$\text{span}\langle P \rangle = M(P) - m(P) = 2e(\mathbb{D}) + 2v(\mathbb{D}) + 2v'(\mathbb{D}) - 4.$$

Proof. Let $\mathbb{D} := \mathbb{D}(A)$ denote the oriented ribbon graph corresponding to the all- A splicing of P . Given a spanning subgraph $\mathbb{H} \subset \mathbb{D}$ we have, by Definition 5.1,

$$2g(\mathbb{H}) = 2k(\mathbb{H}) - f(\mathbb{H}) - v(\mathbb{H}) + e(\mathbb{H}).$$

Now a straightforward computation, using $k(\mathbb{D}) = 1$, shows that after the substitutions for X, Y, Z given in Proposition 6.2 we obtain

$$(7.1) \quad A^{e(\mathbb{D})-2v(\mathbb{D})+2}(X-1)^{k(\mathbb{H})-k(\mathbb{D})}Y^{n(\mathbb{H})}Z^{g(\mathbb{H})} \rightarrow A^{e(\mathbb{D})-2e(\mathbb{H})}(-A^2 - A^{-2})^{f(\mathbb{H})-1}.$$

Then $M(\mathbb{H}) := e(\mathbb{D}) - 2e(\mathbb{H}) + 2f(\mathbb{H}) - 2$ is the highest power of A contributed by \mathbb{H} . Let \mathbb{H}_0 denote the spanning subgraph that contains only the vertices of \mathbb{D} and no edges. Now every spanning subgraph $\mathbb{H} \subset \mathbb{D}$ is obtained from \mathbb{H}_0 by adding a number of edges. This can be done in stages so that there are subgraphs $\mathbb{H}_0, \dots, \mathbb{H}_k$, with $\mathbb{H}_k = \mathbb{H}$ and such that, for $i = 1, \dots, k$, \mathbb{H}_i is obtained from \mathbb{H}_{i-1} by adding exactly one edge. Then, $e(\mathbb{H}_i) = e(\mathbb{H}_{i-1}) + 1$ and $f(\mathbb{H}_i) = f(\mathbb{H}_{i-1}) \pm 1$, and hence the difference $M(\mathbb{H}_{i-1}) - M(\mathbb{H}_i)$ is 0 or 4. Thus we obtain

$$(7.2) \quad M(\mathbb{H}) \leq M(\mathbb{H}_0) = e(\mathbb{D}) + 2v(\mathbb{D}) - 2,$$

for every spanning subgraph $\mathbb{H} \subset \mathbb{D}$. Now if P is A -adequate then, since an edge is added between two distinct vertices of \mathbb{H}_0 , we have $f(\mathbb{H}_1) = f(\mathbb{H}_0) - 1$, and so $M(\mathbb{H}_1)$ decreases at the first step. By (7.2) it never increases, so we have

$$(7.3) \quad M(\mathbb{H}) < M(\mathbb{H}_0) = e(\mathbb{D}) + 2v(\mathbb{D}) - 2,$$

for every $\mathbb{H} \neq \mathbb{H}_0$. Thus the term with degree $M(\mathbb{H}_0)$ is never canceled in the subgraph expansion of $\langle P \rangle$ and part (a) of the lemma follows. Part (b) follows by applying part (a) to the mirror image of P and using the observation in Remark 5.5. \square

Corollary 7.2. *Let P be an adequate projection of a link L and let $\mathbb{D}(A)$ and $\mathbb{D}(B)$ be as above. Then the genus $g(\mathbb{D}(A)) = g(\mathbb{D}(B))$ is an invariant of the link L .*

Proof. It is known that $e(\mathbb{D})$ is actually the minimal crossing number of the link L and thus an invariant of L [Cro04, §9.5]. It is also known that the span of the Kauffman bracket of any link projection is an invariant of the link. Since P is adequate, by Lemma 7.1, we have $\text{span}\langle P \rangle = 2e(\mathbb{D}) + 2v(\mathbb{D}) + 2v'(\mathbb{D}) - 4$. By Lemma 4.2, we have $v' = f(\mathbb{D}(A))$ and thus (Definition 5.1) $2 - 2g(\mathbb{D}(A)) = v(\mathbb{D}) + v'(\mathbb{D}) - e(\mathbb{D})$.

Thus $4g(\mathbb{D}(A)) = 4e(\mathbb{D}) - \text{span}\langle P \rangle$, and the conclusion follows from the previous observations. \square

The span of the Kauffman bracket in the variable A of a knot projection is four times the span of the Jones polynomial in the variable t .

Corollary 7.3. *Let P be a c -crossing, connected projection of a link L , let s_L denote the span of the Jones polynomial of L and let g_L be the Turaev genus of the link. Then,*

$$g_L \leq c - s_L.$$

Proof. By Lemma 7.1 and its proof, we have that the span of the Kauffman bracket is less or equal to $4c - 4g(\mathbb{D}(A))$. Since the span of the Kauffman bracket in the variable A of a knot projection is four times the span of the Jones polynomial in the variable t , we have $g_L \leq g(\mathbb{D}(A)) \leq c - s_L$. \square

Remark 7.4. The estimate in Corollary 7.3 is sharp for some families but not in general. For example, it is sharp for the family of non-alternating pretzel knots $P(a_1, \dots, a_r, b_1, \dots, b_s)$, where $a_i \geq 2$, $b_j \geq 2$, $r, s \geq 2$, as in Figure 8. On the one hand, these knots are non-alternating, so they have Turaev genus at least one. On the other hand, Lickorish and Thistlethwaite [LT88] prove that the span of the Jones polynomial is one less than the crossing number. Thus the estimate of Corollary 7.3 is sharp.

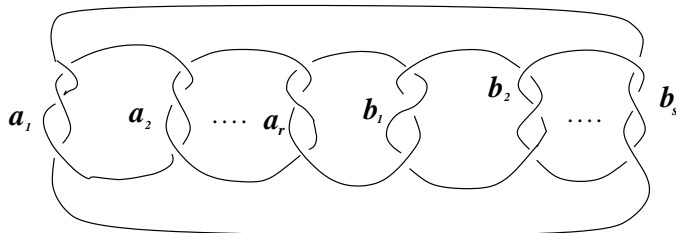


FIGURE 8. Non-alternating pretzel knots that realize the estimate of Corollary 7.3.

For a non-sharp example, consider the 8-crossing knot 8_{21} in Figure 2. The span of its Jones polynomial polynomial is 6 (Knotscape [HTW98]), and its Turaev genus is one.

REFERENCES

- [BB05] Joan S. Birman and Tara E. Brendle. Braids: a survey. In *Handbook of knot theory*, pages 19–103. Elsevier B. V., Amsterdam, 2005.
- [BM03] Yongju Bae and Hugh R. Morton. The spread and extreme terms of Jones polynomials. *J. Knot Theory Ramifications*, 12(3):359–373, 2003.

- [Bol98] Béla Bollobás. *Modern graph theory*, volume 184 of *Graduate Texts in Mathematics*. Springer-Verlag, New York, 1998.
- [BR01] Béla Bollobás and Oliver Riordan. A polynomial invariant of graphs on orientable surfaces. *Proc. London Math. Soc. (3)*, 83(3):513–531, 2001.
- [BR02] Béla Bollobás and Oliver Riordan. A polynomial of graphs on surfaces. *Math. Ann.*, 323(1):81–96, 2002.
- [CM92] Robert Cori and Antonio Machì. Maps, hypermaps and their automorphisms: a survey. I, II, III. *Exposition. Math.*, 10(5):403–427, 429–447, 449–467, 1992.
- [CP04] Sergei Chmutov and Igor Pak. The Kauffman bracket and the Bollobas-Riordan polynomial of ribbon graphs, 2004. math.GT/0404475.
- [CP06] Sergei Chmutov and Igor Pak. The Kauffman bracket of virtual links and the Bollobás-Riordan polynomial, 2006. to appear in *Moscow Math. Journal*, math.GT/0609012.
- [Cro04] Peter R. Cromwell. *Knots and links*. Cambridge University Press, Cambridge, 2004.
- [DL04] Oliver T. Dasbach and Xiao-Song Lin. A volume-ish theorem for the Jones polynomial of alternating knots. math.GT/0403448. *Pacific J. Math*, to appear.
- [DL06] Oliver T. Dasbach and Xiao-Song Lin. On the Head and the Tail of the Colored Jones Polynomial. math.GT/0604230. *Compositio Math.* 142 (2006), No. 5, 1332–1342
- [Fom91] A. T. Fomenko. The theory of invariants of multidimensional integrable Hamiltonian systems (with arbitrary [arbitrarily] many degrees of freedom). Molecular table of all integrable systems with two degrees of freedom. In *Topological classification of integrable systems*, volume 6 of *Adv. Soviet Math.*, pages 1–35. Amer. Math. Soc., Providence, RI, 1991.
- [FKP06] David Futer, Efstratia Kalfagianni, and Jessica S. Purcell. Dehn filling, volume, and the Jones polynomial. arXiv:math.GT/0612138. *J. Diff. Geom.*, to appear.
- [Hef91] Lothar Heffter. Über das Problem der Nachbargebiete. *Math. Ann.*, 38(4):477–508, 1891.
- [HTW98] Jim Hoste, Morwen Thistlethwaite, and Jeff Weeks. The first 1,701,936 knots. *Math. Intelligencer*, 20(4):33–48, 1998.
- [Kau87] Louis H. Kauffman. State models and the Jones polynomial. *Topology*, 26(3):395–407, 1987.
- [Kau89] Louis H. Kauffman. A Tutte polynomial for signed graphs. *Discrete Appl. Math.*, 25(1-2):105–127, 1989. *Combinatorics and complexity* (Chicago, IL, 1987).
- [LT88] W. B. Raymond Lickorish and Morwen B. Thistlethwaite. Some links with nontrivial polynomials and their crossing-numbers. *Comment. Math. Helv.*, 63(4):527–539, 1988.
- [LZ04] Sergei K. Lando and Alexander K. Zvonkin. *Graphs on surfaces and their applications*, volume 141 of *Encyclopaedia of Mathematical Sciences*. Springer-Verlag, Berlin, 2004. With an appendix by Don B. Zagier, *Low-Dimensional Topology*, II.
- [Man98] Vassily O. Manturov. Atoms, height atoms, chord diagrams, and knots. enumerating atoms of low complexity using mathematica 3.0. In *Topological Methods in Hamiltonian System Theory*, pages 203–212. Faktorial, Moscow, 1998.
- [Man04] Vassily O. Manturov. *Knot theory*. Chapman & Hall/CRC, Boca Raton, FL, 2004.
- [Man05] Vassily O. Manturov. Minimal diagrams of classical knots, 2005. arXiv:math.GT/0501510.
- [Sch94] Leila Schneps. Dessins d’enfants on the Riemann sphere. In *The Grothendieck theory of dessins d’enfants (Luminy, 1993)*, volume 200 of *London Math. Soc. Lecture Note Ser.*, pages 47–77. Cambridge Univ. Press, Cambridge, 1994.
- [Thi87] Morwen B. Thistlethwaite. A spanning tree expansion of the Jones polynomial. *Topology*, 26(3):297–309, 1987.
- [Tur87] V. G. Turaev. A simple proof of the Murasugi and Kauffman theorems on alternating links. *Enseign. Math. (2)*, 33(3-4):203–225, 1987.

- [Tut01] W. T. Tutte. *Graph theory*, Encyclopedia of Mathematics and its Applications, Vol. 21. Cambridge University Press, Cambridge, 2001.
- [Vog90] Pierre Vogel. Representation of links by braids: A new algorithm. *Comm. Math. Helv.*, 65:104–113, 1990.
- [Wel93] Dominic J. A. Welsh. *Complexity: knots, colourings and counting*, volume 186 of *London Mathematical Society Lecture Note Series*. Cambridge University Press, Cambridge, 1993.

DEPARTMENT OF MATHEMATICS, LOUISIANA STATE UNIVERSITY, BATON ROUGE, LA 70803
E-mail address: `kasten@math.lsu.edu`

DEPARTMENT OF MATHEMATICS, MICHIGAN STATE UNIVERSITY, EAST LANSING, MI 48824
E-mail address: `dfuter@math.msu.edu`

DEPARTMENT OF MATHEMATICS, MICHIGAN STATE UNIVERSITY, EAST LANSING, MI 48824
E-mail address: `kalfagia@math.msu.edu`

DEPARTMENT OF MATHEMATICS, LOUISIANA STATE UNIVERSITY, BATON ROUGE, LA 70803
E-mail address: `stoltz@math.lsu.edu`