

**A C^* -ALGEBRA OF GEOMETRIC OPERATORS
ON SELF-SIMILAR CW-COMPLEXES.
NOVIKOV-SHUBIN AND L^2 -BETTI NUMBERS**

FABIO CIPRIANI, DANIELE GUIDO, TOMMASO ISOLA

ABSTRACT. A class of CW-complexes, called self-similar complexes, is introduced, together with C^* -algebras \mathcal{A}_j of operators, endowed with a finite trace, acting on square-summable cellular j -chains. Since the Laplacian Δ_j belongs to \mathcal{A}_j , L^2 -Betti numbers and Novikov-Shubin numbers are defined for such complexes in terms of the trace. In particular a relation involving the Euler-Poincaré characteristic is proved. L^2 -Betti and Novikov-Shubin numbers are computed for some self-similar complexes arising from self-similar fractals.

1. INTRODUCTION.

In this paper we address the question of the possibility of extending the definition of some L^2 -invariants, like the L^2 -Betti numbers and Novikov-Shubin numbers, to geometric structures which are not coverings of compact spaces.

The first attempt in this sense is due to John Roe [29], who defined a trace on finite propagation operators on amenable manifolds, allowing the definition of L^2 -Betti numbers on these spaces. However such trace was defined in terms of a suitable generalised limit, hence the corresponding L^2 -Betti and Novikov-Shubin numbers also depend on this generalised limit procedure.

Here we show that, on spaces possessing a suitable self-similarity, it is possible to select a natural C^* -algebra of operators, generated by operators with finite propagation and locally commuting with the transformations giving the self-similar structure, on which a Roe-type trace is well defined.

The theory of L^2 -invariants was started by Atiyah, who, in a celebrated paper [1], observed that on covering manifolds $\Gamma \rightarrow M \rightarrow X$, a trace on Γ -periodic operators may be defined, called Γ -trace, with respect to which the Laplace operator has compact resolvent. Replacing the usual trace with the Γ -trace, he defined the L^2 -Betti numbers and proved an index theorem for covering manifolds.

Based on this paper, Novikov and Shubin [27] observed that, since for noncompact manifolds the spectrum of the Laplacian is not discrete, new global spectral invariants can be defined, which necessarily involve the density near zero of the spectrum.

Date: June 10, 2018.

1991 Mathematics Subject Classification. 58J50,46LXX,57-XX,57M15.

Key words and phrases. Self-similar CW-complexes, Fractal graphs, Homological Laplacians, Geometric operators, Traces on amenable spaces, L^2 invariants.

This work has been partially supported by GNAMPA, MIUR and by the European Networks “Quantum Spaces - Noncommutative Geometry” HPRN-CT-2002-00280, and “Quantum Probability and Applications to Physics, Information and Biology”.

L^2 -Betti numbers were proved to be Γ -homotopy invariants by Dodziuk [7], whereas Novikov-Shubin numbers were proved to be Γ -homotopy invariants by Gromov-Shubin [12]. L^2 -Betti numbers (depending on a generalised limit procedure) were subsequently defined for open manifolds by Roe, and were proved to be invariant under quasi-isometries [30]. The invariance of Novikov-Shubin numbers was proved in [13].

The basic idea of the present analysis is the notion of self-similar CW-complex, which is defined as a complex endowed with a natural exhaustion $\{K_n\}$ in such a way that K_{n+1} is a union (with small intersections) of a finite number of copies of K_n . The identification of the different copies of K_n in K_{n+1} gives rise to many local isomorphisms on such complexes. Then we consider finite propagation operators commuting with these local isomorphisms up to boundary terms, and call them geometric operators. Geometric operators generate a C^* -algebra \mathcal{A}_j on the space of ℓ^2 -chains of j -cells, for any j from zero to the dimension of the complex, containing the j -Laplace operator. For any operator T in this C^* -algebra, we consider the sequence of the traces of TE_n , renormalised with the volume of the j -cells of K_n , where E_n denotes the projection onto the space generated by the j -cells of K_n . Such a sequence is convergent, and the corresponding functional is indeed a finite trace on \mathcal{A}_j . By means of these traces, L^2 -Betti numbers and Novikov-Shubin numbers are defined. For the sake of completeness, we mention that notions related to that of geometric operators have been considered in the literature, see *e.g.* [24] where they are called tight binding operators, and [10] where they are called pattern invariant operators.

In the Γ -covering case, L^2 -Betti numbers are defined as Γ -dimensions of the kernels of Laplace operators, namely as Γ -traces of the corresponding projections. This is not allowed in our framework. Indeed, our traces being finite, and the C^* -algebras being weakly dense in the algebra of all bounded linear operators, our traces cannot extend to the generated von Neumann algebras. In particular they are not defined on the spectral projections of the Laplace operators. Therefore we define L^2 -Betti numbers as the infimum of the traces of all continuous functional calculi of the Laplacian, with functions taking value 1 at 0, namely L^2 -Betti numbers are defined as the “external measure” of the spectral projections of the Laplace operators.

Since we are in an infinite setting, the Euler-Poincaré characteristic is naturally defined as a renormalised limit of the Euler-Poincaré characteristic of the truncations K_n of the complex. We prove that such characteristic coincides with the alternating sum of the L^2 -Betti numbers. An analogous result, though obtained with a different proof, for amenable simplicial complexes is contained [9].

Here we do not prove directly invariance results for L^2 -Betti or Novikov-Shubin numbers, however when 1-dimensional CW-complexes are considered, and in particular prefractal graphs determined by nested fractals, a result by Hambly and Kumagai applies [20], implying that Novikov-Shubin numbers are invariant under rough isometries. Further results on invariance will be proved elsewhere [6].

We then show that in some cases L^2 -Betti and Novikov-Shubin numbers can be computed, relying on results of several authors concerning random walks on

graphs. In particular, it turns out that the Novikov-Shubin numbers of some prefractal complexes coincide with the spectral dimensions of the corresponding fractals, thus strengthening the interpretation of such numbers as (asymptotic) spectral dimensions given in [13].

Our framework was strongly influenced by the approach of Lott and Lück [25], in particular we also consider invariants relative to the boundary, however we are not able to prove the Poincaré duality shown in [25].

The paper is organised as follows. In Section 2 we recall some notions from the theory of CW-complexes and introduce the basic operators. Section 3 introduces the notion of local isomorphisms of CW-complexes and the algebra of geometric operators. The notion of self-similar CW-complex is given in Section 4, and a finite trace on geometric operators is constructed.

In Section 5 we introduce L^2 -Betti and Novikov-Shubin numbers for the above setting, and prove the mentioned result on the Euler-Poincaré characteristic. Section 6 focuses on the subclass of self-similar CW-complexes given by prefractal complexes, and on some properties of the associated Laplacians. Computations of the Novikov-Shubin numbers for fractal graphs in terms of transition probabilities, together with an invariance result under rough isometries are discussed in Sections 7 and 8, and the top-dimensional relative Novikov-Shubin number is computed for two examples of 2-dimensional CW-complexes.

In closing this introduction, we note that the C^* -algebra and the trace for self-similar graphs constructed in this paper, are used in [19] to study the Ihara zeta function for fractal graphs.

The results contained in this paper were announced in the Conferences “ C^* -algebras and elliptic theory” Bedlewo 2006, and “21st International Conference on Operator Theory” Timisoara 2006.

2. CW-COMPLEXES AND BASIC OPERATORS.

In this paper we shall consider a particular class of infinite CW-complexes, therefore we start by recalling some notions from algebraic topology, general references being [26, 28]. A *CW-complex* M of dimension $p \in \mathbb{N}$ is a Hausdorff space consisting of a disjoint union of (open) cells of dimension $j \in \{0, 1, \dots, p\}$ such that: (i) for each j -cell σ_α^j , there is a continuous map $f_\alpha^j : \{x \in \mathbb{R}^j : \|x\| \leq 1\} \rightarrow X$ that is a homeomorphism of $\{x \in \mathbb{R}^j : \|x\| < 1\}$ onto σ_α^j , and maps $\{x \in \mathbb{R}^j : \|x\| = 1\}$ into a finite union of cells of dimension $< j$; (ii) a set $A \subset X$ is closed in X iff $A \cap \overline{\sigma_\alpha^j}$ is closed in $\overline{\sigma_\alpha^j}$, for all j, α , where $\overline{\sigma_\alpha^j}$ denotes the closure of σ_α^j in M . Let us denote by $\partial_\alpha^j = f_\alpha^j(\{x \in \mathbb{R}^j : \|x\| = 1\})$ the boundary of σ_α^j , for all j, α . A CW-complex is *regular* if f_α^j is a homeomorphism, for all j, α .

We denote by $\mathcal{E}_j(M) := \{\sigma_\alpha^j : \alpha \in \mathcal{A}_j\}$, $j = 0, 1, \dots, p$, the family of j -cells, and by $M^j := \cup_{k=0}^j \mathcal{E}_k(M)$, the j -skeleton of M . Then $C_j(M) := H_j(M^j, M^{j-1}, \mathbb{Z})$ is the (abelian) group of j -dimensional cellular chains, and is generated by the class of σ_α^j , $\alpha \in \mathcal{A}_j$. Let $\partial_j : C_j(M) \rightarrow C_{j-1}(M)$ be the boundary operator, which is the connecting homomorphism of the homology sequence of the triple (M^j, M^{j-1}, M^{j-2}) . Let us choose an orientation of M , that is, a basis $\{\widehat{\sigma}_\alpha^j : \alpha \in \mathcal{A}_j\}$ of $C_j(M)$, $j \in \{0, \dots, p\}$, where each $\widehat{\sigma}_\alpha^j$ is (up to sign) the class of one (open) j -cell. We will usually identify the algebraic cell $\widehat{\sigma}_\alpha^j$ with the geometric cell σ_α^j , and denote by $-\sigma_\alpha^j$ the cell σ_α^j with the opposite orientation. Then the action of ∂_j on

the chosen basis is given by $\partial_j \sigma_\alpha^j = \sum_{\beta \in \mathcal{A}_{j-1}} [\sigma_\alpha^j : \sigma_\beta^{j-1}] \sigma_\beta^{j-1}$, where $[\sigma_\alpha^j : \sigma_\beta^{j-1}] \in \mathbb{Z}$

depends on the chosen orientation and is called incidence number. If M is regular, $[\sigma_\alpha^j : \sigma_\beta^{j-1}] \in \{-1, 0, 1\}$, and $[\sigma_\alpha^j : \sigma_\beta^{j-1}] = 0 \iff \sigma_\beta^{j-1} \cap \bar{\sigma}_\alpha^j = \emptyset$. Let us recall that the orientation of the zero-cells is chosen in such a way that, for any 1-cell σ^1 , $\sum_\alpha [\sigma^1, \sigma_\alpha^0] = 0$.

In the following we will consider only regular CW-complexes, unless otherwise stated.

A Hilbert norm on $C_j(M) \otimes_{\mathbb{Z}} \mathbb{C}$ is then defined as $\|c\|^2 := \sum_i |c_i|^2$ when $c = \sum_i c_i \cdot \sigma_i \in C_j(M) \otimes_{\mathbb{Z}} \mathbb{C}$. The Hilbert space $C_j^{(2)}(M) \equiv \ell^2(\mathcal{E}_j M)$ is the completion of $C_j(M) \otimes_{\mathbb{Z}} \mathbb{C}$ under this norm.

We can extend ∂_j to a densely defined linear operator $C_j^{(2)}(M) \rightarrow C_{j-1}^{(2)}(M)$. Then the *half-Laplace operators* $\Delta_{j\pm}$ are

$$\begin{aligned} \Delta_{j+} &:= \partial_{j+1} \partial_{j+1}^* \\ \Delta_{j-} &:= \partial_j^* \partial_j \end{aligned}$$

and the *Laplace operators* are $\Delta_j := \Delta_{j+} + \Delta_{j-}$. These are operators on $\ell^2(\mathcal{E}_j M)$ densely defined on $C_j(M) \otimes_{\mathbb{Z}} \mathbb{C}$.

Let us observe that ∂_j is a bounded operator under some condition.

Definition 2.1 (Bounded complex). Let M be a regular CW-complex, denote by

$$\begin{aligned} V_j^+ &:= \sup_{\sigma \in \mathcal{E}_j(M)} |\{\tau \in \mathcal{E}_{j+1}(M) : \tau \supset \sigma\}| \\ V_j^- &:= \sup_{\sigma \in \mathcal{E}_j(M)} |\{\rho \in \mathcal{E}_{j-1}(M) : \rho \subset \sigma\}|, \end{aligned}$$

where $|\cdot|$ denotes the cardinality. We say that M is a bounded complex if $V_j^\pm < \infty$, for all j .

Lemma 2.2. *Let M be a bounded regular CW-complex. Then $\partial_j : \ell^2(\mathcal{E}_j M) \rightarrow \ell^2(\mathcal{E}_{j-1} M)$ is bounded.*

Proof. If $c = \sum_i c_i \cdot \sigma_i$, setting $\alpha \sim \beta$ if there is $\rho \in \mathcal{E}_{j-1}(M)$ s.t. $\rho \subset \dot{\sigma}_\alpha \cap \dot{\sigma}_\beta$, we have

$$\begin{aligned} \|\partial_j c\|^2 &= \sum_{\alpha \sim \beta} \bar{c}_\alpha \cdot c_\beta \cdot (\partial_j \sigma_\alpha, \partial_j \sigma_\beta) \\ &\leq \sum_{\alpha \sim \beta} |c_\alpha| \cdot |c_\beta| \cdot |(\partial_j \sigma_\alpha, \partial_j \sigma_\beta)| \\ &\leq \frac{1}{2} V_j^- \sum_{\alpha \sim \beta} (|c_\alpha|^2 + |c_\beta|^2) \\ &\leq (V_j^-)^2 V_{j-1}^+ \|c\|^2. \end{aligned}$$

Indeed

$$\begin{aligned} |(\partial_j \sigma_\alpha, \partial_j \sigma_\beta)| &\leq \sum_{\rho \subset \dot{\sigma}_\alpha \cap \dot{\sigma}_\beta} |[\sigma_\alpha : \rho]| \cdot |[\sigma_\beta : \rho]| \\ &\leq |\{\rho \in \mathcal{E}_{j-1} : \rho \subset \dot{\sigma}_\alpha \cap \dot{\sigma}_\beta\}| \leq V_j^-, \end{aligned}$$

while, for any $\alpha \in \mathcal{A}_j$, $|\{\beta \in \mathcal{A}_j : \beta \sim \alpha\}| \leq V_j^- V_{j-1}^+$. \square

Lemma 2.3.

$$\partial_{j+1}^* \sigma = \sum_{\tau \in \mathcal{E}_{j+1}(M)} [\tau : \sigma] \tau.$$

Proof. Indeed, with $\tau \in \mathcal{E}_{j+1}(M)$,

$$(\tau, \partial_{j+1}^* \sigma) = (\partial_{j+1} \tau, \sigma) = \sum_{\sigma' \in \mathcal{E}_j(M)} [\tau : \sigma'] (\sigma', \sigma) = [\tau : \sigma].$$

□

Proposition 2.4. *Let M be a bounded regular CW-complex. Then, for $\sigma, \sigma' \in \mathcal{E}_j(M)$, we have*

$$(\sigma, \Delta_{j+} \sigma') = \sum_{\tau \in \mathcal{E}_{j+1}(M)} [\tau : \sigma] [\tau : \sigma'],$$

and

$$(\sigma, \Delta_{j-} \sigma') = \sum_{\tau \in \mathcal{E}_{j-1}(M)} [\sigma : \tau] [\sigma' : \tau].$$

In particular,

$$\begin{aligned} (\sigma, \Delta_{j+} \sigma) &= |\{\tau \in \mathcal{E}_{j+1}(M) : \tau \supset \sigma\}|, \\ (\sigma, \Delta_{j-} \sigma) &= |\{\tau \in \mathcal{E}_{j-1}(M) : \tau \subset \sigma\}|. \end{aligned}$$

Proof. Straightforward computation. □

Remark 2.5. It follows that $\Delta_{j\pm}$ does not depend on the orientation of the $(j \pm 1)$ -cells, but only on the orientation of the j -cells.

3. LOCAL ISOMORPHISMS AND GEOMETRIC OPERATORS

In this section, we define geometric operators and prove that the Laplacians (absolute or relative to the boundary subcomplex) are geometric.

Definition 3.1 (Combinatorial distance). Let M be a connected, regular, bounded CW-complex. Let σ, σ' be distinct cells in $\mathcal{E}_j(M)$. We set

- (i) $d_-(\sigma, \sigma') = 1$, if there is $\rho \in \mathcal{E}_{j-1}(M)$ s.t. $\rho \subset \sigma \cap \sigma'$,
- (ii) $d_+(\sigma, \sigma') = 1$, if there exists $\tau \in \mathcal{E}_{j+1}(M)$ such that $\sigma \cup \sigma' \subset \tau$,
- (iii) $d(\sigma, \sigma') = 1$, if either $d_-(\sigma, \sigma') = 1$ or $d_+(\sigma, \sigma') = 1$.

The distances d, d_-, d_+ between two general distinct cells σ and σ' are then defined as the minimum number of steps of length one needed to pass from σ to σ' , and as $+\infty$ if such a path does not exist.

We say that $\mathcal{E}_j(M)$ is d_{\pm} -connected if $d_{\pm}(\sigma, \sigma') < +\infty$ for any $\sigma, \sigma' \in \mathcal{E}_j(M)$.

Proposition 3.2. *Let M be a p -dimensional, regular, bounded CW-complex.*

- (i) *If $\mathcal{E}_j(M)$ is d_+ -connected, then it is d_- -connected.*
- (ii) *Assume any j -cell is contained in the boundary of some $(j+1)$ -cell, $j+1 \leq p$. Then, if $\mathcal{E}_{j+1}(M)$ is d_- -connected, then $\mathcal{E}_j(M)$ is d_+ -connected.*

Proof. (i). Let us show that if $d_+(\sigma_0, \sigma_1) = 1$, $\sigma_0, \sigma_1 \in \mathcal{E}_j(M)$, then $d_-(\sigma_0, \sigma_1) \leq V_{j+1}^- - 1$. Let $\tau \in \mathcal{E}_{j+1}(M)$ be s.t. $\sigma_0, \sigma_1 \subset \tau$. Let $\{\sigma_i\}$ be a basis of j -cells oriented according to some orientation on τ , which is homeomorphic to the j -sphere. Then $\sum_i \sigma_i$ is the unique j -cycle (up to constant multiples) representing the non-trivial homology class, hence $\partial_j \sum_i \sigma_i = 0$. This corresponds to the fact that any $(j-1)$ -cell has non-trivial incidence number with exactly two j -cells, one incidence number

being 1 and the other -1 . Assume now there is a d_- -connected component $\cup_k \sigma_{i_k}$ which is properly contained in the boundary of τ . Since $\sum_k \sigma_{i_k}$ is not a cycle, there exists a $(j-1)$ -cell ρ such that $(\rho, \partial_j \sum_k \sigma_{i_k}) \neq 0$. Then there is exactly one j -cell, not belonging to $\cup_k \sigma_{i_k}$, having non-trivial incidence number with ρ . But this is impossible, since $\cup_k \sigma_{i_k}$ is d_- -connected. Since the maximum number of j -faces of $\tau \in \mathcal{E}_{j+1}(M)$ is V_{j+1}^- , the thesis follows.

(ii) Let $\rho_1 \neq \rho_2 \in \mathcal{E}_j(M)$, $\sigma_1, \sigma_2 \in \mathcal{E}_{j+1}$ such that $\rho_i \subset \sigma_i$. Then, since a d_- -path from σ_1 to σ_2 gives rise to a d_+ -path from ρ_1 to ρ_2 , we have

$$d_+(\rho_1, \rho_2) \leq d_-(\sigma_1, \sigma_2) + 1.$$

□

If $\sigma \in \mathcal{E}_j(M)$, $r \in \mathbb{N}$, we write $B_r(\sigma) := \{\sigma' \in \mathcal{E}_j(M) : d(\sigma', \sigma) \leq r\}$.

Definition 3.3 (Finite propagation operators). A bounded linear operator A on $\ell^2(\mathcal{E}_j M)$ has *finite propagation* $r = r(A) \geq 0$ if, for all $\sigma \in \mathcal{E}_j(M)$, $\text{supp}(A\sigma) \subset B_r(\sigma)$ and $\text{supp}(A^*\sigma) \subset B_r(\sigma)$.

Lemma 3.4. *Finite propagation operators form a $*$ -algebra.*

Proof. The set of finite propagation operators is $*$ -closed by definition. To prove that it is also an algebra, one can choose, for example,

$$r(\lambda A + B) = r(A) \vee r(B), \quad r(AB) = r(A) + r(B).$$

□

Given two CW-complexes M, N , a continuous map $f : M \rightarrow N$ is called cellular if $f(M^j) \subset N^j$, for all j ; it induces linear maps $f_j : C_j(M) \otimes_{\mathbb{Z}} \mathbb{C} \rightarrow C_j(N) \otimes_{\mathbb{Z}} \mathbb{C}$ intertwining the boundary maps. The cellular map f is called *regular* if, for all j , $\sigma \in \mathcal{E}_j(M)$, there are $k, \tau \in \mathcal{E}_k(N)$ such that $f(\sigma) = \tau$, $f(\dot{\sigma}) = \dot{\tau}$; then, necessarily, $k \leq j$. We call f an *isomorphism* if it is a bijective regular map s.t. $[f_j \sigma_\alpha^j : f_{j-1} \sigma_\beta^{j-1}] = [\sigma_\alpha^j : \sigma_\beta^{j-1}]$, for all j, α, β . Then f is a homeomorphism and f_j is a linear isomorphism.

A subcomplex N of M is a closed subspace of M which is a union of (open) cells. We call N a *full* subcomplex if, for all j , $\sigma \in \mathcal{E}_j(M)$, $\dot{\sigma} \subset N$ imply $\sigma \subset N$.

To prove that a cell belongs to a full subcomplex, we will find it convenient in the sequel to refer to the following

Lemma 3.5. *Let N be a full subcomplex of the regular CW-complex M . Let $\tau \in \mathcal{E}_j(M)$ be s.t., for all $\rho \in \mathcal{E}_{j-1}(\dot{\tau})$, one has $\rho \in N$. Then $\tau \in N$.*

Proof. As N is a subcomplex, it follows that $\dot{\tau} \subset N$; therefore $\tau \in N$, because N is full. □

Definition 3.6 (Local Isomorphisms and Geometric Operators). A *local isomorphism* of the CW-complex M is a triple

$$(s(\gamma), r(\gamma), \gamma)$$

where $s(\gamma), r(\gamma)$ are full subcomplexes of M and $\gamma : s(\gamma) \rightarrow r(\gamma)$ is an isomorphism.

For any $j = 0, \dots, \dim(M)$, the local isomorphism γ defines a *partial isometry* $V_j(\gamma) : \ell^2(\mathcal{E}_j M) \rightarrow \ell^2(\mathcal{E}_j M)$, by setting

$$V_j(\gamma)(\sigma) := \begin{cases} \gamma_j(\sigma) & \sigma \in \mathcal{E}_j(s(\gamma)) \\ 0 & \sigma \notin \mathcal{E}_j(s(\gamma)), \end{cases}$$

and extending by linearity. An operator $T \in B(\ell^2(\mathcal{E}_j M))$ is called *geometric* if there exists r such that T has finite propagation r and, for any local isomorphism γ , any $\sigma \in \mathcal{E}_j(M)$ s.t. $B_r(\sigma) \subset s(\gamma)$ and $B_r(\gamma\sigma) \subset r(\gamma)$, one has

$$TV_j(\gamma)\sigma = V_j(\gamma)T\sigma, \quad T^*V_j(\gamma)\sigma = V_j(\gamma)T^*\sigma.$$

Proposition 3.7. *Let M be a regular, bounded CW-complex. Then, for any j , geometric operators on $\ell^2(\mathcal{E}_j M)$ form a $*$ -algebra. The half Laplacians $\Delta_{j\pm}$ belong to it.*

Proof. The first statement is obvious. Concerning the second, let us note that, since the complex is bounded, half Laplacians $\Delta_{j\pm}$ are bounded (cf. Lemma 2.2).

Let $\sigma, \sigma' \in \mathcal{E}_j(M)$, with $B_1(\sigma) \subset s(\gamma)$ and $B_1(\gamma\sigma) \subset r(\gamma)$. Then, if $\sigma' \notin r(\gamma)$, because $\text{supp}(\Delta_{j\pm}\sigma) \subset B_1(\sigma) \subset s(\gamma)$ and $\text{supp}(\Delta_{j\pm}(\gamma_j\sigma)) \subset B_1(\gamma\sigma) \subset r(\gamma)$, we get

$$(\sigma', \Delta_{j\pm} V_j(\gamma)\sigma) = 0 = (\sigma', V_j(\gamma)\Delta_{j\pm}\sigma).$$

So, let us suppose that $\sigma' \in r(\gamma)$, so that $\sigma' = \gamma_j\sigma''$, for $\sigma'' \in s(\gamma)$ and

$$\begin{aligned} (\sigma', \Delta_{j-} V_j(\gamma)\sigma) &= \sum_{\tau \in \mathcal{E}_{j-1}(M)} [\sigma' : \tau][\gamma_j\sigma : \tau] \\ &= \sum_{\tau' \in \mathcal{E}_{j-1}(M)} [\sigma' : \gamma_{j-1}\tau'][\gamma_j\sigma : \gamma_{j-1}\tau'] \\ &= \sum_{\tau' \in \mathcal{E}_{j-1}(M)} [\sigma'' : \tau'][\sigma : \tau'] \\ &= (V_j(\gamma)^*\sigma', \Delta_{j-}\sigma) = (\sigma', V_j(\gamma)\Delta_{j-}\sigma), \end{aligned}$$

where the third equality comes from the incidence-preserving property of γ , and in the second equality we used the fact that the non-zero terms in the sum come from τ 's which are ‘‘components’’ of the chain $\partial_j\gamma_j\sigma = \gamma_{j-1}\partial_j\sigma = \sum c_i\gamma_{j-1}\rho_i$, if $\partial_j\sigma = \sum c_i\rho_i$, so that $\tau = \gamma_{j-1}\rho_i$, for some i . By linearity we get that Δ_{j-} is geometric. As for Δ_{j+} ,

$$\begin{aligned} (\sigma', \Delta_{j+} V_j(\gamma)\sigma) &= \sum_{\tau \in \mathcal{E}_{j+1}(M)} [\tau : \sigma'][\tau : \gamma_j\sigma] \\ &= \sum_{\tau' \in \mathcal{E}_{j+1}(M)} [\gamma_{j+1}\tau' : \sigma'][\gamma_{j+1}\tau' : \gamma_j\sigma] \\ &= \sum_{\tau' \in \mathcal{E}_{j+1}(M)} [\tau' : \sigma''][\tau' : \sigma] \\ &= (V_j(\gamma)^*\sigma', \Delta_{j+}\sigma) = (\sigma', V_j(\gamma)\Delta_{j+}\sigma), \end{aligned}$$

where the third equality comes from the incidence-preserving property of γ , and in the second equality we used the fact that the non-zero terms in the sum come from τ 's s.t. $[\tau : \gamma_j\sigma] \neq 0$, so that, for all $\rho \in \mathcal{E}_j(\hat{\tau})$, we get $d(\rho, \gamma\sigma) = 1$, hence $\rho \in r(\gamma)$; from Lemma 3.5, $\tau \in r(\gamma)$, so there is $\tau' \in s(\gamma)$ s.t. $\tau = \gamma_{j+1}\tau'$. By linearity we get that Δ_{j+} is geometric. \square

We now consider a version of the boundary operators relative to the boundary subcomplex. This idea is due to Lott and Lück [25], who introduced relative invariants for covering CW-complexes. In this way, other non-trivial L^2 -Betti numbers are available, as shown in Section 8.

Let M be a p -dimensional, regular, bounded CW-complex. We shall consider the $(p-1)$ -dimensional *boundary subcomplex* ∂M , defined as follows:

- (i) a $(p-1)$ -cell of M is in ∂M if it is contained in at most one p -cell.
- (ii) a j -cell of M is in ∂M if it is contained in a $(p-1)$ -cell in ∂M .

Then ∂M is a regular bounded CW-complex.

Lemma 3.8. *Let N be a full subcomplex of M , and $\sigma_0 \in \mathcal{E}_j(N)$ be s.t. $B_k(\sigma_0) \subset N$. Then, for any $\tau_0 \in \mathcal{E}_{j+1}(N)$ s.t. $\sigma_0 \subset \dot{\tau}_0$, one has $B_\ell(\tau_0) \subset N$, for $\ell \leq \frac{k}{V_{j+1}^- - 1}$.*

Proof. Let $\tau_1 \in \mathcal{E}_{j+1}(M)$ be s.t. $d(\tau_1, \tau_0) \leq \ell$. Then, for any $\sigma_1 \in \mathcal{E}_j(M)$, $\sigma_1 \subset \dot{\tau}_1$, one has, from the proof of Proposition 3.2, $d(\sigma_1, \sigma_0) \leq \ell(V_{j+1}^- - 1) \leq k$. Therefore $\sigma_1 \subset N$. As N is full, $\tau_1 \subset N$, and the thesis follows. \square

Lemma 3.9. *Let γ be a local isomorphism, $\sigma \in \mathcal{E}_j(M)$ be s.t. $B_k(\sigma) \subset s(\gamma)$, $B_k(\gamma\sigma) \subset r(\gamma)$, where $k \geq (V_{p-1}^- - 1)(V_{p-2}^- - 1) \dots (V_{j+1}^- - 1)$. Then $\sigma \in \partial M$ iff $\gamma\sigma \in \partial M$.*

Proof. (\Rightarrow) Let $\sigma \in \mathcal{E}_{p-1}(\partial M)$. If there were $\tau \neq \tau' \in \mathcal{E}_p(M)$ s.t. $\gamma\sigma \subset \dot{\tau} \cap \dot{\tau}'$, then for all $\rho \in \mathcal{E}_{p-1}$, $\rho \subset \dot{\tau}$ we would get $d(\rho, \gamma\sigma) = 1$, hence $\rho \in r(\gamma)$; from Lemma 3.5, $\tau \in r(\gamma)$; analogously $\tau' \in r(\gamma)$. As γ_p preserves incidences and boundaries, $\sigma \subset \gamma^{-1}\dot{\tau} \cap \gamma^{-1}\dot{\tau}'$, which implies $\sigma \notin \partial M$, and we have reached a contradiction. Therefore, there is a unique $\tau \in \mathcal{E}_p(M)$ s.t. $\gamma\sigma \subset \dot{\tau}$, which means that $\sigma \in \partial M$.

If $\sigma \in \mathcal{E}_j(\partial M)$, there is $\tau \in \mathcal{E}_{p-1}(M) \cap \partial M$ s.t. $\sigma \subset \dot{\tau}$, and $\gamma\sigma \subset (\gamma\tau) = \gamma(\dot{\tau})$. Then, from Lemma 3.8, $B_1(\tau) \subset \sigma(\gamma)$, and $B_1(\gamma\tau) \subset \rho(\gamma)$. From what has already been proved, $\gamma\tau \in \partial M$. Therefore $\gamma\sigma \in \partial M$, because ∂M is a subcomplex.

(\Leftarrow) follows from the above applied to γ^{-1} . \square

Let $\bar{\partial}_j \equiv \partial_j^{M, \partial M}$ be the boundary operator of the relative cellular complex $C_j(M, \partial M) := H_j(M^j \cup \partial M, M^{j-1} \cup \partial M, \mathbb{Z})$. As $C_j(M, \partial M) \cong \bigoplus_{\sigma \in \bar{\mathcal{E}}_j(M)} \mathbb{Z}\sigma$, where $\bar{\mathcal{E}}_j(M) := \{\sigma \in \mathcal{E}_j(M) : \sigma \cap \partial M = \emptyset\}$, we can identify $C_j^{(2)}(M, \partial M)$, the ℓ^2 -completion of $C_j(M, \partial M) \otimes_{\mathbb{Z}} \mathbb{C}$, with $\ell^2(\bar{\mathcal{E}}_j(M))$, a closed subspace of $\ell^2(\mathcal{E}_j(M))$. Moreover we can consider $\bar{\partial}_j : C_j^{(2)}(M) \rightarrow C_{j-1}^{(2)}(M)$, $\bar{\partial}_j^* : C_{j-1}^{(2)}(M) \rightarrow C_j^{(2)}(M)$, by extending them to 0 on $C_j^{(2)}(M, \partial M)^\perp$ or $C_{j-1}^{(2)}(M, \partial M)^\perp$, respectively. Define $\bar{\Delta}_{j+} := \bar{\partial}_{j+1}\bar{\partial}_{j+1}^*$, $\bar{\Delta}_{j-} := \bar{\partial}_j^*\bar{\partial}_j$. Then

Lemma 3.10.

- (i) $\bar{\Delta}_{j\pm}\sigma = 0$, for $\sigma \in C_j^{(2)}(M, \partial M)^\perp$,
- (ii) for $\sigma, \sigma' \in C_j^{(2)}(M, \partial M)$,

$$(\sigma', \bar{\Delta}_{j+}\sigma) = \sum_{\tau \in \bar{\mathcal{E}}_{j+1}(M)} [\tau : \sigma][\tau : \sigma'], \quad (\sigma', \bar{\Delta}_{j-}\sigma) = \sum_{\tau \in \bar{\mathcal{E}}_{j-1}(M)} [\sigma : \tau][\sigma' : \tau].$$

Proposition 3.11. *Let γ be a local isomorphism, $\sigma \in \mathcal{E}_j(M)$ be such that $B_k(\sigma) \subset s(\gamma)$, $B_k(\gamma\sigma) \subset r(\gamma)$, for some $k \geq 1 + \prod_{i=j+1}^{p-1} (V_i^- - 1)$. Then*

$$\bar{\Delta}_{j-} V_j(\gamma)\sigma = V_j(\gamma) \bar{\Delta}_{j-}\sigma, \quad \bar{\Delta}_{j+} V_j(\gamma)\sigma = V_j(\gamma) \bar{\Delta}_{j+}\sigma.$$

Proof. Let us prove that, for any $\sigma' \in \overline{\mathcal{E}}_j(M)$, we have

$$(\sigma', \overline{\Delta}_{j\pm} V_j(\gamma)\sigma) = (\sigma', V_j(\gamma) \overline{\Delta}_{j\pm}\sigma).$$

If $\sigma' \notin B_1(\gamma\sigma)$, the thesis is true. Indeed, from $\text{supp}(\overline{\Delta}_{j\pm}\sigma) \subset B_1(\sigma) \subset s(\gamma)$, and $\text{supp}(\overline{\Delta}_{j\pm}\gamma\sigma) \subset B_1(\gamma\sigma) \subset r(\gamma)$, it follows $(\sigma', \overline{\Delta}_{j\pm} V_j(\gamma)\sigma) = 0$, whereas, if $\sigma' \notin r(\gamma)$ we get $(\sigma', V_j(\gamma) \overline{\Delta}_{j\pm}\sigma) = 0$, while, if $\sigma' \in r(\gamma) \setminus B_1(\gamma\sigma)$, we get $(\sigma', V_j(\gamma) \overline{\Delta}_{j\pm}\sigma) = (\gamma_j^{-1}\sigma', \overline{\Delta}_{j\pm}\sigma) = 0$, as $d(\gamma_j^{-1}\sigma', \sigma) = d(\sigma', \gamma_j\sigma) > 1$. Therefore, we can assume $\sigma' \in B_1(\gamma\sigma)$. Moreover, if $\sigma \in \partial M$, so that $\gamma\sigma \in \partial M$ (by Lemma 3.9), we get $\overline{\Delta}_{j\pm} V_j(\gamma)\sigma = 0 = V_j(\gamma) \overline{\Delta}_{j\pm}\sigma$.

Therefore, we now assume $\sigma \notin \partial M$, $\sigma' \in B_1(\gamma\sigma)$. Then

$$(\sigma', \overline{\Delta}_{j-} V_j(\gamma)\sigma) = \sum_{\tau \in \overline{\mathcal{E}}_{j-1}(M)} [\sigma' : \tau][\gamma_j\sigma : \tau].$$

Let $\tau \in \overline{\mathcal{E}}_{j-1}(M)$, $\tau \subset (\gamma\sigma) \cap \sigma'$. Then, as in the first part of the proof of Proposition 3.7, there is $\tau' \in \mathcal{E}_{j-1}(s(\gamma))$ s.t. $\tau = \gamma\tau'$; moreover $\tau' \subset \dot{\sigma}$, as $[\sigma : \tau'] = [\gamma\sigma : \gamma\tau'] \neq 0$. Let us now show that $\tau \in \partial M \iff \tau' \in \partial M$; indeed, if $\tau \in \partial M$, then there is $\rho \in \mathcal{E}_j(\partial M)$ s.t. $\tau \subset \rho$; therefore $d(\rho, \gamma\sigma) \leq 1$, and $B_{k-1}(\rho) \subset r(\gamma)$, so, from Lemma 3.9, it follows that $\rho' := \gamma_j^{-1}\rho \in \partial M$; then $[\rho' : \tau'] = [\rho : \tau] \neq 0$, hence $\tau' \subset \rho'$, and $\tau' \in \partial M$. The other implication follows similarly. Therefore

$$\begin{aligned} (\sigma', \overline{\Delta}_{j-} V_j(\gamma)\sigma) &= \sum_{\tau \in \overline{\mathcal{E}}_{j-1}(M)} [\sigma' : \tau][\gamma_j\sigma : \tau] \\ &= \sum_{\tau' \in \overline{\mathcal{E}}_{j-1}(M)} [\sigma' : \gamma_{j-1}\tau'][\gamma_j\sigma : \gamma_{j-1}\tau'] \\ &= \sum_{\tau' \in \overline{\mathcal{E}}_{j-1}(M)} [\gamma_j^{-1}\sigma' : \tau'][\sigma : \tau'] \\ &= (V_j(\gamma)^* \sigma', \overline{\Delta}_{j-}\sigma) = (\sigma', V_j(\gamma) \overline{\Delta}_{j-}\sigma). \end{aligned}$$

As for $\overline{\Delta}_{j+}$, we get

$$(\sigma', \overline{\Delta}_{j+} V_j(\gamma)\sigma) = \sum_{\tau \in \overline{\mathcal{E}}_{j+1}(M)} [\tau : \sigma'][\tau : \gamma_j\sigma].$$

Let $\tau \in \mathcal{E}_{j+1}(M)$ be s.t. $\gamma\sigma \cup \sigma' \subset \dot{\tau}$; as for any $\rho \in \mathcal{E}_j(M)$, $\rho \subset \dot{\tau}$, it holds $d(\rho, \gamma\sigma) \leq 1$, so $\rho \in B_1(\gamma\sigma) \subset r(\gamma)$, from Lemma 3.5 we get $\tau \in r(\gamma)$; therefore there is $\tau' \in s(\gamma)$ s.t. $\tau = \gamma\tau'$. From Lemma 3.8 it follows $B_\ell(\tau) \subset r(\gamma)$, for $\ell \leq k/(V_{j+1}^- - 1)$, and Lemma 3.9 gives us $\tau \in \partial M \iff \tau' \in \partial M$. Therefore

$$\begin{aligned} (\sigma', \overline{\Delta}_{j+} V_j(\gamma)\sigma) &= \sum_{\tau \in \overline{\mathcal{E}}_{j+1}(M)} [\tau : \sigma'][\tau : \gamma_j\sigma] \\ &= \sum_{\tau' \in \overline{\mathcal{E}}_{j+1}(M)} [\gamma_{j+1}\tau' : \sigma'][\gamma_{j+1}\tau' : \gamma_j\sigma] \\ &= \sum_{\tau' \in \overline{\mathcal{E}}_{j+1}(M)} [\tau' : \gamma_j^{-1}\sigma'][\tau' : \sigma] \\ &= (V_j(\gamma)^* \sigma', \overline{\Delta}_{j+}\sigma) = (\sigma', V_j(\gamma) \overline{\Delta}_{j+}\sigma). \end{aligned}$$

□

We have proved the following.

Proposition 3.12. *Let M be a p -dimensional, regular, bounded CW-complex. The relative half-Laplacians $\overline{\Delta}_{j\pm}$ are geometric operators.*

4. SELF-SIMILAR CW-COMPLEXES

In this section we introduce self-similar complexes, and show that there is a natural trace state on the algebra of geometric operators.

If K is a subcomplex of M , we call j -frontier of K , and denote it by $\mathcal{F}(\mathcal{E}_j K)$, the family of cells in $\mathcal{E}_j K$ having distance 1 from the complement of $\mathcal{E}_j K$ in $\mathcal{E}_j(M)$.

Definition 4.1 (Amenable CW-Complexes). A countably infinite CW-complex M is *amenable* if it is regular and bounded, and has an *amenable exhaustion*, namely, an increasing family of finite subcomplexes $\{K_n : n \in \mathbb{N}\}$ such that $\cup K_n = M$ and for all $j = 0, \dots, \dim(M)$,

$$\frac{|\mathcal{F}(\mathcal{E}_j K_n)|}{|\mathcal{E}_j K_n|} \rightarrow 0 \quad \text{as } n \rightarrow \infty.$$

Definition 4.2 (Self-similar CW-Complexes). A countably infinite CW-complex M is *self-similar* if it is regular and bounded, and it has an amenable exhaustion by full subcomplexes $\{K_n : n \in \mathbb{N}\}$ such that the following conditions (i) and (ii) hold:

(i) for all n there is a finite set of local isomorphisms $\mathcal{G}(n, n+1)$ such that, for all $\gamma \in \mathcal{G}(n, n+1)$, one has $s(\gamma) = K_n$,

$$\bigcup_{\gamma \in \mathcal{G}(n, n+1)} \gamma_j(\mathcal{E}_j(K_n)) = \mathcal{E}_j(K_{n+1}), \quad j = 0, \dots, \dim(M)$$

and moreover if $\gamma, \gamma' \in \mathcal{G}(n, n+1)$ with $\gamma \neq \gamma'$

$$(4.1) \quad \mathcal{E}_j \gamma(K_n) \cap \mathcal{E}_j \gamma'(K_n) = \mathcal{F}(\mathcal{E}_j \gamma(K_n)) \cap \mathcal{F}(\mathcal{E}_j \gamma'(K_n)), \quad j = 0, \dots, \dim(M).$$

(ii) We then define $\mathcal{G}(n, m)$, with $n < m$, as the set of all admissible products $\gamma_{m-1} \cdots \gamma_n$, $\gamma_i \in \mathcal{G}(i, i+1)$, where admissible means that the range of γ_j is contained in the source of γ_{j+1} . We let $\mathcal{G}(n, n)$ consist of the identity isomorphism on K_n , and $\mathcal{G}(n) = \cup_{m \geq n} \mathcal{G}(n, m)$. We now define the \mathcal{G} -invariant j -frontier of K_n :

$$\mathcal{F}_{\mathcal{G}}(\mathcal{E}_j K_n) = \bigcup_{\gamma \in \mathcal{G}(n)} \gamma_j^{-1} \mathcal{F}(\mathcal{E}_j \gamma(K_n)),$$

and we ask that

$$\frac{|\mathcal{F}_{\mathcal{G}}(\mathcal{E}_j K_n)|}{|\mathcal{E}_j K_n|} \rightarrow 0 \quad \text{as } n \rightarrow \infty.$$

Remark 4.3. We may replace the condition in (4.1) with the following

$$\mathcal{E}_j \gamma(K_n) \cap \mathcal{E}_j \gamma'(K_n) \subseteq B_r(\mathcal{F}(\mathcal{E}_j \gamma(K_n))) \cap B_r(\mathcal{F}(\mathcal{E}_j \gamma'(K_n))), \quad j = 0, \dots, \dim(M),$$

for a suitable $r > 0$. It is easy to see that all the theory developed below will remain valid.

Some examples of self-similar CW-complexes are given below, cf. Section 6 for more details on the construction.

Example 4.4. The Gasket graph in figure 1, the Lindstrom graph in figure 2, the Vicsek graph in figure 3 are examples of 1-dimensional self-similar complexes. The Carpet 2-complex in figure 4 is an example of a 2-dimensional self-similar CW-complex.




FIGURE 1. Gasket graph

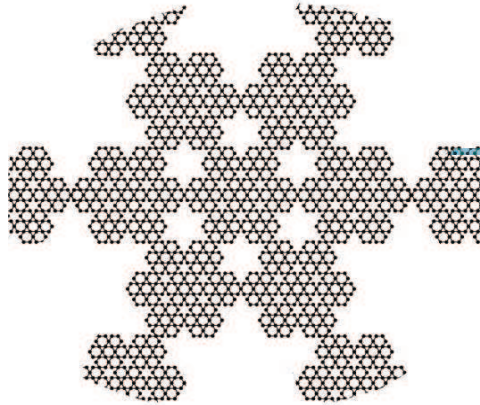


FIGURE 2. Lindstrom graph

Theorem 4.5. *Let M be a self-similar CW-complex, $\mathcal{A}(\mathcal{E}_j M)$ the C^* -algebra given by the closure of the $*$ -algebra of geometric operators. Then, on $\mathcal{A}(\mathcal{E}_j M)$ there is a well defined trace state Φ_j given by*

$$\Phi_j(T) = \lim_n \frac{\text{Tr}(E(\mathcal{E}_j K_n)T)}{\text{Tr}(E(\mathcal{E}_j K_n))}$$

where $E(\mathcal{E}_j K_n)$ is the orthogonal projection of $\ell^2(\mathcal{E}_j M)$ onto $\ell^2(\mathcal{E}_j K_n)$.

Proof. Fix $j \in \{0, \dots, p\}$, and for a finite subset $N \subset \mathcal{E}_j M$ denote by $E(N) \in \mathcal{B}(\ell^2(\mathcal{E}_j M))$ the projection onto $\text{span}N$. Let us observe that, since N is an orthonormal basis for $\ell^2(N)$, then $\text{Tr}(E(N)) = |N|$.




FIGURE 3. Vicsek graph

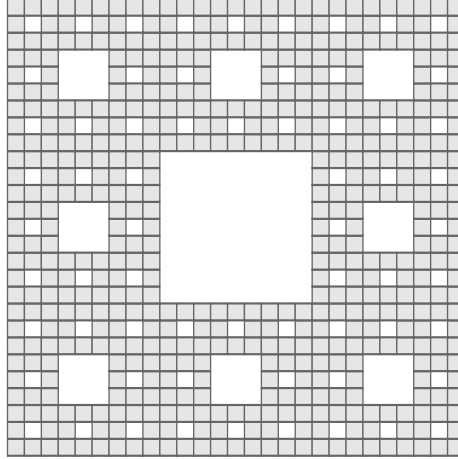


FIGURE 4. Carpet 2-complex

First step: some combinatorial results.

a) Let $\mu \equiv \mu_j = \sup_{\sigma \in \mathcal{E}_j M} |B_1(\sigma)|$. First observe that μ is finite, since $\mu \leq V_j^+ + V_j^-$.

Then, since

$$B_{r+1}(\sigma) = \bigcup_{\sigma' \in B_r(\sigma)} B_1(\sigma'),$$

we get $|B_{r+1}(\sigma)| \leq |B_r(\sigma)|\mu$, giving $|B_r(\sigma)| \leq \mu^r$, $\forall \sigma \in \mathcal{E}_j M$, $r \geq 0$. As a consequence, for any finite set $\Omega \subset \mathcal{E}_j M$, we have $B_r(\Omega) = \bigcup_{\sigma' \in \Omega} B_r(\sigma')$, giving

$$(4.2) \quad |B_r(\Omega)| \leq |\Omega|\mu^r, \quad \forall r \geq 0.$$

b) Let us set $\Omega(n, r) = \mathcal{E}_j K_n \setminus B_r(\mathcal{F}_{\mathcal{G}}(\mathcal{E}_j K_n))$. Then, for any $\gamma \in \mathcal{G}(n)$, we have

$$\gamma_j \Omega(n, r) \subset \gamma_j \mathcal{E}_j K_n \subset \gamma_j \Omega(n, r) \cup B_r(\mathcal{F}_{\mathcal{G}}(\gamma_j \mathcal{E}_j K_n)).$$

Now assume $r \geq 1$. Then, the $\gamma_j \Omega(n, r)$'s are disjoint, for different γ 's in $\mathcal{G}(n, m)$. Therefore,

$$(4.3) \quad |\mathcal{E}_j K_n| \leq |\Omega(n, r)| + |\mathcal{F}_{\mathcal{G}}(\mathcal{E}_j K_n)| \mu^r,$$

$$(4.4) \quad \left| \mathcal{E}_j K_m \setminus \bigcup_{\gamma \in \mathcal{G}(n, m)} \gamma_j \Omega(n, r) \right| \leq |\mathcal{G}(n, m)| |\mathcal{F}_{\mathcal{G}}(\mathcal{E}_j K_n)| \mu^r,$$

$$(4.5) \quad |\mathcal{G}(n, m)| |\Omega(n, r)| \leq |\mathcal{E}_j K_m| \leq |\mathcal{G}(n, m)| |\mathcal{E}_j K_n|.$$

Indeed, (4.3) and (4.5) are easily verified, whereas

$$\begin{aligned} \left| \mathcal{E}_j K_m \setminus \bigcup_{\gamma \in \mathcal{G}(n, m)} \gamma_j \Omega(n, r) \right| &= \left| \bigcup_{\gamma \in \mathcal{G}(n, m)} \gamma_j \mathcal{E}_j K_n \setminus \bigcup_{\gamma \in \mathcal{G}(n, m)} \gamma_j \Omega(n, r) \right| \\ &\leq \sum_{\gamma \in \mathcal{G}(n, m)} |\gamma_j [\mathcal{E}_j K_n \setminus \Omega(n, r)]| \\ &\leq |\mathcal{G}(n, m)| |B_r(\mathcal{F}_{\mathcal{G}}(\mathcal{E}_j K_n))| \\ &\leq |\mathcal{G}(n, m)| |\mathcal{F}_{\mathcal{G}}(\mathcal{E}_j K_n)| \mu^r. \end{aligned}$$

c) Let $\varepsilon_n = \frac{|\mathcal{F}_{\mathcal{G}}(\mathcal{E}_j K_n)|}{|\mathcal{E}_j K_n|}$, and recall that $\varepsilon_n \rightarrow 0$. Putting together (4.3) and (4.5) we get

$$|\mathcal{G}(n, m)| |\mathcal{E}_j K_n| - |\mathcal{G}(n, m)| |\mathcal{F}_{\mathcal{G}}(\mathcal{E}_j K_n)| \mu^r \leq |\mathcal{E}_j K_m| \leq |\mathcal{G}(n, m)| |\mathcal{E}_j K_n|,$$

which implies

$$1 - \varepsilon_n \mu^r \leq \frac{|\mathcal{E}_j K_m|}{|\mathcal{G}(n, m)| |\mathcal{E}_j K_n|} \leq 1.$$

Choosing n_0 such that, for $n > n_0$, $\varepsilon_n \mu^r \leq 1/2$, we obtain

$$(4.6) \quad 0 \leq \frac{|\mathcal{G}(n, m)| |\mathcal{E}_j K_n|}{|\mathcal{E}_j K_m|} - 1 \leq 2\varepsilon_n \mu^r \leq 1.$$

Therefore, from (4.4), we obtain

$$(4.7) \quad \left| \mathcal{E}_j K_m \setminus \bigcup_{\gamma \in \mathcal{G}(n, m)} \gamma_j \Omega(n, r) \right| \leq |\mathcal{G}(n, m)| |\mathcal{F}_{\mathcal{G}}(\mathcal{E}_j K_n)| \mu^r \\ = |\mathcal{G}(n, m)| |\mathcal{E}_j K_n| \varepsilon_n \mu^r \leq 2 |\mathcal{E}_j K_m| \varepsilon_n \mu^r.$$

Second step: the existence of the limit for geometric operators.

a) By definition of $V_j(\gamma)$, we have, for $\gamma \in \mathcal{G}(n, m)$, $n < m$,

$$V_j^*(\gamma) V_j(\gamma) = E(\mathcal{E}_j K_n), \quad V_j(\gamma) V_j^*(\gamma) = E(\gamma_j(\mathcal{E}_j K_n)).$$

Assume now $T \in \mathcal{B}(\ell^2(\mathcal{E}_j M))$ is a geometric operator with finite propagation r . Then,

$$TV_j(\gamma)E(\Omega(n, r)) = V_j(\gamma)TE(\Omega(n, r)) \quad E(\gamma_j \Omega(n, r)) = V_j(\gamma)E(\Omega(n, r))V_j(\gamma)^*.$$

As a consequence,

$$\begin{aligned}
(4.8) \quad & \text{Tr}(TE(\gamma_j(\Omega(n, r)))) \\
&= \text{Tr}(TV_j(\gamma)E(\Omega(n, r))V_j(\gamma)^*) = \text{Tr}(V_j(\gamma)TE(\Omega(n, r))V_j(\gamma)^*) \\
&= \text{Tr}(TE(\Omega(n, r))V_j(\gamma)^*V_j(\gamma)) = \text{Tr}(TE(\Omega(n, r))E(\mathcal{E}_jK_n)) \\
&= \text{Tr}(TE(\Omega(n, r))).
\end{aligned}$$

b) Let us show that the sequence is Cauchy:

$$\begin{aligned}
& \left| \frac{\text{Tr}TE(\mathcal{E}_jK_n)}{\text{Tr}E(\mathcal{E}_jK_n)} - \frac{\text{Tr}TE(\mathcal{E}_jK_m)}{\text{Tr}E(\mathcal{E}_jK_m)} \right| \\
\leq & \frac{|\text{Tr}T(E(\mathcal{E}_jK_n) - E(\Omega(n, r)))|}{|\mathcal{E}_jK_n|} + \frac{|\text{Tr}T(E(\mathcal{E}_jK_m) - E(\cup_{\gamma \in \mathcal{G}(n, m)} \gamma_j \Omega(n, r)))|}{|\mathcal{E}_jK_m|} \\
& + \left| \frac{\text{Tr}TE(\Omega(n, r))}{|\mathcal{E}_jK_n|} - \frac{|\mathcal{G}(n, m)| |\mathcal{E}_jK_n| \text{Tr}TE(\Omega(n, r))}{|\mathcal{E}_jK_m| |\mathcal{E}_jK_n|} \right| \\
\leq & \|T\| \left(\frac{|\mathcal{E}_jK_n \setminus \Omega(n, r)|}{|\mathcal{E}_jK_n|} + \frac{|\mathcal{E}_jK_m \setminus \cup_{\gamma \in \mathcal{G}(n, m)} \gamma_j \Omega(n, r)|}{|\mathcal{E}_jK_m|} + \left| 1 - \frac{|\mathcal{G}(n, m)| |\mathcal{E}_jK_n|}{|\mathcal{E}_jK_m|} \right| \right) \\
\leq & 5\|T\|\varepsilon_n \mu^r,
\end{aligned}$$

where we used (4.8), in the first inequality, and (4.7), (4.6), in the second inequality.

Third step: Φ_j is a state on $\mathcal{A}(\mathcal{E}_j(M))$.

a) Let $T \in \mathcal{A}(\mathcal{E}_j(M))$, $\varepsilon > 0$. Now find a geometric operator T' such that $\|T - T'\| \leq \varepsilon/3$, and set $\phi_n(A) := \frac{\text{Tr}AE(\mathcal{E}_jK_n)}{\text{Tr}E(\mathcal{E}_jK_n)}$. Then choose n such that, for $m > n$, $|\phi_m(T') - \phi_n(T')| \leq \varepsilon/3$. We get

$$|\phi_m(T) - \phi_n(T)| \leq |\phi_m(T - T')| + |\phi_m(T') - \phi_n(T')| + |\phi_n(T - T')| \leq \varepsilon$$

namely $\lim \phi_n(T)$ exists.

b) The functional Φ_j is clearly linear, positive and takes value 1 at the identity, hence it is a state on $\mathcal{A}(\mathcal{E}_j(M))$.

Fourth step: Φ_j is a trace on $\mathcal{A}(\mathcal{E}_j(M))$.

Let A be a geometric operator with propagation r . Then

$$\begin{aligned}
AE(\mathcal{E}_jK_n) &= E(B_r(\mathcal{E}_jK_n))AE(\mathcal{E}_jK_n), \\
E(\Omega(n, r))A &= E(\Omega(n, r))AE(\mathcal{E}_jK_n).
\end{aligned}$$

Indeed,

$$\Omega(n, r) \subset \mathcal{E}_jK_n \setminus B_r(\mathcal{F}(\mathcal{E}_jK_n)) = \{\sigma \in \mathcal{E}_jK_n : d(\sigma, M \setminus \mathcal{E}_jK_n) \geq r + 2\},$$

so that

$$B_r(\Omega(n, r)) \subset \{\sigma \in \mathcal{E}_jK_n : d(\sigma, M \setminus \mathcal{E}_jK_n) \geq 2\} \subset \mathcal{E}_jK_n.$$

Since A^* has propagation r , we get

$$A^*E(\Omega(n, r)) = E(B_r(\Omega(n, r)))A^*E(\Omega(n, r)) = E(\mathcal{E}_jK_n)A^*E(\Omega(n, r)),$$

which proves the claim. Therefore,

$$\begin{aligned}
AE(\mathcal{E}_jK_n) &= E(B_r(\mathcal{E}_jK_n) \setminus \Omega(n, r))AE(\mathcal{E}_jK_n) + E(\Omega(n, r))A \\
&= E(B_r(\mathcal{E}_jK_n) \setminus \Omega(n, r))AE(\mathcal{E}_jK_n) - E(\mathcal{E}_jK_n \setminus \Omega(n, r))A + E(\mathcal{E}_jK_n)A.
\end{aligned}$$

Therefore, if $B \in \mathcal{A}(\mathcal{E}_j(M))$,

$$\begin{aligned} \phi_n([B, A]) &\leq \|A\| \|B\| \frac{|B_r(\mathcal{E}_j K_n) \setminus \Omega(n, r)| + |\mathcal{E}_j K_n \setminus \Omega(n, r)|}{|\mathcal{E}_j K_n|} \\ &\leq 2\|A\| \|B\| \varepsilon_n \mu^r, \end{aligned}$$

as $B_r(\mathcal{E}_j K_n) \setminus \Omega(n, r) \subset B_r(\mathcal{F}_g(\mathcal{E}_j K_n))$. Taking the limit as $n \rightarrow \infty$ we get $\Phi_j([B, A]) = 0$. By continuity, the result holds for any $A, B \in \mathcal{A}(\mathcal{E}_j(M))$. \square

In the following we use a different normalisation for the traces and, by giving up the state property, we obtain that the trace of the identity operator in \mathcal{A}_j measures the relative volume of $\mathcal{E}_j(M)$. This simplifies the relations in Corollaries 5.6 and 5.8.

Lemma 4.6. *Let M be a p -dimensional self-similar complex. The following limits exist and are finite:*

$$\lim_n \frac{|\mathcal{E}_j(K_n)|}{|\mathcal{E}_p(K_n)|}, \quad 0 \leq j \leq p.$$

Proof. We show that the sequences are Cauchy. Indeed, by inequalities (4.6) in the proof of Theorem 4.5, we have, for $m > n$ and $j = 0, \dots, p$,

$$(1 + 2\varepsilon_n \mu)^{-1} |\mathcal{G}(n, m)| |\mathcal{E}_j K_n| \leq |\mathcal{E}_j K_m| \leq |\mathcal{G}(n, m)| |\mathcal{E}_j K_n|,$$

where the sequence $\varepsilon_n = \sup_{j=1, \dots, p} \frac{|\mathcal{F}_g(\mathcal{E}_j K_n)|}{|\mathcal{E}_j K_n|}$ is infinitesimal and less than 1, and $\mu = \sup_j \sup_{\sigma \in \mathcal{E}_j M} |B_1(\sigma)|$. Therefore

$$(1 - 2\varepsilon_n \mu) \frac{|\mathcal{E}_j K_n|}{|\mathcal{E}_p K_n|} \leq \frac{|\mathcal{E}_j K_m|}{|\mathcal{E}_p K_m|} \leq (1 + 2\varepsilon_n \mu) \frac{|\mathcal{E}_j K_n|}{|\mathcal{E}_p K_n|}.$$

Hence, the sequence $\frac{|\mathcal{E}_j K_n|}{|\mathcal{E}_p K_n|}$ is bounded by some constant $M > 0$, and

$$\left| \frac{|\mathcal{E}_j K_m|}{|\mathcal{E}_p K_m|} - \frac{|\mathcal{E}_j K_n|}{|\mathcal{E}_p K_n|} \right| \leq 2M\mu\varepsilon_n.$$

The thesis follows. \square

Definition 4.7. Let M be a p -dimensional self-similar complex. On the C^* -algebras \mathcal{A}_j we shall consider the traces

$$Tr_j^{\mathcal{G}}(T) = \lim_n \frac{|\mathcal{E}_j(K_n)|}{|\mathcal{E}_p(K_n)|} \Phi_j(T) = \lim_n \frac{Tr(E(\mathcal{E}_j K_n)T)}{Tr(E(\mathcal{E}_p K_n))}.$$

In this way, $Tr_j^{\mathcal{G}}(I)$ measures the relative volume of $\mathcal{E}_j(M)$ w.r.t. $\mathcal{E}_p(M)$.

5. L^2 -BETTI NUMBERS AND NOVIKOV-SHUBIN NUMBERS FOR SELF-SIMILAR CW-COMPLEXES

In this section, we define L^2 -Betti numbers and Novikov-Shubin numbers for self-similar CW-complexes, prove various relations among them, and give a result on the Euler-Poincaré characteristic of a complex.

Let M be a self-similar CW-complex, let Δ be one of the operators $\Delta_{j\pm}$, Δ_j , $\overline{\Delta}_{j\pm}$, $\overline{\Delta}_j$, and define

Definition 5.1 (L^2 -Betti and Novikov-Shubin numbers).

(i) $\beta(\Delta) := \lim_{t \rightarrow \infty} Tr_j^{\mathcal{G}}(e^{-t\Delta})$, the L^2 -Betti number of Δ ,

- (ii) $\alpha(\Delta) := 2 \lim_{t \rightarrow \infty} \frac{\log \left(\text{Tr}_j^{\mathcal{G}}(e^{-t\Delta}) - \beta(\Delta) \right)}{-\log t}$, the Novikov-Shubin number of Δ , and the lower and upper versions, if the above limits do not exist.

Then set

$$\begin{aligned} \beta_j^{\pm}(M) &:= \beta(\Delta_{j\pm}), \\ \beta_j(M) &:= \beta(\Delta_j), \\ \beta_j^{\pm}(M, \partial M) &:= \beta(\overline{\Delta}_{j\pm}), \\ \beta_j(M, \partial M) &:= \beta(\overline{\Delta}_j), \end{aligned}$$

and analogously for the Novikov-Shubin numbers.

Remark 5.2. (i) The L^2 -Betti numbers and Novikov-Shubin numbers could have been defined also in terms of the spectral density function N_{λ} . This is usually defined in terms of spectral projections, which belong to the generated von Neumann algebra, hence, in our case, are not necessarily in the domain of the trace. However we may consider the spectral measure $\mu_{j\pm}$ associated, via Riesz theorem, to the functional $\varphi \in C^0[0, \infty) \mapsto \text{Tr}_j^{\mathcal{G}}(\varphi(\Delta_{j\pm})) \in \mathbb{C}$, and then define $N_{\lambda}(\Delta_{j\pm}) := \int_0^{\lambda} d\mu_{j\pm}$. The two definitions for the L^2 -Betti numbers clearly coincide, while Novikov-Shubin numbers can be related via a Tauberian theorem, as in [12].

(ii) We followed [25] for the definition of the relative L^2 -invariants, even though we considered only the two cases of no boundary and of full boundary. It would be interesting to prove their Poincaré duality result in our context.

(iii) We have used the same normalizing sequence for each trace $\text{Tr}_j^{\mathcal{G}}$, see Definition 4.7, in order to compare L^2 -Betti numbers. This will imply the relation in Corollary 5.8.

Lemma 5.3 (Hodge decomposition). *The following decomposition holds true:*

$$\ell^2(\mathcal{E}_j M) = \overline{\text{Im}\Delta_{j-}} \oplus \overline{\text{Im}\Delta_{j+}} \oplus \ker\Delta_j.$$

Proof.

$$\overline{\text{Im}\Delta_{j+}} = (\ker\partial_{j+1}\partial_{j+1}^*)^{\perp} = (\ker\partial_{j+1}^*)^{\perp} = \overline{\text{Im}\partial_{j+1}} \subseteq \ker\partial_j = \ker\partial_j^*\partial_j = (\text{Im}\Delta_{j-})^{\perp}.$$

Then since

$$(\text{Im}\Delta_{j+})^{\perp} \cap (\text{Im}\Delta_{j-})^{\perp} = \ker\partial_j \cap \ker\partial_{j+1}^* = \ker\Delta_j$$

the thesis follows. \square

Theorem 5.4. *With the notation above, we have the relations:*

$$\begin{aligned} \beta_j(M) &= \beta_j^+(M) + \beta_j^-(M) - \text{Tr}_j^{\mathcal{G}}(I), \\ \beta_j(M, \partial M) &= \beta_{j+}(M, \partial M) + \beta_{j-}(M, \partial M) - \text{Tr}_j^{\mathcal{G}}(I), \\ \alpha_j(M) &= \min\{\alpha_{j+}(M), \alpha_{j-}(M)\}, \\ \alpha_j(M, \partial M) &= \min\{\alpha_{j+}(M, \partial M), \alpha_{j-}(M, \partial M)\}. \end{aligned}$$

Proof. By the orthogonality of the ranges we have $\Delta_{j+}\Delta_{j-} = 0$. Hence $(\Delta_{j+} + \Delta_{j-})^n = \Delta_{j+}^n + \Delta_{j-}^n$ from which we get $e^{-t\Delta_j} = e^{-t\Delta_{j+}} + e^{-t\Delta_{j-}} - I$. Now the thesis easily follows. The proof for the relative invariants is analogous. \square

Proposition 5.5. $Tr_{j-1}^{\mathfrak{G}}((\partial_j \partial_j^*)^k) = Tr_j^{\mathfrak{G}}((\partial_j^* \partial_j)^k)$, $k \in \mathbb{N}$

Proof. Let us set $\Omega_n := \mathcal{E}_{j-1}K_n \setminus \mathcal{F}_{\mathfrak{G}}(\mathcal{E}_{j-1}K_n)$. First we note that

$$E(\Omega_n)\partial_j = E(\Omega_n)\partial_j E(\mathcal{E}_j K_n),$$

indeed they coincide on the range of $E(\mathcal{E}_j K_n)$, and both vanish on its kernel. Analogously $\partial_j E(\mathcal{E}_j K_n) = E(B_1(\mathcal{E}_{j-1}K_n))\partial_j E(\mathcal{E}_j K_n)$.

Let us note that if $\partial_j = V_j|\partial_j|$ denotes the polar decomposition, and $A \in \mathcal{B}(\ell^2(\mathcal{E}_j(M)))$, then $Tr(\partial_j A \partial_j^*) = Tr(|\partial_j| A |\partial_j|)$. Then

$$Tr(E(\Omega_n)(\partial_j \partial_j^*)^k) = Tr(E(\Omega_n)\partial_j E(\mathcal{E}_j K_n)\partial_j^*(\partial_j \partial_j^*)^{k-1}),$$

and

$$\begin{aligned} Tr(E(\mathcal{E}_j K_n)(\partial_j^* \partial_j)^k) &= Tr(|\partial_j| E(\mathcal{E}_j K_n)(\partial_j^* \partial_j)^{k-1} |\partial_j|) \\ &= Tr(\partial_j E(\mathcal{E}_j K_n)(\partial_j^* \partial_j)^{k-1} \partial_j^*) \\ &= Tr(E(B_1(\mathcal{E}_{j-1}K_n))\partial_j E(\mathcal{E}_j K_n)\partial_j^*(\partial_j \partial_j^*)^{k-1}). \end{aligned}$$

Since $B_1(\mathcal{E}_{j-1}K_n) \setminus \Omega_n \subset B_1(\mathcal{F}_{\mathfrak{G}}(\mathcal{E}_{j-1}K_n))$, we obtain

$$\begin{aligned} &|Tr(E(\mathcal{E}_j K_n)(\partial_j^* \partial_j)^k) - Tr(E(\Omega_n)(\partial_j \partial_j^*)^k)| \\ &\leq Tr(E(B_1(\mathcal{F}_{\mathfrak{G}}(\mathcal{E}_{j-1}K_n)))) \|\partial_j E(\mathcal{E}_j K_n)\partial_j^*(\partial_j \partial_j^*)^{k-1}\| \\ &\leq \mu \|\partial_j \partial_j^*\|^k |\mathcal{E}_{j-1}(K_n)| \varepsilon_n, \end{aligned}$$

where $\varepsilon_n = \frac{|\mathcal{F}_{\mathfrak{G}}(\mathcal{E}_{j-1}K_n)|}{|\mathcal{E}_{j-1}K_n|}$ and $|B_1(\mathcal{F}(\mathcal{E}_{j-1}K_n))| \leq \mu |\mathcal{E}_{j-1}K_n| \varepsilon_n$. Finally,

$$\begin{aligned} &\left| \frac{Tr(E(\mathcal{E}_{j-1}K_n)(\partial_j \partial_j^*)^k)}{|\mathcal{E}_p K_n|} - \frac{Tr(E(\mathcal{E}_j K_n)(\partial_j^* \partial_j)^k)}{|\mathcal{E}_p K_n|} \right| \\ &\leq |\mathcal{E}_p K_n|^{-1} \left(|Tr(E(\mathcal{F}_{\mathfrak{G}}(\mathcal{E}_{j-1}K_n))(\partial_j \partial_j^*)^k)| \right. \\ &\quad \left. + |Tr(E(\mathcal{E}_j K_n)(\partial_j^* \partial_j)^k) - Tr(E(\Omega_n)(\partial_j \partial_j^*)^k)| \right) \\ &\leq \frac{|\mathcal{E}_{j-1}K_n|}{|\mathcal{E}_p K_n|} (\mu + 1) \|\partial_j \partial_j^*\|^k \varepsilon_n \rightarrow 0, \text{ as } n \rightarrow \infty, \end{aligned}$$

by Lemma 4.6. □

Corollary 5.6. *For any continuous bounded function $f : [0, \infty) \rightarrow \mathbb{C}$ vanishing at zero, one has $Tr_{j-1}^{\mathfrak{G}}(f(\partial_j \partial_j^*)) = Tr_j^{\mathfrak{G}}(f(\partial_j^* \partial_j))$. In particular*

$$Tr_{j-1}^{\mathfrak{G}}(e^{-t\partial_j \partial_j^*}) - Tr_{j-1}^{\mathfrak{G}}(I) = Tr_j^{\mathfrak{G}}(e^{-t\partial_j^* \partial_j}) - Tr_j^{\mathfrak{G}}(I).$$

Therefore

$$\begin{aligned} \beta_{j-1}^+(M) - Tr_{j-1}^{\mathfrak{G}}(I) &= \beta_j^-(M) - Tr_j^{\mathfrak{G}}(I), & \alpha_{j-1}^+(M) &= \alpha_j^-(M), \\ \beta_{j-1}^+(M, \partial M) - Tr_{j-1}^{\mathfrak{G}}(I) &= \beta_j^-(M, \partial M) - Tr_j^{\mathfrak{G}}(I), & \alpha_{j-1}^+(M, \partial M) &= \alpha_j^-(M, \partial M). \end{aligned}$$

Proof. The proof for $\alpha(\Delta_{j\pm})$ and $\beta(\Delta_{j\pm})$ follows directly by the previous results. All the arguments above may be rephrased for the relative invariants, giving the corresponding equality. □

Remark 5.7. Let us recall that in [25] Novikov-Shubin numbers have been associated to the boundary operator ∂ , namely depend on an index varying from 1 to the dimension p of the complex. As a consequence of Corollary 5.6, there are only p independent Novikov-Shubin numbers in our framework too.

Concerning L^2 -Betti numbers, they have been defined in [25] as Γ -dimensions of the L^2 -homology, hence coincide with the trace of the kernel of the full Laplacians. The relations proved in this section show that the β_j^\pm 's are completely determined by the β_j 's. Moreover such relations imply a further identity which is the basis of the following Theorem.

Theorem 5.8 (Euler-Poincaré characteristic). *Let M be a p -dimensional self-similar CW-complex, with exhaustion $\{K_n\}$. Then*

$$\chi^{\mathcal{G}}(M) := \sum_{j=0}^p (-1)^j \beta_j(M) = \lim_n \frac{\chi(K_n)}{|\mathcal{E}_p(K_n)|}.$$

Proof. Let us first observe that, by using Theorem 5.4 and Corollary 5.6, we get

$$\begin{aligned} \chi^{\mathcal{G}}(M) &= \beta_0^+(M) + \sum_{j=1}^{p-1} (-1)^j (\beta_j^+(M) + \beta_j^-(M) - Tr_j^{\mathcal{G}}(I)) + (-1)^p \beta_p^-(M) \\ &= \sum_{j=0}^{p-1} (-1)^j \beta_j^+(M) + (-1)^p Tr_p^{\mathcal{G}}(I) + \sum_{j=1}^p (-1)^j \beta_{j-1}^+(M) - \sum_{j=1}^p (-1)^j Tr_{j-1}^{\mathcal{G}}(I) \\ &= \sum_{j=0}^p (-1)^j Tr_j^{\mathcal{G}}(I). \end{aligned}$$

On the other hand,

$$\sum_{j=0}^p (-1)^j Tr_j^{\mathcal{G}}(I) = \lim_n \sum_{j=0}^p (-1)^j \frac{|\mathcal{E}_j(K_n)|}{|\mathcal{E}_p(K_n)|} = \lim_n \frac{\chi(K_n)}{|\mathcal{E}_p(K_n)|}.$$

The thesis follows. \square

Example 5.9. (i) For the Gasket graph of figure 1 we get $|VK_n| = \frac{1}{2}3^n + \frac{3}{2}$ and $|EK_n| = 3^n$, so that $\chi^{\mathcal{G}}(X) = -\frac{1}{2}$.

(ii) For the Vicsek graph of figure 3 we get $|VK_n| = 3 \cdot 5^n + 1$ and $|EK_n| = 4 \cdot 5^n$, so that $\chi^{\mathcal{G}}(X) = -\frac{1}{4}$.

(iii) For the Lindstrom graph of figure 2 we get $|VK_n| = 4 \cdot 7^n + 2$ and $|EK_n| = 6 \cdot 7^n$, so that $\chi^{\mathcal{G}}(X) = -\frac{1}{3}$.

6. PREFRACTALS AS CW-COMPLEXES

We say that a j -dimensional polyhedron in some Euclidean space \mathbb{R}^m is strictly convex if it is convex and any $(j-1)$ -hyperplane contains at most one of its $(j-1)$ -dimensional faces.

Definition 6.1. A polyhedral complex is a regular CW complex whose topology is that of a closed subset of some Euclidean space \mathbb{R}^m and whose j -cells are flat strictly convex j -polyhedra in \mathbb{R}^m .

The following Proposition motivates the name of the boundary subcomplex.

Proposition 6.2. *Let M be a p -dimensional polyhedral complex in \mathbb{R}^p . Then the boundary subcomplex ∂M gives a CW structure on the boundary of M , seen as a subspace of \mathbb{R}^p .*

Proof. Clearly, given a $(p-1)$ -cell σ of M and a point $x \in \sigma$, we may find $\varepsilon > 0$ such that the ball $B(x, \varepsilon)$ in \mathbb{R}^p is contained in $\sigma \cup \tau_1 \cup \tau_2$, if σ is contained in the two distinct p -cells τ_1, τ_2 , and is not contained in M (indeed half of it is in the complement of M w.r.t. \mathbb{R}^p), if σ is contained in only one p -cell τ . This proves the thesis. \square

Proposition 6.3. *Let M be a p -dimensional polyhedral complex, $j = 1, \dots, p$. If σ, σ' are distinct cells in $\mathcal{E}_{j-1}(M)$, there exists at most one polyhedron $\tau \in \mathcal{E}_j(M)$ such that $(\sigma, \partial_j \tau)(\sigma', \partial_j \tau) \neq 0$.*

If $\sigma, \sigma' \in \mathcal{E}_j(M)$, there exists at most one polyhedron $\rho \in \mathcal{E}_{j-1}(M)$ such that $(\partial_j \sigma, \rho)(\partial_j \sigma', \rho) \neq 0$.

Proof. Let $\sigma \neq \sigma' \in \mathcal{E}_{j-1}(M)$ and C denote the convex hull of $\sigma \cup \sigma'$. If C has dimension $j-1$, a τ as above would have two faces in the same $(j-1)$ -plane, against the strict convexity.

If C has dimension greater or equal to j , two different $\tau, \tau' \in \mathcal{E}_j(M)$ containing both σ and σ' in their boundaries would contain C also, implying $\tau = \tau'$.

Finally, if $\sigma, \sigma' \in \mathcal{E}_j(M)$, and there were $\rho, \rho' \in \mathcal{E}_{j-1}(M)$ as above, they would belong to the $(j-1)$ -plane separating σ and σ' , namely σ and σ' would have two faces in the same $(j-1)$ -plane, against strict convexity. \square

Our main examples of self-similar CW-complexes will be a special class of polyhedral complexes, namely prefractal complexes.

Let us recall that a self-similar fractal K in \mathbb{R}^p is determined by contraction similarities w_1, \dots, w_q as the unique (compact) solution of the fixed point equation

$$K = WK, \text{ where } W \text{ is a map on subsets defined as } WA = \bigcup_{j=1}^q w_j A.$$

The fractal K satisfies the *open set condition* with open set U if

$$w_j U \subset U, \quad w_j U \cap w_i U = \emptyset, \quad i \neq j.$$

Assume now we are given a self-similar fractal in \mathbb{R}^p determined by similarities w_1, \dots, w_q , with the same similarity parameter. Assume Open Set Condition holds for a bounded open set whose closure is a strictly convex p -dimensional polyhedron \mathcal{P} . If σ is a multiindex of length n , we set $w_\sigma := w_{\sigma_n} \circ \dots \circ w_{\sigma_1}$. If σ is an infinite multiindex, we denote by $\sigma|_n$ its n -th truncation. Assume that $w_\sigma \mathcal{P} \cap w_{\sigma'} \mathcal{P}$ is a (facial) subpolyhedron of both $w_\sigma \mathcal{P}$ and $w_{\sigma'} \mathcal{P}$, $|\sigma| = |\sigma'|$. Finally we choose an infinite multiindex I . We construct a polyhedral CW-complex as follows. First set

$$K_n := w_{I|_n}^{-1} W^n \mathcal{P} = \bigcup_{|\sigma|=n} w_{I|_n}^{-1} w_\sigma \mathcal{P}.$$

Lemma 6.4. *K_n is a finite polyhedral complex satisfying the following properties:*

$$(6.1) \quad \forall j < p, \sigma \in \mathcal{E}_j(K_n), \exists \tau \in \mathcal{E}_p(K_n) : \sigma \subset \tau,$$

$$(6.2) \quad K_n \subset K_{n+1}.$$

Proof. Observe that $w_{I|n}^{-1}w_\sigma\mathcal{P} \cap w_{I|n}^{-1}w_{\sigma'}\mathcal{P} = w_{I|n}^{-1}(w_\sigma\mathcal{P} \cap w_{\sigma'}\mathcal{P})$, hence is a common facial subpolyhedron, namely K_n has a natural structure of polyhedral complex. Property (6.1) is obvious. Let us now prove (6.2).

$$K_{n+1} = w_{I|n}^{-1}w_{I_{n+1}}^{-1} \left(\bigcup_{j=1}^q w_j \right) W^n \mathcal{P} \supset w_{I|n}^{-1}W^n \mathcal{P} = K_n.$$

□

Corollary 6.5. $M = \bigcup_{n \in \mathbb{N}} K_n$ is a polyhedral complex satisfying property (6.1). $\{K_n\}$ is an exhaustion for M . M is called a prefractal complex.

Proof. Obvious. □

Proposition 6.6. A prefractal complex is a regular bounded CW-complex.

Proof. Regularity is obvious by construction.

Let us estimate V_j^+ . Any $\sigma \in \mathcal{E}_j$ is contained in some copy of the fundamental polyhedron \mathcal{P} , therefore any $\tau \in \mathcal{E}_{j+1}$ such that $\tau \supset \sigma$ will be contained in the same copy of \mathcal{P} or in some neighboring copy. As a consequence, we may estimate the number of such τ 's with the product of $|\mathcal{E}_{j+1}(\mathcal{P})|$ times the maximum number of disjoint copies of \mathcal{P} having a j -cell in common. Since such copies are contained in a ball of radius $\text{diam}(\mathcal{P})$, their number may be estimated e.g. by the ratio of the volume of the ball of radius $\text{diam}(\mathcal{P})$ and the volume of \mathcal{P} .

As for V_j^- , again any $\sigma \in \mathcal{E}_j$ is contained in some copy of the fundamental polyhedron \mathcal{P} , therefore any $\rho \in \mathcal{E}_{j-1}$ such that $\rho \subset \sigma$ will be contained in the same copy of \mathcal{P} . The number of such ρ 's is majorised by $|\mathcal{E}_{j-1}(\mathcal{P})|$. □

In order to show that M is a self-similar complex, we shall prove that K_n is a regular exhaustion satisfying Definition 4.2.

Lemma 6.7. Assume K is a p -dimensional polyhedral complex in \mathbb{R}^p satisfying property (6.1), and we have $\sigma_i \in \mathcal{E}_i(K)$, $i = j_0, \dots, j_1$, $j_1 < p$, with $\sigma_i \subset \dot{\sigma}_{i+1}$. Then there exist $\sigma'_i \in \mathcal{E}_i(K)$, $i = j_0, \dots, j_1 + 1$, s.t.

- (α) $\sigma'_i \subset \dot{\sigma}'_{i+1}$, $i = j_0, \dots, j_1$,
- (β) $\sigma_{i-1} \subset \dot{\sigma}'_i$, $i = j_0 + 1, \dots, j_1 + 1$,
- (γ) $\text{ph}(\sigma'_i \cup \sigma_{j_1}) = \sigma'_{j_1+1}$, $i = j_0, \dots, j_1$, where $\text{ph}(E)$ denotes the polyhedral hull, namely the minimal polyhedron in K (if it exists) containing $E \subset K$.

Proof. The proof will be done by descending induction on i , starting from $j_1 + 1$. Take any $\sigma'_{j_1+1} \supset \sigma_{j_1}$, which exists, because of (6.1). Assume the statement for $k + 1$. If $k > j_0$, as $\sigma_{k-1} \subset \dot{\sigma}_k$, $\sigma_k \subset \dot{\sigma}'_{k+1}$, there is (one and only one) $\sigma'_k \subset \dot{\sigma}'_{k+1}$, s.t. $\sigma_{k-1} \subset \dot{\sigma}'_k$, and $\sigma'_k \neq \sigma_k$, by regularity of the CW-complex. If $k = j_0$, simply take σ'_k as any k -dimensional face in the boundary of σ'_{k+1} , distinct from σ_k . Let us observe that, for $i = j_0$, property (β) is empty. This gives (α) and (β). Since σ'_{k+1} is strictly convex, and σ_k, σ'_k are two distinct k -dimensional faces, we have $\text{ph}(\sigma'_k \cup \sigma_k) = \sigma'_{k+1}$. Then $\text{ph}(\sigma_{j_1} \cup \sigma'_k) = \text{ph}(\sigma_{j_1} \cup \sigma_k \cup \sigma'_k) = \text{ph}(\sigma_{j_1} \cup \sigma'_{k+1}) = \sigma'_{j_1+1}$, which is property (γ). □

Theorem 6.8. Any prefractal complex M is a self-similar polyhedral complex.

Proof. We already proved regularity and boundedness. Let us now observe that

$$K_{n+1} = \bigcup_{j=1}^q w_{I|n+1}^{-1} w_j W^n \mathcal{P} = \bigcup_{\ell=1}^q \gamma_\ell^n K_n,$$

where $\gamma_\ell^n = w_{I|n+1}^{-1} w_\ell w_{I|n}$ are local isomorphisms. Moreover, by OSC,

$$\gamma_k^n K_n = w_{I|n+1}^{-1} w_k W^n \mathcal{P} \subset w_{I|n+1}^{-1} w_k \mathcal{P}.$$

Therefore, $\gamma_k^n K_n \cap \gamma_\ell^n K_n \subset w_{I|n+1}^{-1} (w_k \mathcal{P} \cap w_\ell \mathcal{P})$, which is contained in some affine hyperplane π ; hence $\gamma_k^n K_n \cap \gamma_\ell^n K_n$ has no p -dimensional polyhedra. Let σ_{j_0} be a j_0 -dimensional polyhedron in $\gamma_k^n K_n \cap \gamma_\ell^n K_n$, and σ_i , $i = j_0, \dots, j_1$, be a maximal family of polyhedra in $\gamma_k^n K_n \cap \pi$ s.t. $\sigma_i \subset \dot{\sigma}_{i+1}$, $i = j_0, \dots, j_1 - 1$. Now apply the lemma with $K = \gamma_k^n K_n$, and get $\sigma'_i \in \mathcal{E}_i(\gamma_k^n K_n)$, $i = j_0, \dots, j_1 + 1$, with $\text{ph}(\sigma'_i \cup \sigma_{j_1}) = \sigma'_{j_1+1}$. Then $\sigma'_{j_0} \not\subset \pi$, otherwise $\pi \supset \text{ph}(\sigma'_{j_0} \cup \sigma_{j_1}) = \sigma'_{j_1+1}$, against the maximality. Therefore $\sigma'_{j_0} \notin \mathcal{E}_{j_0}(\gamma_\ell^n K_n)$. Moreover, since $\sigma_{j_0}, \sigma'_{j_0} \subset \dot{\sigma}'_{j_0+1}$, we have $d_+(\sigma_{j_0}, \sigma'_{j_0}) = 1$, namely $\sigma_{j_0} \in \mathcal{F}(\mathcal{E}_{j_0}(\gamma_\ell^n K_n))$. Similarly, one proves $\sigma_{j_0} \in \mathcal{F}(\mathcal{E}_{j_0}(\gamma_k^n K_n))$. Therefore, $\gamma_k^n K_n \cap \gamma_\ell^n K_n = \mathcal{F}(\gamma_k^n K_n) \cap \mathcal{F}(\gamma_\ell^n K_n)$. \square

Remark 6.9. The construction above can be easily generalised to the case of translation limit fractals [14, 15, 16, 17, 18].

We now study some properties of polyhedral complexes, which are valid in particular for the prefractal complexes.

Definition 6.10. We say that $\Delta_{j\pm}$ is a *graph-like Laplacian* if there exists a suitable orientation of M such that the off-diagonal entries of the matrix associated with $\Delta_{j\pm}$, in the corresponding orthonormal basis, belong to $\{0, -1\}$.

Theorem 6.11. *Assume M is a p -dimensional polyhedral complex in \mathbb{R}^m , $m \geq p$. Then Δ_{j+} is graph-like if and only if $j = 0$.*

Proof. If $\sigma, \sigma' \in \mathcal{E}_0(M)$, then $(\sigma, \Delta_{0+}\sigma') = \sum_\alpha [\tau_\alpha^1, \sigma][\tau_\alpha^1, \sigma']$. By the Proposition 6.3, the sum consists of at most one non-vanishing summand, corresponding to some 1-cell τ . By the choice we made for the orientation on the 0-cells, the sum of $[\tau_\alpha^1, \sigma]$ and $[\tau_\alpha^1, \sigma']$ is 0, hence the product is -1 .

Let $j > 0$ and choose $\tau \in \mathcal{E}_{j+1}(M)$. Since $j + 1 \geq 2$, τ has at least three distinct faces $\sigma_1, \sigma_2, \sigma_3 \in \mathcal{E}_j(M)$. Setting $[\tau, \sigma_j] = \lambda_j = \pm 1$, we obtain, for $j \neq k$, $(\sigma_i, \Delta_{j+}\sigma_k) = \lambda_i \cdot \lambda_k$. Therefore the product

$$(\sigma_1, \Delta_{j+}\sigma_2) \cdot (\sigma_2, \Delta_{j+}\sigma_3) \cdot (\sigma_3, \Delta_{j+}\sigma_1) = 1$$

so that the three off diagonal matrix elements will never be all equal to -1 . \square

Lemma 6.12. *Assume $\Delta_{(j+1)-}$ is not diagonal. Then Δ_{j-} is not graph-like.*

Proof. By assumption, there exist $\tau_1, \tau_2 \in \mathcal{E}_{j+1}(M)$ such that $(\partial_{j+1}\tau_1, \partial_{j+1}\tau_2) = (\tau_1, \Delta_{(j+1)-}\tau_2) \neq 0$, namely there exist $\sigma_3 \subset \dot{\tau}_1 \cap \dot{\tau}_2$. If $\rho \subset \dot{\sigma}_3$, $\partial_j(\partial_{j+1}\tau_i) = 0$ implies the existence of $\sigma_i \subset \dot{\tau}_i$ for which $\rho \in \dot{\sigma}_i$. Setting $\lambda_i = [\sigma_i, \rho]$, $i = 1, 2, 3$, $(\sigma_i, \Delta_{j-}\sigma_k) = \lambda_i \lambda_k$, the proof goes on as in Theorem 6.11. \square

In order to prove a general result on the possibility of Δ_{j-} to be graph-like, we shall exclude some trivial cases.

Definition 6.13. We say that an operator A acting on $\ell^2(\mathcal{E}_j(M))$ is irreducible if the only self-adjoint idempotent multiplication operators commuting with A are 0 and I . We say that a (connected) polyhedral complex is q -irreducible if q is the maximum number such that Δ_{j+} is irreducible for any $j < q$, and Δ_{j-} is irreducible for any $j \leq q$.

Theorem 6.14. *Let M be a q -irreducible p -dimensional polyhedral complex in \mathbb{R}^p , $j \leq q$. Then Δ_{j-} graph-like implies $j = q$. If $q = p$ the above implication is indeed an equivalence.*

Proof. If $j < q$, Δ_{j-} is not graph-like by Lemma 6.12. If $q = p$ we may choose the orientation for p -cells according to a given orientation of \mathbb{R}^p . Then, if $\tau, \tau' \in \mathcal{E}_p(M)$ have a face in common, i.e. $(\tau, \Delta_{p-}\tau') \neq 0$, such face receives opposite orientations from the embeddings in $\dot{\tau}$, resp. $\dot{\tau}'$, i.e. $(\tau, \Delta_{p-}\tau') = (\partial_p\tau, \partial_p\tau') = -1$. \square

Definition 6.15. If M is a p -irreducible polyhedral complex in \mathbb{R}^p , by the previous Theorem, a graph G is associated to $\overline{\Delta}_{p-}$, and is constructed as follows. The set of vertices of G is $\mathcal{E}_p(M)$, while $\sigma, \sigma' \in \mathcal{E}_p(M)$ are adjacent iff there is $\rho \in \mathcal{E}_{p-1}(M)$ such that $\rho \subset \sigma, \sigma'$. We call G the dual graph of M .

7. COMPUTATION OF THE NOVIKOV-SHUBIN NUMBERS FOR FRACTAL GRAPHS

Let us observe that a 1-dimensional regular CW-complex is the same as a simple graph, and boundedness means bounded degree. Recall that a simple graph $G = (VG, EG)$ is a collection VG of objects, called *vertices*, and a collection EG of unordered pairs of distinct vertices, called *edges*. We call a self-similar 1-dimensional CW-complex simply a self-similar graph.

The results in this section will allow us to calculate $\alpha_0 = \alpha_1$ of some self-similar graphs, and also α_p of a p -irreducible prefractal complex in \mathbb{R}^p , in the sense of definition 6.13.

In the rest of this section, G is a countably infinite graph with bounded degree. We denote by Δ the Laplacian on 0-cells (points), hence $\Delta = C - A$, where C is a diagonal operator, with $C(x, x) = c(x)$ the number of edges starting from the point x , and A is the adjacency matrix. Let P be the transition operator, i.e. $p(x, y)$ is the transition probability from x to y of the simple random walk on G . Let \mathcal{A}_0 be a C^* -algebra of operators, acting on $\ell^2(G) = \ell^2(\mathcal{E}_0(G))$, which contains Δ , and possesses a finite trace τ_0 .

We can also consider the Hilbert space $\ell^2(G, c)$ with scalar product $(v, w)_c = \sum_{x \in G} c(x) \overline{v_x} w_x$. On this space the transition operator P is selfadjoint, and the Laplace operator is defined as $\Delta_c = I - P$. Since G has bounded degree, C is bounded from above by a multiple of the identity, and, since G is connected, it is bounded from below by the identity. Also, the two spaces $\ell^2(G)$ and $\ell^2(G, c)$ coincide as topological vector spaces, with the obvious identification. With this identification we have $(u, \Delta v) = (u, \Delta_c v)_c$. We may also identify operators on the two spaces, hence the C^* -algebras \mathcal{A}_0 , resp. $\mathcal{A}_{0,c}$, acting on $\ell^2(G)$, resp. $\ell^2(G, c)$, can be identified as topological algebras. We use this identification to carry the trace τ_0 onto $\mathcal{A}_{0,c}$.

Theorem 7.1. *Let μ be the maximal degree of G . Then*

$$\tau_0 \left(\frac{1}{1 + \mu t \Delta_c} \right) \leq \tau_0 \left(\frac{1}{1 + t \Delta} \right) \leq \tau_0 \left(\frac{1}{1 + t \Delta_c} \right) \quad t \geq 0.$$

Proof. Let us consider the positive self-adjoint operator $Q = C^{-1/2}\Delta C^{-1/2}$ on $\ell^2(G)$. Since C and Δ belong to \mathcal{A}_0 , $Q \in \mathcal{A}_0$ too. Since $A = CP$, we have $Q = C^{1/2}(I-P)C^{-1/2}$. Clearly $Q \leq Q^{1/2}CQ^{1/2} \leq \mu Q$, hence, by operator monotonicity,

$$\tau_0\left(\frac{1}{1+\mu tQ}\right) \leq \tau_0\left(\frac{1}{1+tQ^{1/2}CQ^{1/2}}\right) \leq \tau_0\left(\frac{1}{1+tQ}\right) \quad t \geq 0.$$

Now observe that, for sufficiently small t ,

$$\begin{aligned} \tau_0\left(\frac{1}{1+tQ}\right) &= \sum_{n=0}^{\infty} (-t)^n \tau_0(Q^n) \\ &= \sum_{n=0}^{\infty} (-t)^n \tau_0(\Delta_c^n) = \tau_0\left(\frac{1}{1+t\Delta_c}\right). \end{aligned}$$

Since both the left and the right hand side are analytic functions for $t \geq 0$, they coincide for any $t \geq 0$. Analogously,

$$\begin{aligned} \tau_0\left(\frac{1}{1+tQ^{1/2}CQ^{1/2}}\right) &= \sum_{n=0}^{\infty} (-t)^n \tau_0((Q^{1/2}CQ^{1/2})^n) \\ &= \sum_{n=0}^{\infty} (-t)^n \tau_0(\Delta^n) = \tau_0\left(\frac{1}{1+t\Delta}\right). \end{aligned}$$

The result follows. \square

In order to prove the main result of this section, we need a Tauberian theorem. It is a quite simple modification of a theorem of de Haan and Stadtmüller, cf. [5] thm. 2.10.2, and, on the same book, also thm. 1.7.6, by Karamata, showing that the bound $\alpha < 1$ below is a natural one.

Definition 7.2.

(i) Let us denote by $OR(1)$ the space of positive, non increasing functions f on $[0, \infty)$ such that $\exists T > 0, c > 0, \alpha \in (0, 1)$ such that

$$(7.1) \quad \frac{f(\lambda t)}{f(t)} \leq c\lambda^{-\alpha}, \quad \forall \lambda > 0, t \geq T.$$

(ii) If f, g are functions on $[a, +\infty)$ we write $f \asymp g, t \rightarrow \infty$ if $\exists T \geq a, k > 1$ such that

$$(7.2) \quad k^{-1}g(t) \leq f(t) \leq kg(t), \quad t \geq T.$$

Remark 7.3. If the functions are bounded and defined on $[0, \infty)$, we may equivalently assume $T = 0$ both in eq. (7.1) and (7.2), possibly changing the constants c and k .

Let us now denote by \hat{f} the Laplace transform of f ,

$$\hat{f}(t) = t \int_0^{\infty} e^{-ts} f(s) ds.$$

Lemma 7.4. *Let f be a positive bounded function. Then $f \in OR(1)$ iff $\hat{f}(1/\cdot) \in OR(1)$. In this case*

$$f \asymp \hat{f}(1/\cdot), \quad t \rightarrow \infty.$$

Proof. Let us notice that since f is bounded also \hat{f} is bounded, hence, according to Remark 7.3, the properties above should hold for all $t \geq 0$. Now observe that

$$\hat{f}(s) = \int_0^\infty e^{-y} f(y/s) dy,$$

hence

$$(7.3) \quad \hat{f}(1/s) = \int_0^\infty e^{-y} f(sy) dy \geq f(xs) \int_0^x e^{-y} dy,$$

giving

$$(7.4) \quad f(t) \leq \frac{e^x}{e^x - 1} \hat{f}(x/t), \forall x, t.$$

Now assume $f \in OR(1)$.

By (7.3) we get $\frac{\hat{f}(1/t)}{f(t)} = \int_0^\infty e^{-\lambda} \frac{f(\lambda t)}{f(t)} d\lambda$. Therefore, splitting the domain of integration and using property $OR(1)$, we get

$$\frac{\hat{f}(1/t)}{f(t)} \leq c \int_0^1 \lambda^{-\alpha} e^{-\lambda} d\lambda + \int_1^\infty e^{-\lambda} d\lambda \leq c\Gamma(1 - \alpha) + 1.$$

This, together with (7.4) for $x = 1$, implies $f \asymp \hat{f}(1/\cdot)$, $t \rightarrow \infty$. Moreover,

$$\frac{\hat{f}(1/(\lambda t))}{\hat{f}(1/t)} \leq c' \frac{f(\lambda t)}{f(1/t)} \leq c'' \frac{f(\lambda t)}{f(t)} \leq c''' \lambda^{-\alpha},$$

showing that $\hat{f}(1/\cdot) \in OR(1)$.

Now assume $\hat{f}(1/\cdot) \in OR(1)$. Then, by (7.4) with $x = 1$,

$$\begin{aligned} \hat{f}(s) &= \int_0^a e^{-y} f(y/s) dy + \int_a^\infty e^{-y} f(y/s) dy \\ &\leq \frac{e}{e-1} \int_0^a e^{-y} \hat{f}(s/y) dy + f(a/s) \int_a^\infty e^{-y} dy \\ &\leq c \frac{e}{e-1} \hat{f}(s) \int_0^a y^{-\alpha} e^{-y} dy + f(a/s). \end{aligned}$$

Choosing a sufficiently small, we get $c \frac{e}{e-1} \int_0^a y^{-\alpha} e^{-y} dy \leq 1/2$, hence $\hat{f}(s) \leq 2f(a/s)$. Now, using (7.4) with $x = a$, we get

$$\frac{f(\lambda t)}{f(t)} \leq \frac{2e^a}{e^a - 1} \frac{\hat{f}\left(\frac{a}{\lambda t}\right)}{\hat{f}\left(\frac{a}{t}\right)} \leq \frac{2c'e^a}{e^a - 1} \lambda^{-\alpha},$$

namely $f \in OR(1)$. The proof is complete. \square

Corollary 7.5. *Let (\mathcal{A}, τ) be a C^* -algebra with a finite trace, A be a positive element of \mathcal{A} . Then $\tau(e^{-tA}) \in OR(1)$ iff $\tau((1 + tA)^{-1}) \in OR(1)$. In this case $\tau(e^{-tA}) \asymp \tau((1 + tA)^{-1})$, $t \rightarrow \infty$.*

Proof. Let us consider, in the von Neumann algebra of the GNS representation of τ , the function $N(t) = \tau(e_{[0,t)}(A))$. Then $f(t) := \tau(e^{-tA}) = \int_0^\infty e^{-ts} dN(s)$, hence its Laplace transform is

$$\hat{f}(x) = x \int_0^\infty dN(s) \int_0^\infty dt e^{-t(s+x)} = \int_0^\infty \frac{x}{s+x} dN(s) = \tau\left(\frac{1}{1+x^{-1}A}\right).$$

The result now follows from the Lemma above. \square

Now we come back to the Laplacians on G .

Corollary 7.6. *Let G be a countably infinite connected graph with bounded degree. Let Δ , resp. Δ_c , be the homological, resp. probabilistic Laplacian. Let \mathcal{A}_0 be a C^* -algebra of operators, acting on $\ell^2(G) = \ell^2(\mathcal{E}_0(G))$, which contains Δ (hence Δ_c), and possesses a finite trace τ_0 . Consider the functions $\vartheta(t) = \tau_0(e^{-t\Delta})$, $\vartheta_c(t) = \tau_0(e^{-t\Delta_c})$. Then $\vartheta \in OR(1)$ iff $\vartheta_c \in OR(1)$. In this case $\vartheta \asymp \vartheta_c$ for $t \rightarrow \infty$.*

Proof. Assume $\vartheta \in OR(1)$. Then, by Corollary 7.5, $\vartheta(t) \asymp \tau_0((1+t\Delta)^{-1})$, $t \rightarrow \infty$ and $\tau_0((1+t\Delta)^{-1}) \in OR(1)$. Therefore, recalling Theorem 7.1, and denoting by μ the maximum degree of G , we get

$$1 \leq \frac{\tau_0((1+t\Delta_c)^{-1})}{\tau_0((1+t\Delta)^{-1})} \leq \frac{\tau_0((1+\mu^{-1}t\Delta)^{-1})}{\tau_0((1+t\Delta)^{-1})} \leq c\mu^\alpha,$$

namely $\tau_0((1+t\Delta_c)^{-1}) \asymp \tau_0((1+t\Delta)^{-1})$. Therefore $\tau_0((1+t\Delta_c)^{-1}) \in OR(1)$. Applying Corollary 7.5 again we get $\vartheta_c \in OR(1)$ and $\vartheta \asymp \vartheta_c$. The converse implication is proved analogously. \square

Now we relate the large n asymptotics of the probability of returning to a point in n steps with the large time heat kernel asymptotics. Since for bipartite graphs the probability is zero for odd n , the estimates are generally given in terms of the sum of the n -step plus the $(n+1)$ -step return probability. In order to match the above treatment we shall use a suitable mean for the return probability, namely the trace of the n -th power of the transition operator P .

First we need the auxiliary function described in the following

Lemma 7.7. *Let us denote by φ_γ , $\gamma > 0$, the function*

$$\varphi_\gamma(x) := e^x x^{-\gamma} \int_0^x e^{-t} d(t^\gamma), \quad x \geq 0.$$

Then φ_γ extends to the entire function

$$(7.5) \quad \sum_{n=0}^{\infty} \frac{x^n}{n!} \binom{n+\gamma}{n}^{-1}, \quad x \in \mathbb{C}.$$

Proof. Let us observe that the power series in (7.5) is an entire function φ satisfying

$$\begin{cases} \varphi' = (1 - \frac{x}{x})\varphi + \frac{x}{x} \\ \varphi(0) = 1. \end{cases}$$

It is easy to see that φ_γ is the unique solution of the differential equation in $(0, +\infty)$ which tends to 1 when $x \rightarrow 0^+$. \square

Theorem 7.8. *Let G be a countably infinite connected graph with bounded degree. Let \mathcal{A}_0 be a C^* -algebra of operators, acting on $\ell^2(G) = \ell^2(\mathcal{E}_0(G))$, which contains the homological Laplacian Δ and possesses a finite trace τ_0 . If $\tau_0(P^n + P^{n+1}) \asymp n^{-\gamma}$, then $\vartheta_c(t) \asymp t^{-\gamma}$, $t \rightarrow \infty$.*

Proof. Let us observe that

$$e^{-x} x^\gamma \varphi_\gamma(x) \rightarrow \gamma \Gamma(\gamma), \quad x \rightarrow +\infty,$$

and that

$$\binom{n+\gamma}{n} n^{-\gamma} \rightarrow 1, \quad n \rightarrow +\infty.$$

On the one hand, we have

$$\begin{aligned} \vartheta_c(t) &= e^{-t} \tau_0(e^{tP}) = e^{-t} \sum_{n=0}^{\infty} \frac{t^n}{n!} \tau_0(P^n) \leq K e^{-t} \sum_{n=0}^{\infty} \frac{t^n}{n!} n^{-\gamma} \\ &\leq K' e^{-t} \sum_{n=0}^{\infty} \frac{t^n}{n!} \binom{n+\gamma}{n}^{-1} = K' e^{-t} \varphi_\gamma(t) \leq K'' t^{-\gamma}. \end{aligned}$$

On the other hand, setting $\psi(t) = \sum_{n=0}^{\infty} \frac{t^n}{n!} \tau_0(P^n)$, we get $\vartheta_c(t) = e^{-t} \psi(t)$, and $2\vartheta_c(t) + \vartheta'_c(t) = e^{-t}(\psi(t) + \psi'(t))$. Let us note that

$$\psi'(t) = \sum_{n=1}^{\infty} \frac{t^{n-1}}{(n-1)!} \tau_0(P^n) = \sum_{n=0}^{\infty} \frac{t^n}{n!} \tau_0(P^{n+1}),$$

therefore

$$\psi(t) + \psi'(t) = \sum_{n=0}^{\infty} \frac{t^n}{n!} \tau_0(P^n + P^{n+1}) \geq c \sum_{n=0}^{\infty} \frac{t^n}{n!} n^{-\gamma} \geq c' e^t t^{-\gamma}.$$

Finally, since ϑ'_c is negative,

$$2\vartheta_c \geq 2\vartheta_c(t) + \vartheta'_c(t) = e^{-t}(\psi(t) + \psi'(t)) \geq c' t^{-\gamma}.$$

The thesis follows. \square

Corollary 7.9. *Let G be a countably infinite connected graph with bounded degree. Let \mathcal{A}_0 be a C^* -algebra of operators, acting on $\ell^2(G) = \ell^2(\mathcal{E}_0(G))$, which contains Δ , and possesses a finite trace τ_0 . Assume $\tau_0(P^n + P^{n+1}) \asymp n^{-\gamma}$, for $\gamma > 0$.*

- (i) *If $\gamma \in (0, 1)$, then the Novikov-Shubin number $\alpha(G) = 2\gamma$.*
- (ii) *If $\gamma > 0$ and G has constant degree, then $\alpha(G) = 2\gamma$.*

Proof. (i) it follows from Corollary 7.6 and Theorem 7.8.

(ii) it follows from Theorem 7.8 and the observation that if the degree is constantly equal to μ , then $\tau_0(e^{-t\Delta}) = \tau_0(e^{-\mu t \Delta_\epsilon})$. \square

Corollary 7.10. *Let G be a countably infinite connected graph with bounded degree. Let \mathcal{A}_0 be a C^* -algebra of operators, acting on $\ell^2(G) = \ell^2(\mathcal{E}_0(G))$, which contains Δ , and possesses a finite trace τ_0 . Denote by $p_n(x, y)$ the (x, y) -element of the matrix P^n , which is the probability that a simple random walk started at x reaches y in n steps. Assume that there are $\gamma \in (0, 1)$, $c_1, c_2 > 0$ such that, for all $x \in G$, $n \in \mathbb{N}$,*

$$(7.6) \quad \begin{aligned} p_n(x, x) &\leq c_2 n^{-\gamma} \\ p_n(x, x) + p_{n+1}(x, x) &\geq c_1 n^{-\gamma}. \end{aligned}$$

Then the Novikov-Shubin number $\alpha(G) = 2\gamma$.

Proof. It is just a restatement of the previous Corollary. \square

As Novikov-Shubin numbers of covering manifolds are large scale invariants, one expects that graphs which are asymptotically close should have the same Novikov-Shubin number. We show that this happens in case of roughly isometric graphs.

Definition 7.11. Let G_1, G_2 be infinite graphs with bounded degree. A map $\varphi : G_1 \rightarrow G_2$ is called a *rough isometry* if there are $a, b, M > 0$ s.t.

- (i) $a^{-1}d_1(x, y) - b \leq d_2(\varphi(x), \varphi(y)) \leq ad_1(x, y) + b$, for $x, y \in G_1$,
- (ii) $d_2(\varphi(G_1), y) \leq M$, for $y \in G_2$.

Then G_1 and G_2 are said to be rough isometric.

Observe that being rough isometric is an equivalence relation.

Theorem 7.12. *Let G_1, G_2 be rough isometric, infinite graphs with bounded degree. For $j = 1, 2$, let \mathcal{A}_j be a C^* -algebra of operators, acting on $\ell^2(G_j) = \ell^2(\mathcal{E}_0(G_j))$, which contains the Laplace operator Δ_j of the graph G_j , and possesses a finite trace τ_j . Assume G_1 satisfies (7.6), then G_2 does as well. As a consequence, $\alpha_0(G_1) = \alpha_0(G_2)$.*

Proof. It is a consequence of [11] Theorem 3.1, [4] Lemma 1.1, and [20] Theorem 5.11. \square

8. EXAMPLES

In this section, we compute the Novikov-Shubin numbers of some explicit examples.

Our first class of examples is that of nested fractal graphs, for more details on the construction see Section 6 and [20].

Assume we are given a nested fractal K in \mathbb{R}^p determined by similarities w_1, \dots, w_q , with the same similarity parameter, and let S be the Hausdorff dimension of K in the resistance metric [22]. Let M be the nested fractal graph based on K .

Theorem 8.1. *Let K, S , and M be as above. Then (7.6) hold for M , with $\gamma = \frac{S}{S+1} \in (0, 1)$. Therefore, $\alpha_0(M) = 2\gamma$.*

Proof. The thesis follows from Corollary 4.13 in [20], and Corollary 7.10 above. \square

Example 8.2. Using the previous Theorem we can compute α_0 for some self-similar graphs coming from fractal sets as in Section 6. Moreover, since $\beta_0 = 0$ by the estimate in Theorem 7.8, we get, by Corollary 5.8, $\beta_1 = -\chi$, the latter being explicitly computed in Example 5.9.

For the Gasket graph in figure 1 we obtain $\alpha_0 = \frac{2 \log 3}{\log 5}$, see [3], $\beta_0 = 0$, and $\beta_1 = \frac{1}{2}$.

For the Vicsek graph in figure 3 we obtain $\alpha_0 = \frac{2 \log 5}{\log 15}$, see [21], $\beta_0 = 0$, and $\beta_1 = \frac{1}{4}$.

For the Lindstrom graph in figure 2 we obtain $\alpha_0 = \frac{2 \log 7}{\log 12.89027}$ computed numerically, see [23], $\beta_0 = 0$, and $\beta_1 = \frac{1}{3}$.

Our second class of examples is given by the following

Proposition 8.3. *Let M be a p -irreducible prefractal complex in \mathbb{R}^p , let G be the dual graph of M , as in Definition 6.15, and assume that (7.6) hold on G . Then the Novikov-Shubin number $\alpha_p(M, \partial M) = 2\gamma$.*

Proof. It is a consequence of Corollary 7.10. \square

Example 8.4. Let us consider the 2-dimensional complex M in figure 5. We want to compute its second relative Novikov-Shubin number $\alpha_2(M, \partial M)$. If we extend the definition of selfsimilar CW-complex as explained in Remark 4.3, it is easy

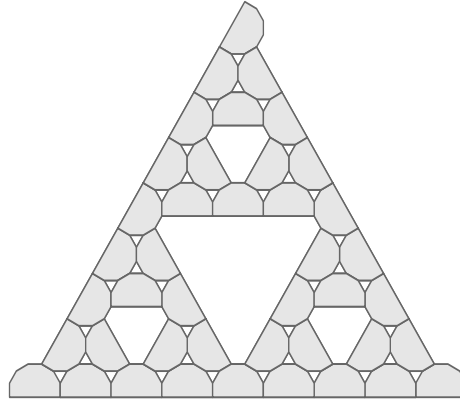


FIGURE 5. Dodecagon 2-complex

to see that the complex in figure 5 is self-similar and its dual graph, defined in Definition 6.15, coincides with the Gasket graph considered in figure 1. Therefore, by Proposition 8.3, $\alpha_2(M, \partial M) = \frac{2 \log 3}{\log 5}$.

Example 8.5. The Carpet 2-complex M in figure 4 is an example of a 2-dimensional self-similar CW-complex. Barlow [3] associates to M the graph G_1 in figure 6, which, by [3] Theorem 3.4, satisfies the estimates in Corollary 7.10, with $\gamma = \frac{\log 8}{\log(8\rho)}$, where $\rho \in [\frac{7}{6}, \frac{3}{2}]$, while computer calculations suggest that $\rho \cong 1.251$.

The dual graph of M , as in Definition 6.15, is the graph G_2 in figure 7, also associated to M by Barlow and Bass in [2]. It is easy to see that the graphs G_1 and G_2 are roughly-isometric. Therefore, by Theorem 7.12, $\alpha_2(M, \partial M) = \alpha(\overline{\Delta}_{2-}) = 2\gamma$ (so that $\alpha_2(M, \partial M) \in [1.67, 1.87]$).




FIGURE 6. Carpet Graph (following Barlow)

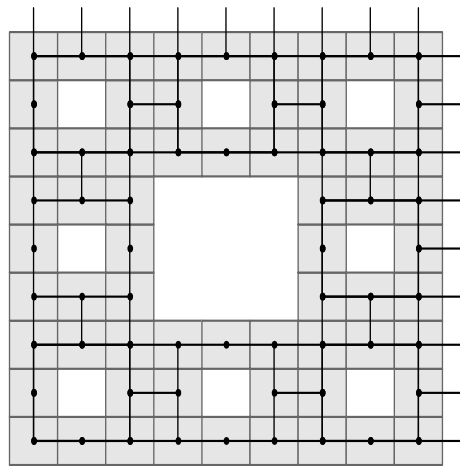


FIGURE 7. Dual Carpet Graph

REFERENCES

- [1] M. F. Atiyah. *Elliptic operators, discrete groups and von Neumann algebras*. Soc. Math. de France, Astérisque **32–33** (1976), 43–72.
- [2] M. T. Barlow, R. F. Bass. *Random walks on graphical Sierpinski carpets*, in: “Random walks and discrete potential theory” (Cortona, 1997), Sympos. Math., XXXIX, Cambridge Univ. Press, Cambridge, 1999, pp. 26–55.
- [3] M. T. Barlow. *Heat kernels and sets with fractal structure*, in: “Heat kernels and analysis on manifolds, graphs, and metric spaces” (Paris, 2002), Contemp. Math., 338, Amer. Math. Soc., Providence, RI, 2003, pp. 11–40.
- [4] M. T. Barlow. *Which values of the volume growth and escape time exponents are possible for a graph?* Rev. Math. Iberoamericana **20** (2004), 1–31.
- [5] N. H. Bingham, C. M. Goldie, J. L. Teugels. *Regular variation*. Cambridge University Press, Cambridge, 1987.
- [6] F. Cipriani, F. Fidaleo, D. Guido, T. Isola. In preparation.
- [7] J. Dodziuk. *De Rham-Hodge theory for L^2 -cohomology of infinite coverings*. Topology, **16** (1977), 157–165.
- [8] J. Dodziuk, V. Mathai. *Approximating L^2 invariants of amenable covering spaces: a combinatorial approach*. J. Funct. Anal. **154** (1998), 359–378.
- [9] G. Elek. *Combinatorial heat kernels and index theorems*. J. Funct. Anal. **129** (1995), 64–79.
- [10] G. Elek. *Aperiodic order, integrated density of states and the continuous algebras of John von Neumann*, preprint 2006, arXiv:math-ph/0606061.
- [11] A. Grigor’yan, A. Telcs. *Harnack inequalities and sub-Gaussian estimates for random walks*. Math. Ann. **324** (2002), 521–556.
- [12] M. Gromov, M. Shubin. *Von Neumann spectra near zero*. Geometric and Functional Analysis, **1** (1991), 375–404.
- [13] D. Guido, T. Isola. *Noncommutative Riemann integration and singular traces for C^* -algebras*. Journ. Funct. Analysis, **176** (2000), 115–152.
- [14] D. Guido, T. Isola. *Fractals in Noncommutative Geometry*, in the Proceedings of the Conference “Mathematical Physics in Mathematics and Physics”, Siena 2000, Edited by R. Longo, Fields Institute Communications, Vol. 30 American Mathematical Society, Providence, RI, 2001.
- [15] D. Guido, T. Isola. *Dimensions and singular traces for spectral triples, with applications to fractals*. Journ. Funct. Analysis **203** (2003), 362–400.
- [16] D. Guido, T. Isola. *Dimensions and spectral triples for fractals in \mathbb{R}^N* , in “Advances in Operator Algebras and Mathematical Physics”, Proceedings of the Conference held in Sinaia,

- Romania, June 2003, F. Boca, O. Bratteli, R. Longo, H. Siedentop Eds., Theta Series in Advanced Mathematics, Bucharest 2005.
- [17] D. Guido, T. Isola. *Tangential dimensions I. Metric spaces*. Houston J. Math. **31** (2005), 1023–1045.
 - [18] D. Guido, T. Isola. *Tangential dimensions II. Measures*. Houston J. Math. **32** (2006), 423–444.
 - [19] D. Guido, T. Isola, M. L. Lapidus. *A trace on fractal graphs and the Ihara zeta function*, work in progress.
 - [20] B. M. Hambly, T. Kumagai. *Heat kernel estimates for symmetric random walks on a class of fractal graphs and stability under rough isometries*, in Proc. Sympos. Pure Math., 72, Part 2, Amer. Math. Soc., Providence, RI, 2004, pp. 233–259.
 - [21] J. Kigami, M. L. Lapidus. *Self-similarity of volume measures for Laplacians on p.c.f. self-similar fractals*. Comm. Math. Phys. **217** (2001), 165–180.
 - [22] J. Kigami. *Effective resistances for harmonic structures on p.c.f. self-similar sets*. Math. Proc. Cambridge Philos. Soc. **115** (1994), 291–303.
 - [23] T. Kumagai. *Estimates of transition densities for Brownian motion on nested fractals*. Probab. Theory Related Fields **96** (1993), 205–224.
 - [24] D. Lenz, P. Stollmann. *Aperiodic order and quasicrystals: spectral properties*. Ann. Henri Poincaré **4** (2003), suppl. 2, 933–942.
 - [25] J. Lott, W. Lück. L^2 -topological invariants of 3-manifolds. Invent. Math. **120** (1995), 15–60.
 - [26] A. T. Lundell, S. Weingram. *The topology of CW-complexes*. Van Nostrand Reinhold Co., New York, 1969.
 - [27] S. P. Novikov, M. A. Shubin. *Morse theory and von Neumann II_1 factors*. Doklady Akad. Nauk SSSR, **289** (1986), 289–292.
 - [28] J. R. Munkres. *Elements of algebraic topology*. Addison-Wesley Publ. Co., Menlo Park, 1984.
 - [29] J. Roe. *An index theorem on open manifolds. I, II*. J. Diff. Geom., **27** (1988), 87–113 and 115–136.
 - [30] J. Roe. *On the quasi-isometry invariance of L^2 Betti numbers*. Duke Math. J., **59** (1989), 765–783.

(F.C.) DIPARTIMENTO DI MATEMATICA, POLITECNICO DI MILANO, PIAZZA LEONARDO DA VINCI 32, 20133 MILANO, ITALY., (D.G., T.I.) DIPARTIMENTO DI MATEMATICA, UNIVERSITÀ DI ROMA “TOR VERGATA”, I-00133 ROMA, ITALY.

E-mail address: `fabcip@mate.polimi.it`, `guido@mat.uniroma2.it`, `isola@mat.uniroma2.it`