

A Riemann-Farey Computation

Scott B. Guthery

sbg@acw.com

August 9, 2018

The Riemann hypothesis is true if and only if

$$R(m) = \sum_{i=2}^n \left(F_m(i) - \frac{i}{n} \right)^2 = O(m^{-1+\epsilon}) \quad (1)$$

where $F_m(i)$ is the i^{th} element in the Farey sequence of order m and

$$n = \sum_{k=2}^m \phi(k).$$

Figure 1 is a plot of the terms in the sum (1) for $m = 50$.

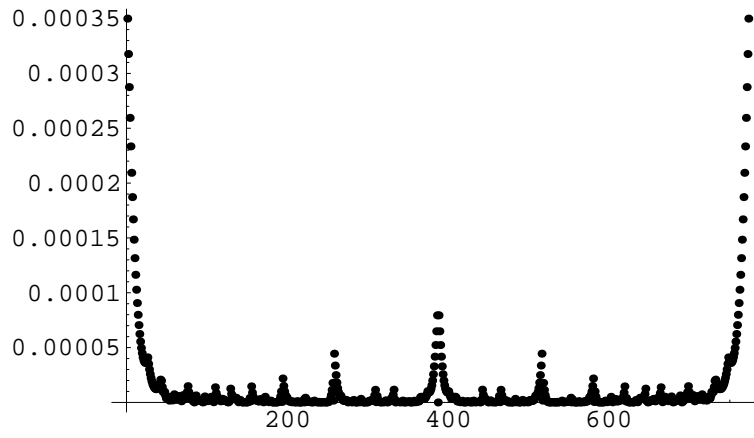


Figure 1: Riemann-Farey Terms for $m = 50$

Let $P_m(k)$ be sum of the $\phi(k)$ terms in (1) with Farey denominator k so that

$$R(m) = \sum_{k=2}^m P_m(k) \tag{2}$$

Figure 2 is a plot of the terms in the sum (2) for $m = 1000$.

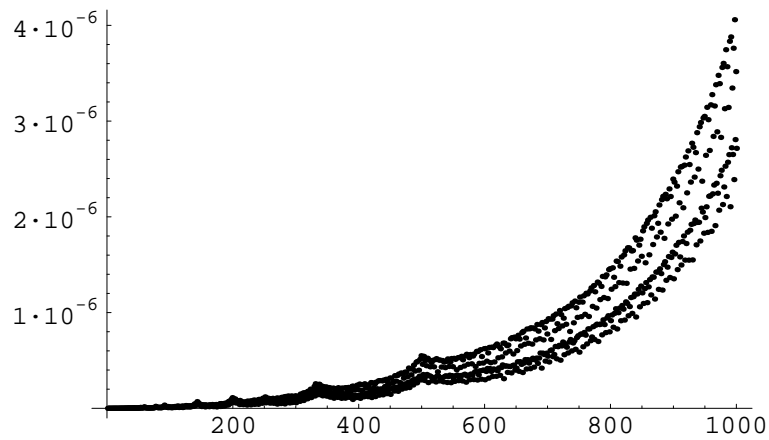


Figure 2: $P_m(k)$ for $m = 1000$

The excursions from monotonicity (the “bumps”) in Figure 2 appear at abscissa values near m/j for $2 < j < m$.

Figure 3 is the concave hull (the “top”) of Figure 2. It is $P_m(k)$ for k a prime.

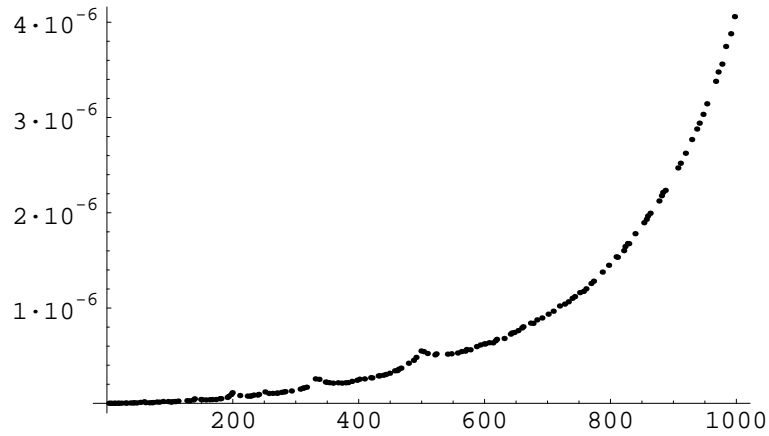


Figure 3: $P_m(k)$ for $m = 1000$ and prime k

We seek a closed form function of k , $\tilde{r}_m(k)$, that is a tight upper bound on the points of Figure 3 so that

$$R(m) \leq \int_2^m \tilde{r}_m(x) dx \stackrel{\text{def}}{=} \tilde{R}(m). \quad (3)$$

In general, for a fixed prime m we compute $\tilde{r}_m(x)$ as

$$\tilde{r}_m(k) = e^{a_m + b_m k}. \quad (4)$$

using values of $P_m(k)$.

Having done this for a collection of such m , we compute closed forms for a_m and b_m as functions of m , $a(m)$ and $b(m)$ respectively, as

$$a(m) = sm^t \quad (5)$$

and

$$b(m) = um^v \quad (6)$$

and study the asymptotic behavior of $R(m)$ by considering

$$\lim_{m \rightarrow \infty} R(m) \leq \lim_{m \rightarrow \infty} \tilde{R}(m) = \lim_{m \rightarrow \infty} \int_2^m e^{a(m) + b(m)m} \quad (7)$$

In particular, for a fixed prime m we compute a_m and b_m using the values of $P_m(k)$ at $k = m$ and at the prime k closest to $m/2$; i.e. at the right-most bump. We then use the values of a_m and b_m obtained using values of m in sets of the form

$$M(p, q) = \{i^{th} \text{ prime} \mid p \leq i \leq q\} \quad (8)$$

to compute values for s , t , u , and v and hence $a(m)$ and $b(m)$.

Table 1 lists some $a(m)$ and $b(m)$ using this procedure.

m	s	t	u	v
$M(101, 200)$	-7.58	0.112	5.28	-1.037
$M(201, 300)$	-7.66	0.111	4.57	-1.016
$M(301, 400)$	-7.67	0.111	3.86	-0.994
$M(401, 500)$	-6.79	0.125	2.15	-0.923
$M(501, 600)$	-8.78	0.094	5.81	-1.045
$M(601, 700)$	-8.41	0.099	4.44	-1.012
$M(701, 800)$	-8.12	0.103	3.70	-0.991
$M(101, 800)$	-7.87	0.107	4.73	-1.02

Table 1: Estimates of $a(m)$ and $b(m)$

Figure 4 is a plot of $a(m)$ for $M(101, 800)$ and Figure 5 is a plot of the residuals.

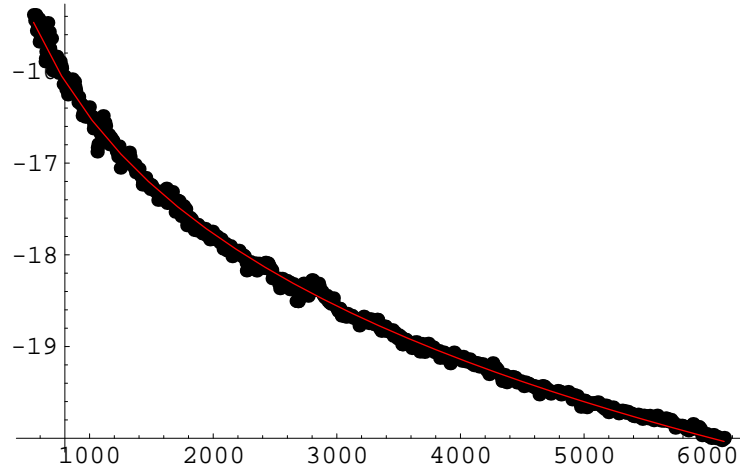


Figure 4: $a(m)$ for $M(101, 800)$



Figure 5: Residuals of $a(m)$ for $M(101, 800)$

Figure 6 is a plot of $b(m)$ for $M(101, 800)$ and Figure 7 is a plot of the residuals.

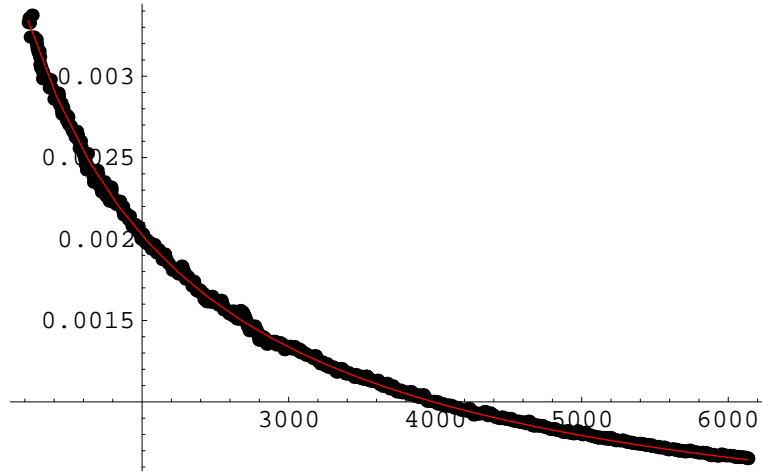


Figure 6: $b(m)$ for $M(101, 800)$




Figure 7: Residuals of $b(m)$ for $M(101, 800)$

Taking $a(m)$ and $b(m)$ for $M(101, 800)$, Figure 8 is a plot of

$$\tilde{r}_m(x) = e^{a(m)+b(m)x} \tag{9}$$

and $P_m(k)$ for $m = 1000$.

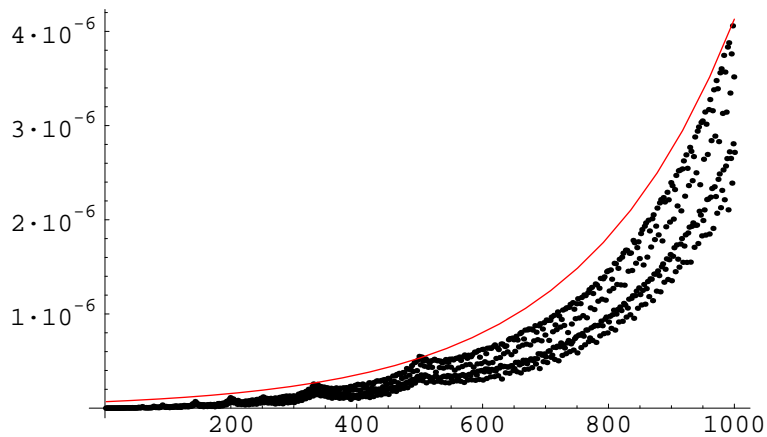


Figure 8: $\tilde{r}_m(x)$ and $P_m(k)$ for $m = 1000$

Taking $a(m)$ and $b(m)$ for $M(101, 800)$ we have the following closed expression for $\tilde{R}(m)$:

$$\begin{aligned} \tilde{R}(m) &= \int_2^m \tilde{r}_m(x) dx = \int_2^m e^{a(m)+b(m)x} dx = \\ &= -0.21e^{-7.87m^{0.11}}(e^{\alpha m^{1-\beta}} - e^{2\alpha m^{-\beta}})m^\beta \end{aligned} \quad (10)$$

where $\alpha = 4.73$ and $\beta = 1.02$.

Figure 9 is a plot of

$$\tilde{R}(x)/x^{-1+\epsilon} \quad (11)$$

x between 10^5 and 10^6 and $\epsilon = 0.000001$.

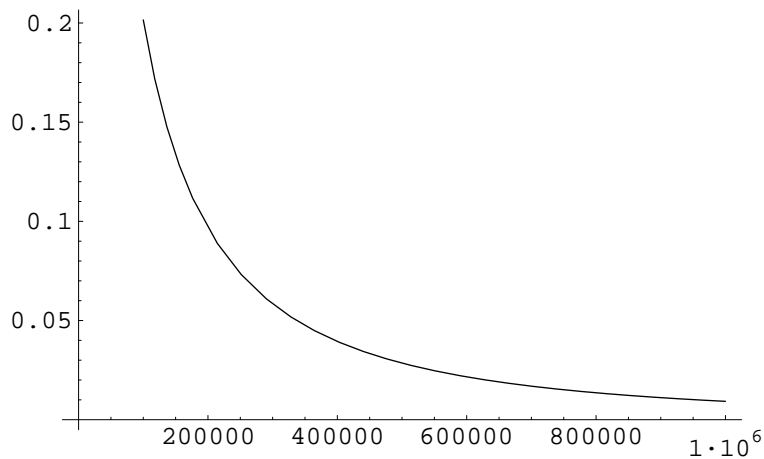


Figure 9: $\hat{R}(x)/x^{-1+\epsilon}$

To summarize, for the computations considered, we have

$$R(m) \leq \tilde{R}(m) \tag{12}$$

and

$$\lim_{m \rightarrow \infty} \tilde{R}(m)/m^{-1+0.000001} = 0 \tag{13}$$